

No. PDMA (SINDH)/(SITREP)/2022/ 935

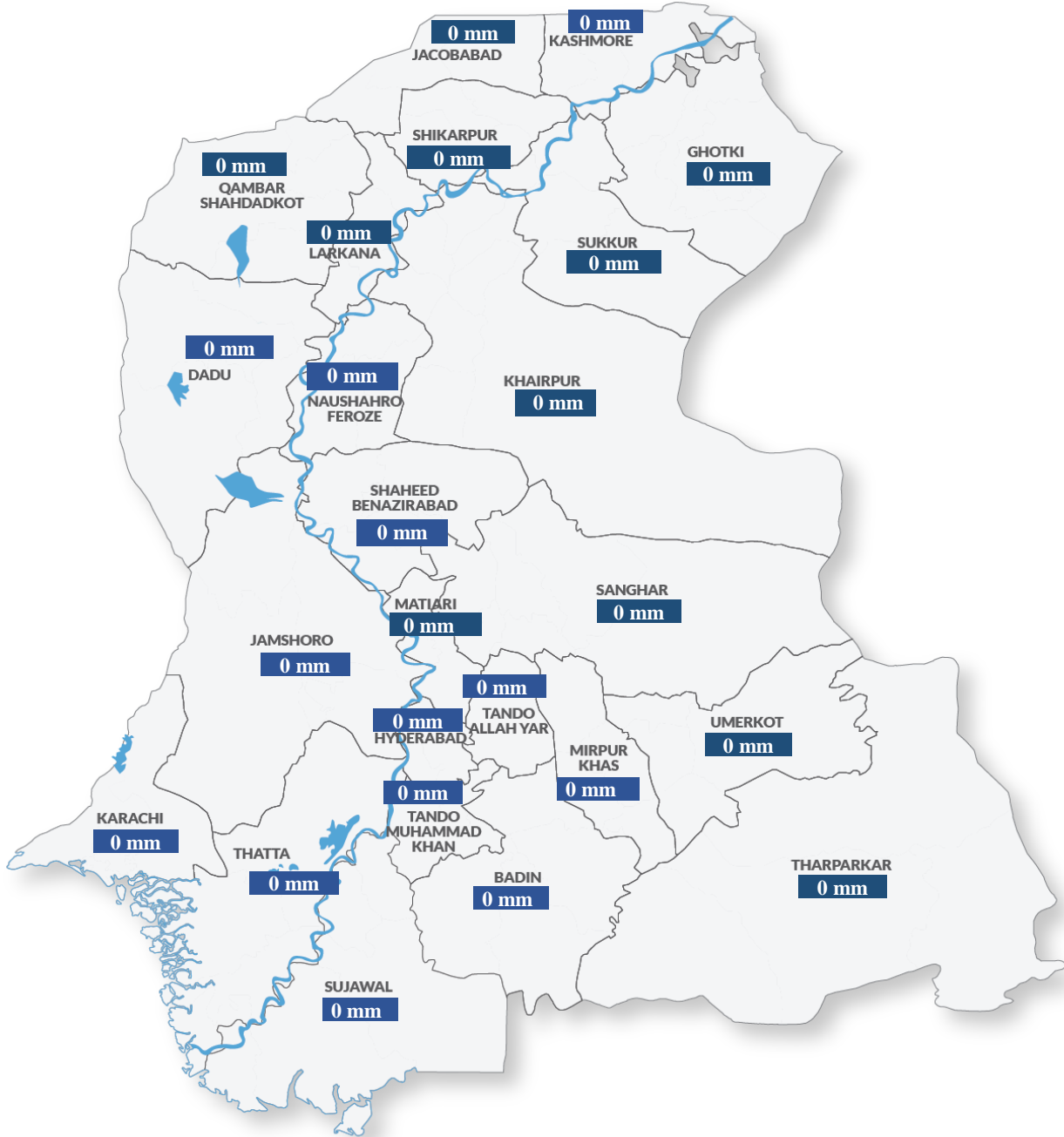
September 1, 2022

Period Covered: 22:00 hrs. 20-06-2022 to 31-08-2022 22:00 hrs.

## DAILY SITUATION REPORT

### Weather Situation Overview

Rainfall in Average (last 24 hrs.)



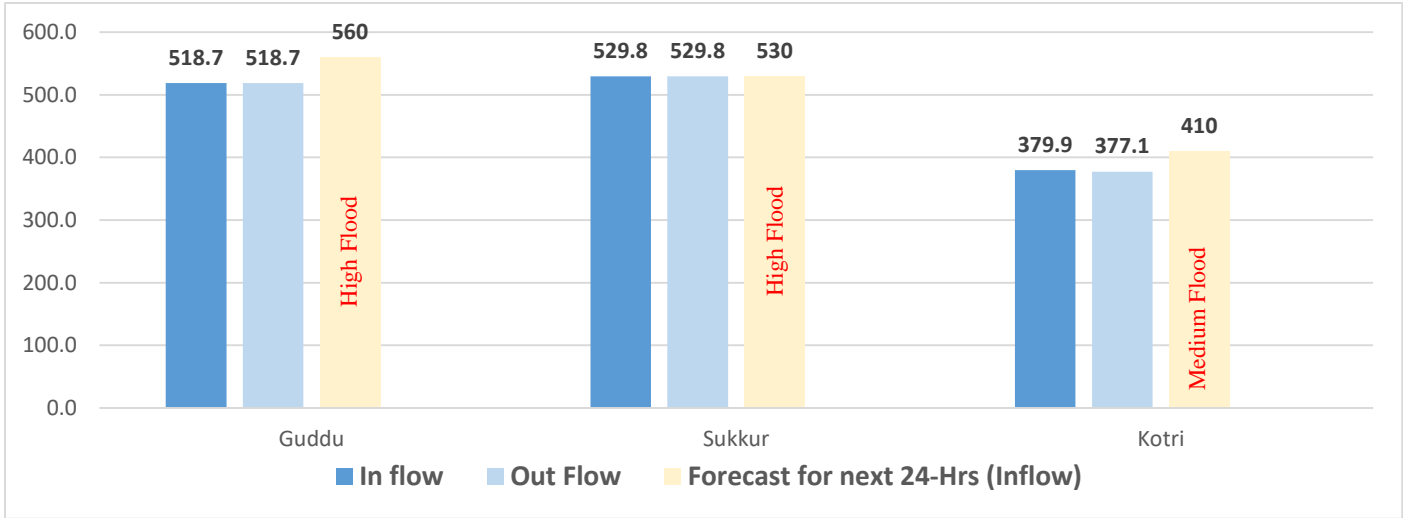
Source: CM Portal

### Weather Forecast

- Nothing to Report (NTR)

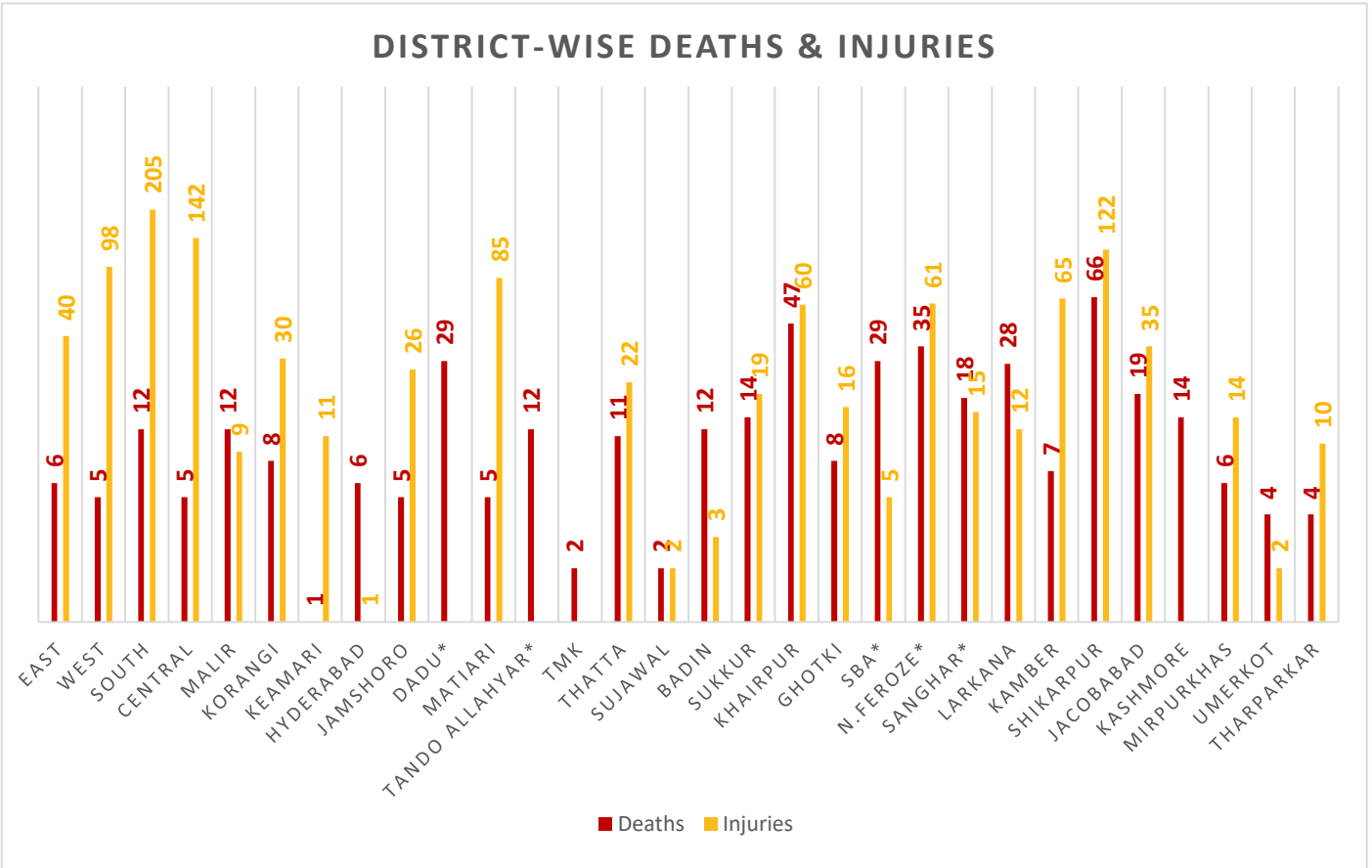


## River Indus Discharge (in Thousands of Cusecs)



**Source:** Pakistan Meteorological Department - Flood Forecasting Division (FFD) – Bulletin No. B-078/22 Dated: 31<sup>st</sup> August, 2022 10:45 hours (PST)

## Summary of Losses



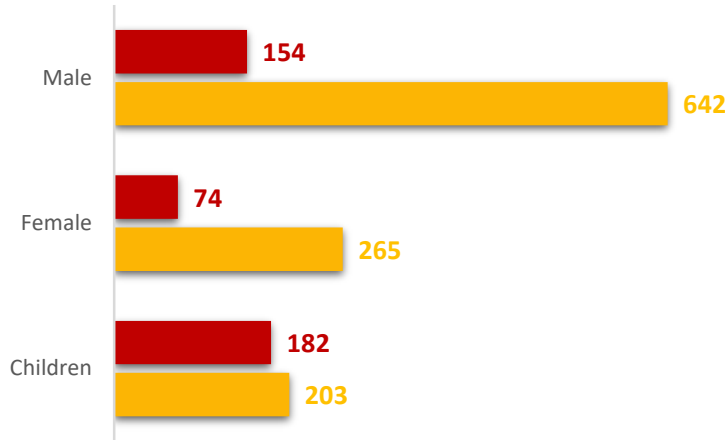
**Death Data Source:** Concerned Deputy Commissioners.

**Injury Data Source:** Directorate General Health Services, Hyderabad.

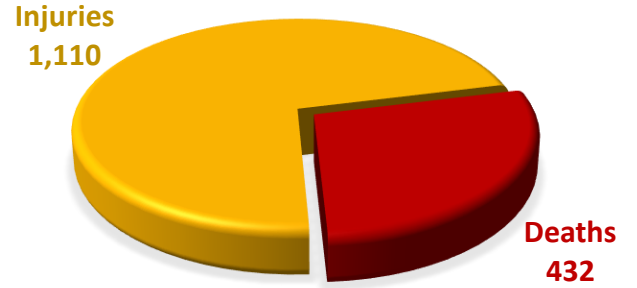
**Note:** 708 additional injuries have been reported by the Deputy Commissioners of Hyderabad, Dadu, Tando Allahyar, TMK, SBA, Sanghar, Larkana, Jacobabad, Shikarpur & Umerkot.



### GENDER-WISE DISTRIBUTION



### SUMMARY

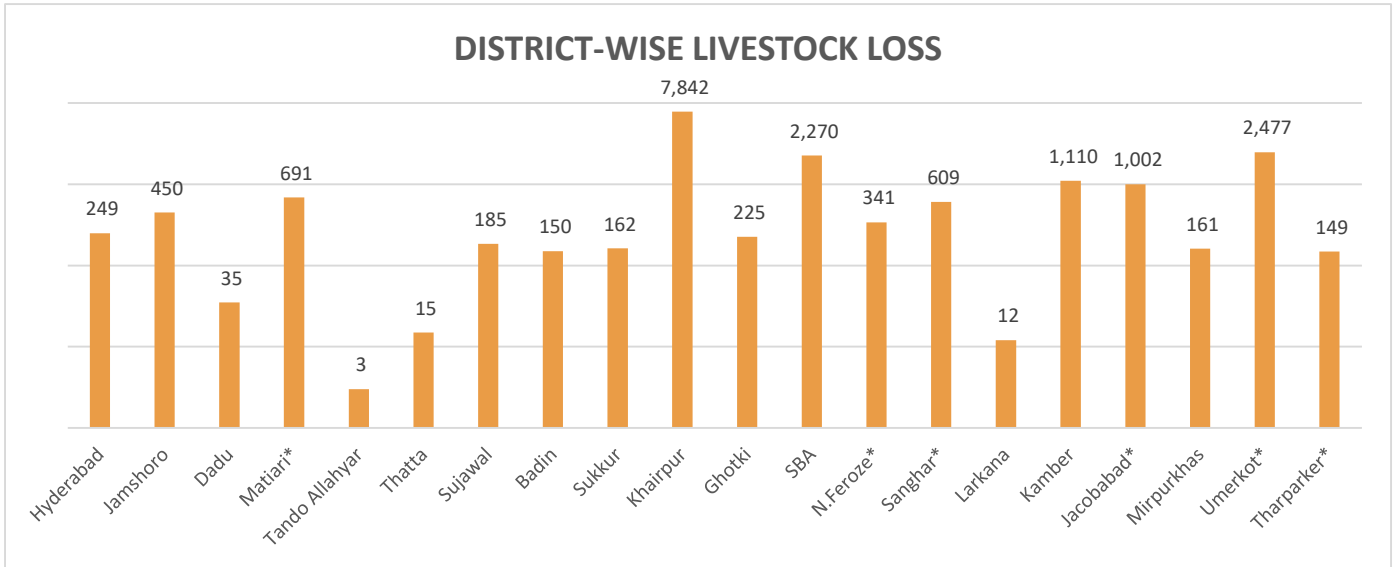


**Note:**

- Deputy Commissioner Sukkur and Ghotki has reported 22 deaths, however, gender wise distribution of the deaths will be reflected in the grand total as soon as we receive the revised report.
- Deputy Commissioner SBA has revised the gender-wise data of deaths in report dated 31-08-2022.

**Last 24 Hours (Already Included in Total):**

Division	District	Deaths				Remarks
		M	F	C	T	
Hyderabad	Dadu	0	0	2	2	Deputy Commissioner Dadu has reported on CM Rainfall portal that 02 children died due to drown in the flood water.
	Tando Allahyar	0	0	2	2	Deputy Commissioner Tando-Allahyar has reported on CM Rainfall portal that 02 children died due to drown in the stagnant rainy water.
SBA	SBA	0	2	3	5	Deputy Commissioner SBA has reported that 02 females and 04 children died.
	N.Feroze	0	0	1	1	Deputy Commissioner N.Feroze has reported that 01 child died.
	Sanghar	1	1	0	2	Deputy Commissioner Sanghar has reported that 01 female have died. 01 male death reported by CM portal.
<b>Total</b>		<b>1</b>	<b>2</b>	<b>8</b>	<b>12</b>	-



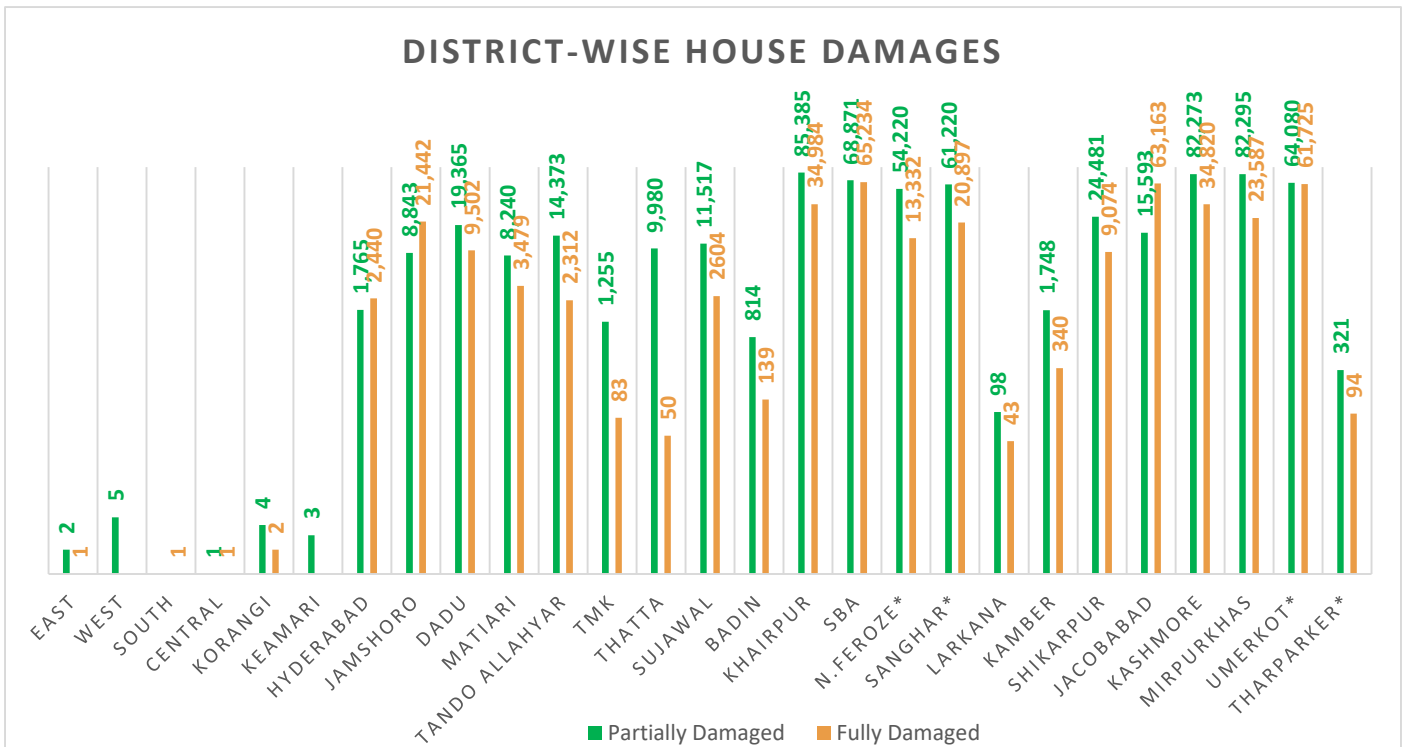
**Total Livestock Perished: 18,138**  
**Last 24 Hours (Already Included in Total): 1,625**

*Source: Concerned Deputy Commissioners.*

**Note:**

- 29,631 losses have been reported by Livestock Department.

## Summary of Infrastructure & Private Property Damage



**Total House Damage:** Partially – 616,752      Fully – 369,349  
**Last 24 Hours (Already Included in Total):** Partially – 413      Fully – 61,743

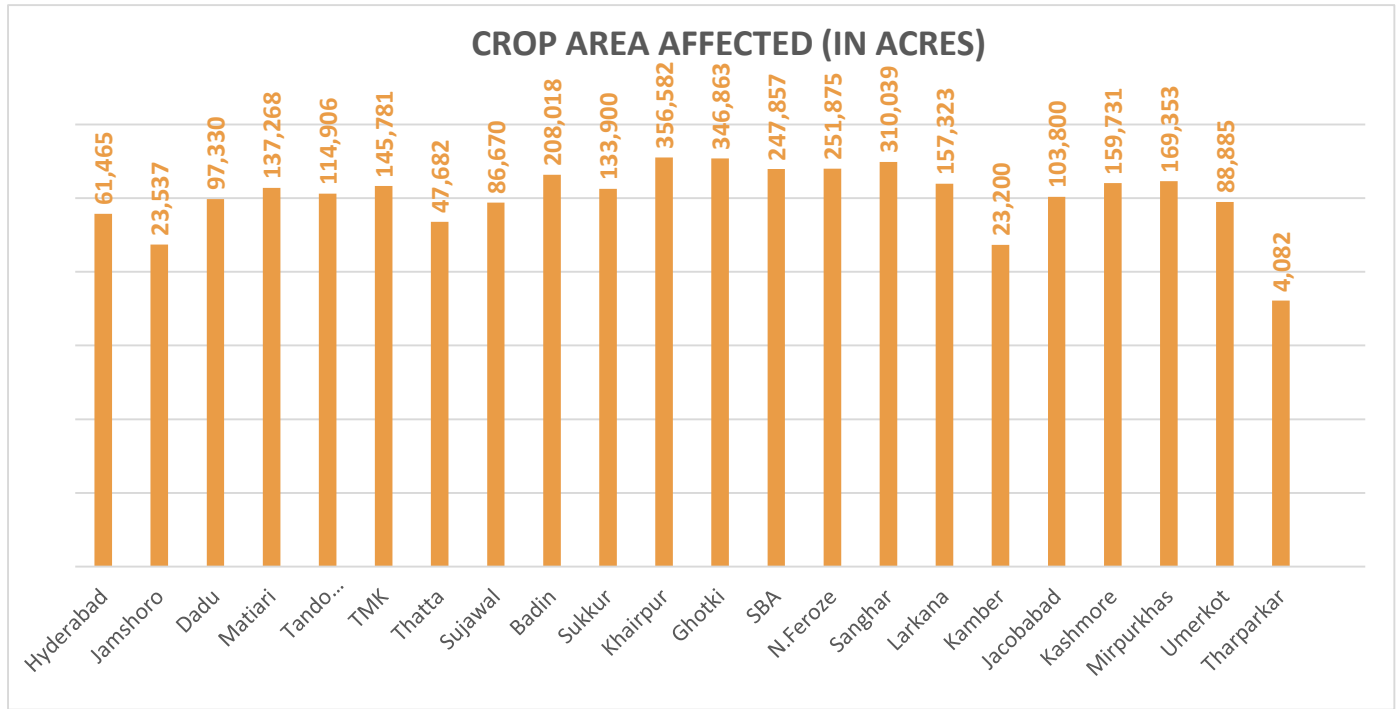
*-Deputy Commissioner Sukkur and Ghotki has reported 29,299 houses damaged.*

*-House Damages (Grand Total- Last 24 hours): 62,156*

*Source: Concerned Deputy Commissioners.*

**Note:**

- 80% of houses were partially damaged in District Larkana.



**Total Crop Area Damaged: 3,276,147**

Source: Relief Department Sindh

**Note:**

- 90% of crop area was affected in District Larkana.

Division	District	No. of UC's Affected	No. of Roads	Road (km)	Bridge	Shop	Hotel	Masjid
Karachi	East	-	20	15	-	-	-	-
	West	-	15	16	-	-	-	-
	South	-	-	-	-	-	-	-
	Central	-	-	-	-	3	-	-
	Malir	-	2	1	1	-	-	-
	Korangi	5	16	25	-	-	-	-
	Keamari	-	-	-	-	-	-	-
<b>Sub Total</b>		<b>5</b>	<b>53</b>	<b>57</b>	<b>1</b>	<b>3</b>	<b>-</b>	<b>-</b>
Hyderabad	Hyderabad	160	20	80	1	-	-	-
	Jamshoro	28	-	180	0	0	0	0
	Dadu	66	56	104	5	-	-	-
	Matiari	30	-	-	-	-	-	-
	Tando Allahyar	28	-	-	-	-	-	-
	TMK	7	-	133	-	-	-	-
	Thatta	40	6	56.5	-	-	-	-
	Sujawal	37	1	250	11	0	0	0
Badin	68	18	40	3	5	2	3	
<b>Sub Total</b>		<b>464</b>	<b>101</b>	<b>843.5</b>	<b>20</b>	<b>5</b>	<b>2</b>	<b>3</b>
Sukkur	Sukkur	49	-	-	-	11	-	-
	Khairpur	88	256	1,002	18	13	-	3

Division	District	No. of UC's Affected	No. of Roads	Road (km)	Bridge	Shop	Hotel	Masjid
	Ghotki	66	-	-	-	-	-	-
<b>Sub Total</b>		<b>203</b>	<b>256</b>	<b>1,002</b>	<b>18</b>	<b>24</b>	<b>0</b>	<b>3</b>
SBA	SBA	59	54	184	15	-	-	-
	N.Feroze*	68	-	-	0	0	0	0
	Sanghar	73	-	-	-	-	-	-
<b>Sub Total</b>		<b>200</b>	<b>54</b>	<b>184</b>	<b>15</b>	<b>0</b>	<b>0</b>	<b>0</b>
Larkana	Larkana	69	0	0	-	-	-	-
	Kamber	3	12	96	6	-	-	-
	Jacobabad	44	-	-	-	-	-	-
	Kashmore	41	-	-	-	-	-	-
<b>Sub Total</b>		<b>157</b>	<b>12</b>	<b>96</b>	<b>6</b>	<b>-</b>	<b>-</b>	<b>-</b>
Mirpurkhas	Mirpurkhas	50	-	-	-	-	-	-
	Umerkot	42	-	146.1	-	-	-	-
	Tharparker	3	59	0.1	-	-	-	-
<b>Sub Total</b>		<b>95</b>	<b>59</b>	<b>146.22</b>	<b>-</b>	<b>-</b>	<b>-</b>	<b>-</b>
<b>Grand Total</b>		<b>1,124</b>	<b>535</b>	<b>2,328.7</b>	<b>60</b>	<b>32</b>	<b>2</b>	<b>6</b>

**Last 24 Hours:**

**No. of UC's Affected: (NTR)**

**Source of UCs Affected: Relief Department Sindh**

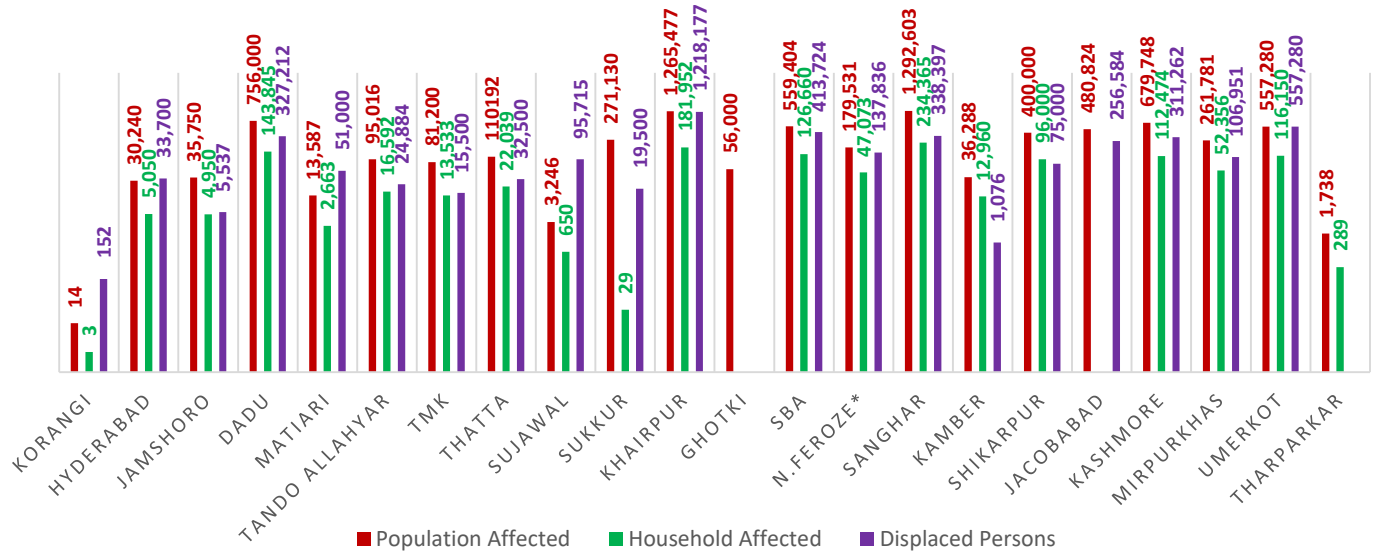
**Note:**

- Total 222 schools were damaged in District SBA.
- Total 45 culverts were damaged in District SBA.



## Relief Camps Established by DDMA's / Deputy Commissioners

### POPULATION AFFECTED



**Total Population Affected: 7,167,049**  
**Total Households Affected: 1,189,633**  
**Total Number of Person Displaced: 4,021,987**

**Last 24 Hours (Already Included in Total):**

**Population Affected: 3,400**  
**Households Affected: 797**

Division	District	Relief Camps Established	Persons in Relief Camps (Last 24hrs)			
			M	F	C	T
Hyderabad	Hyderabad	29	-	-	-	6,530
	Jamshoro	15	-	-	-	-
	Dadu	154	3,057	4,430	7,256	14,743
	Matiari	73	-	-	-	14,786
	Tando Allahyar	09	813	856	789	2,458
	Thatta*	12	-	-	-	13,566
	Sujawal	4	-	-	-	-
Sukkur	Sukkur	41	-	-	-	12,990
	Khairpur	482	-	-	-	47,300
	Ghotki	45	-	-	-	6,531
SBA	SBA	77	8,825	9,252	11,573	29,650
	N.Feroze*	278	11,817	12,017	20,973	44,807
	Sanghar	151	8,050	8,655	19,150	35,855

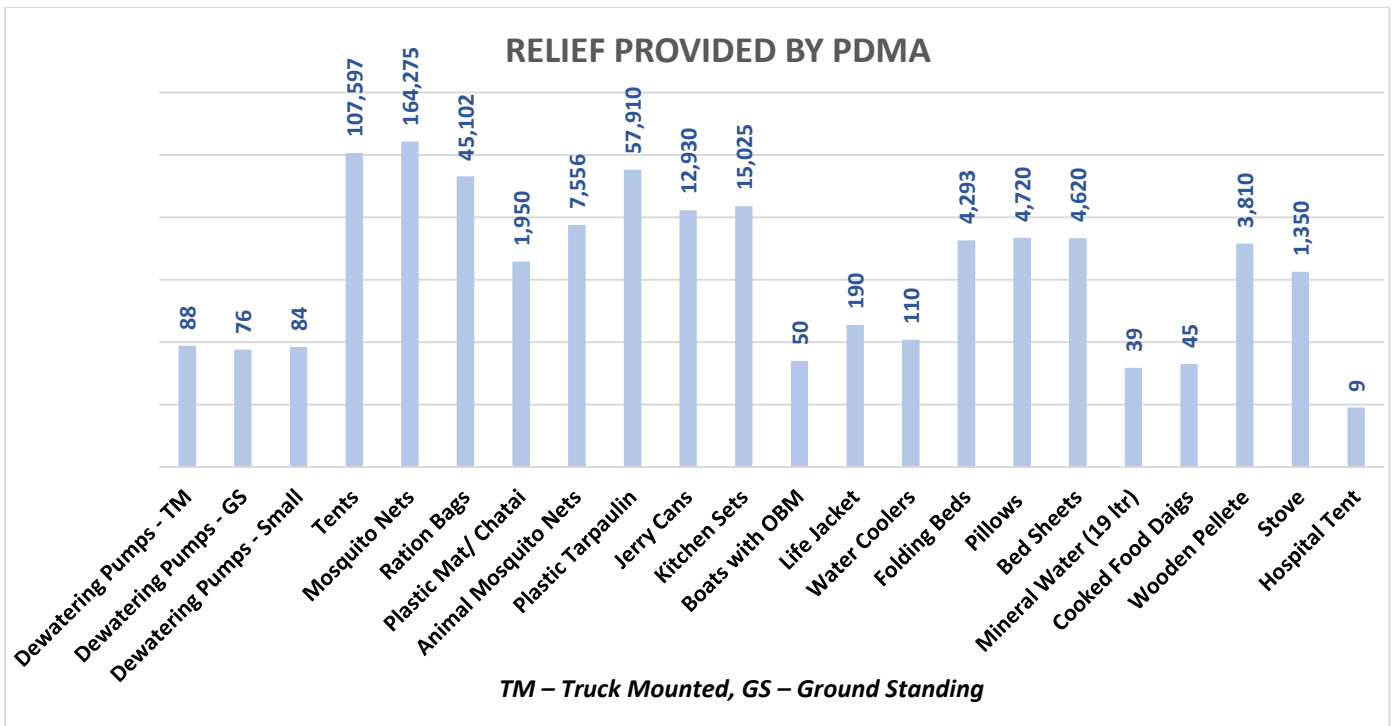
Division	District	Relief Camps Established	Persons in Relief Camps (Last 24hrs)			
			M	F	C	T
Larkana	Larkana	290	-	-	-	28,500
	Kamber-Shahdaddock	6	-	-	-	-
	Shikarpur	46	-	-	-	43,688
	Jacobabad	112	-	-	-	39,352
	Kashmore	27	2,270	2,131	3,230	7,631
Mirpurkhas	Mirpurkhas	35	10,223	8,414	5,850	24,487
	Umerkot	33	1,400	1,306	2,624	5,330
<b>Total</b>		<b>1,955</b>	<b>46,455</b>	<b>47,061</b>	<b>71,445</b>	<b>386,555</b>

**Last 24 Hours** (Already Included in Total):

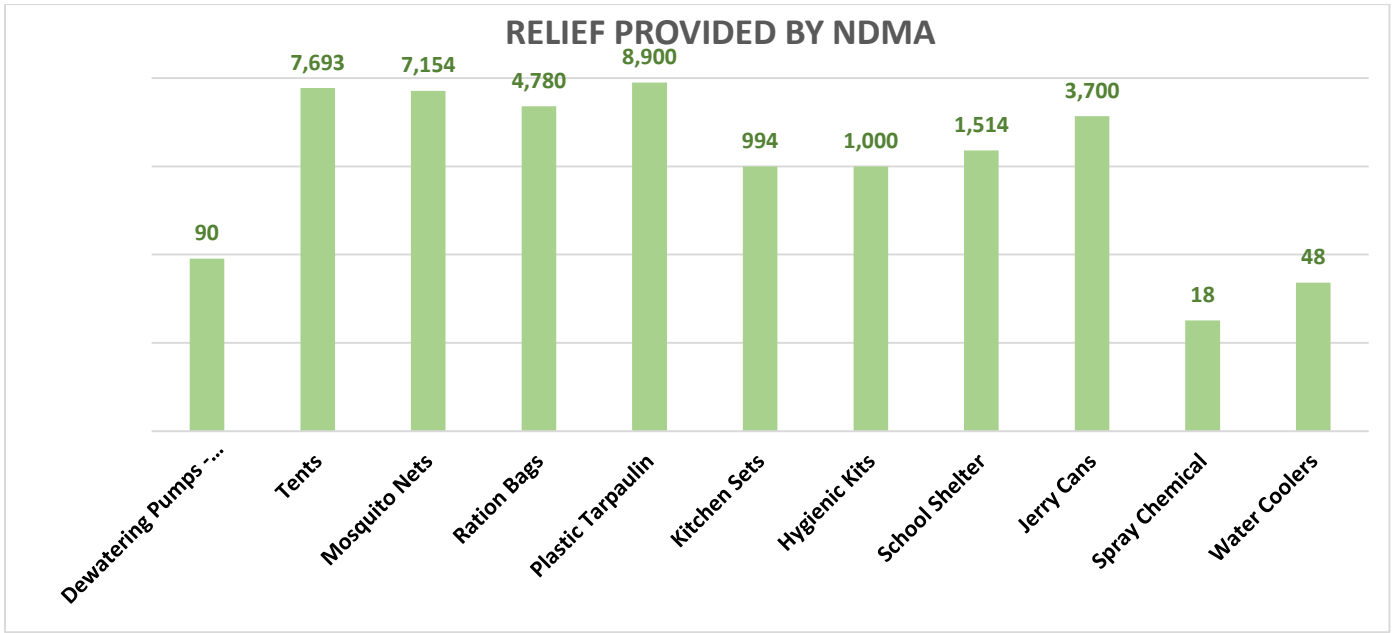
**Relief Camps: (NTR)**

*Source: Concerned Deputy Commissioners of Sindh.*

## Relief Provided by PDMA/NDMA

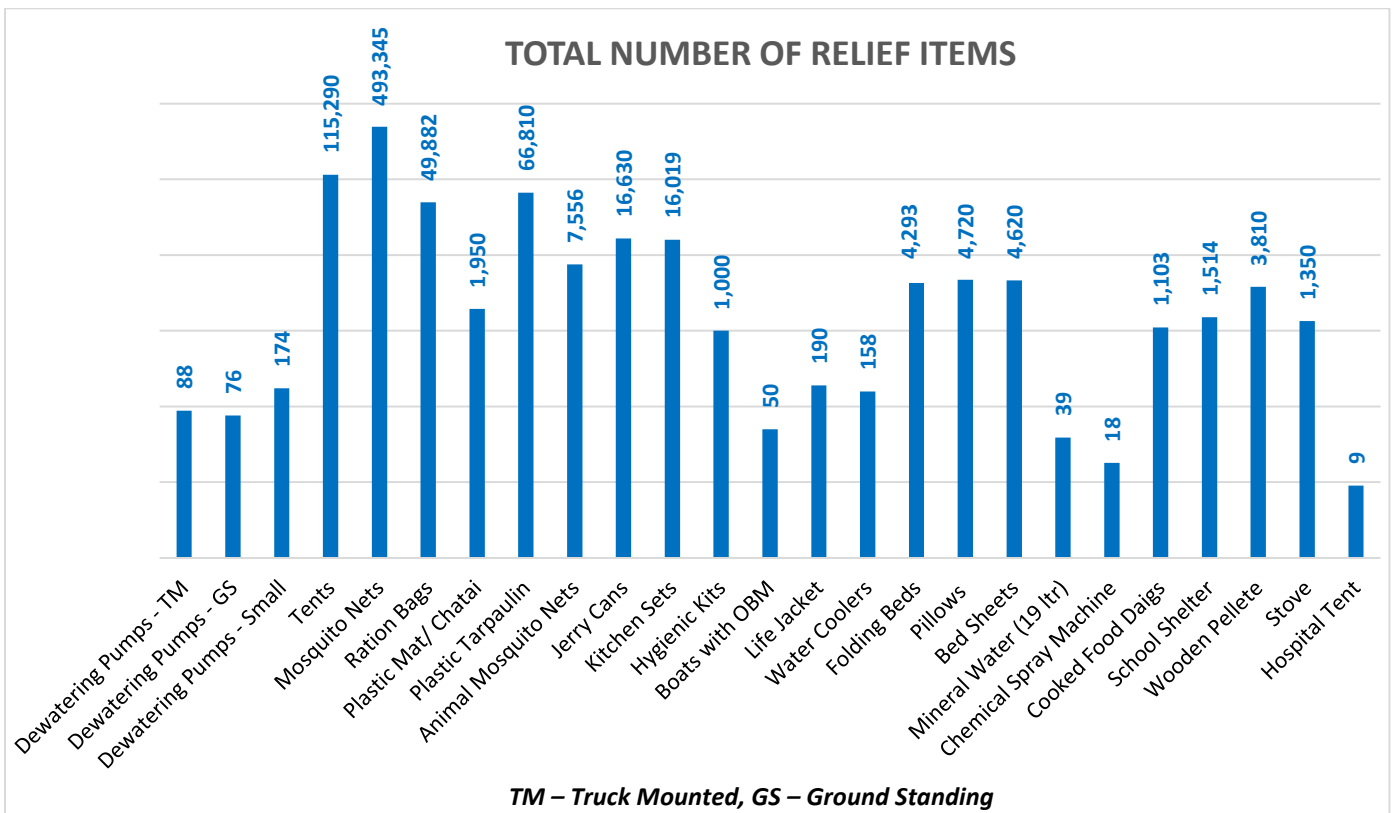






**Others:**

Organization	Relief
FGRF(INGO)	Cooked Food (Daigs) : 1058
National Institute of Health	Mosquito Nets : 321,916



**Last 24 Hours (Already Included in Total):**





PROVINCIAL DISASTER MANAGEMENT AUTHORITY  
REHABILITATION DEPARTMENT  
GOVERNMENT OF SINDH



Item Description	Tents	Mosquito Nets	Tarpaulin Sheets	Jerry Cans	Folding Beds
Sukkur	370		2000		
Larkana	1,215	30,000			
N.Feroze	350				
Badin	285				
Matiari	450	26,376		200	
Khairpur		20,000	3,000		
Sanghar		25,000			
Umerkot		9,540			
Ghotki		10,000			
Sujawal		22,000			
SBA		29,000			
Thatta		22,000			
TMK				1,500	50
<b>Total</b>	<b>2,670</b>	<b>193,916</b>	<b>5,000</b>	<b>1,700</b>	<b>50</b>

Sd/-  
(KAZIM RAZA TALPUR)  
INCHARGE PEOC  
PDMA SINDH

