

No. PDMA (SINDH)/(SITREP)/2022/ 950

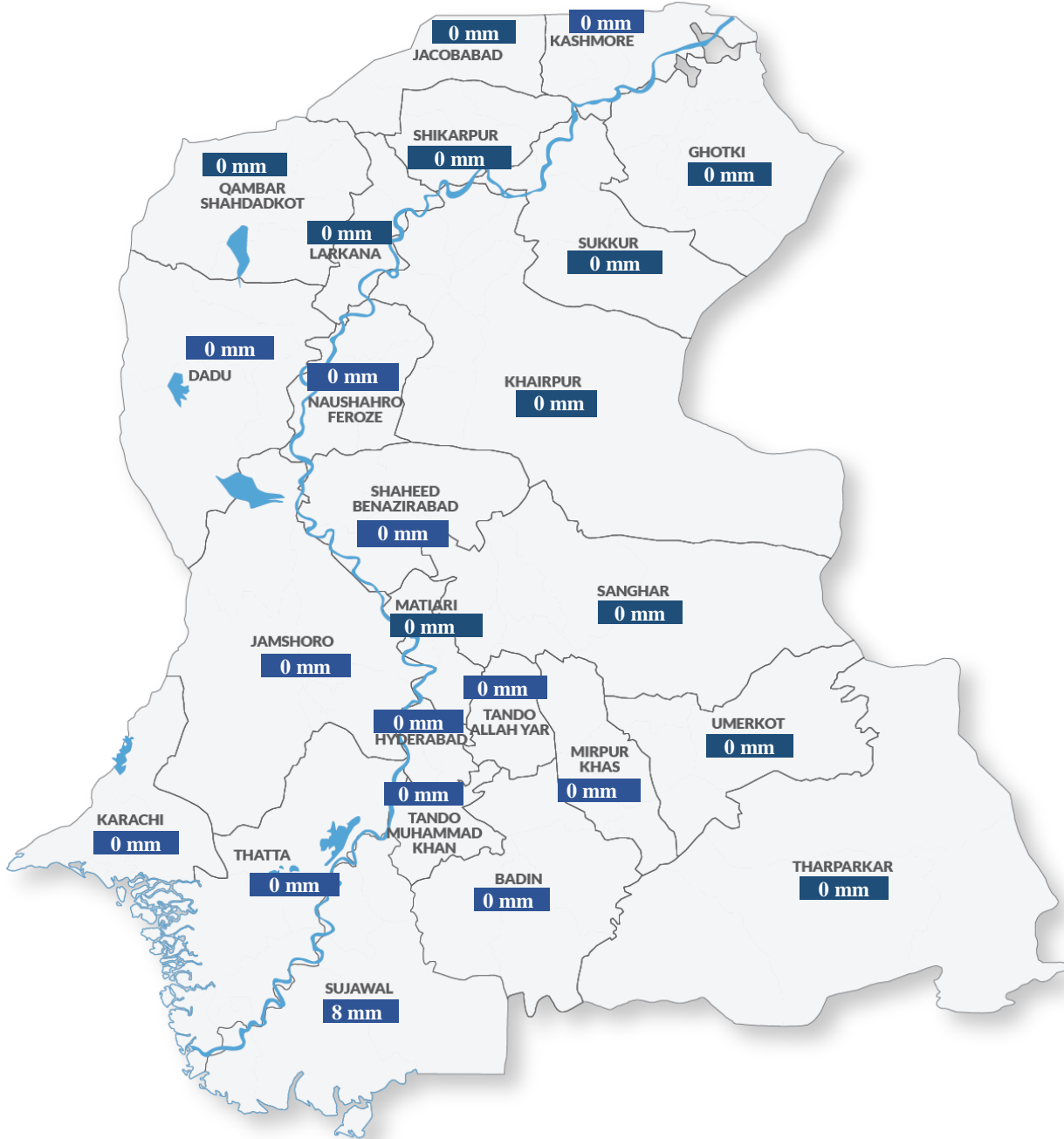
September 3, 2022

Period Covered: 22:00 hrs. 20-06-2022 to 02-09-2022 22:00 hrs.

DAILY SITUATION REPORT

Weather Situation Overview

Rainfall in Average (last 24 hrs.)



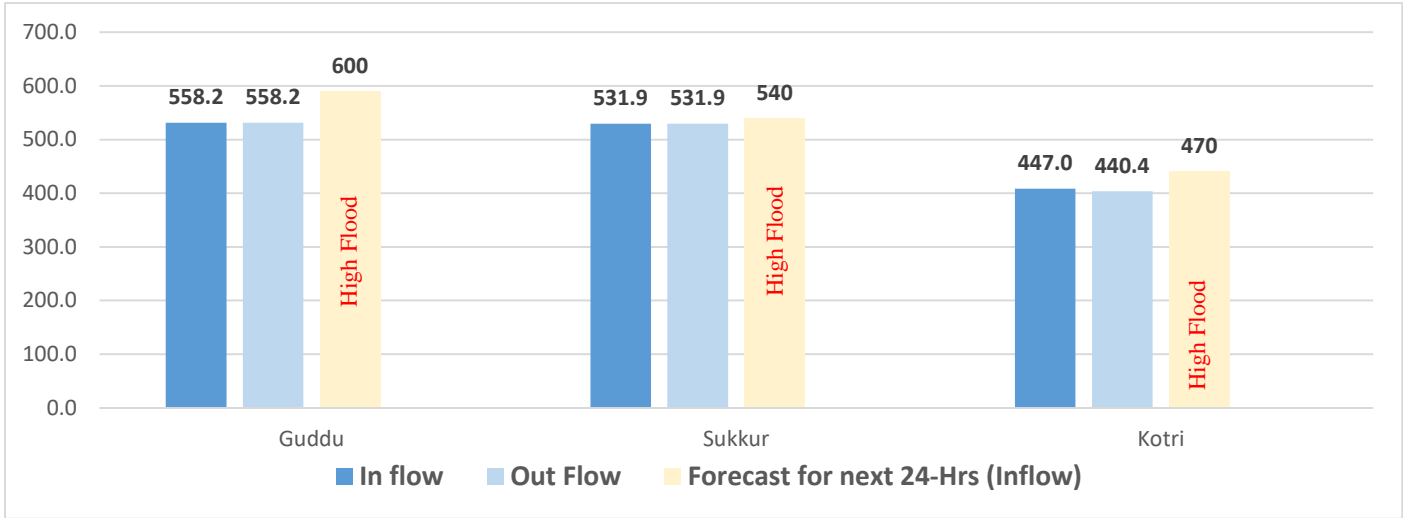
Source: CM Portal

Weather Forecast

- Nothing to Report (NTR)

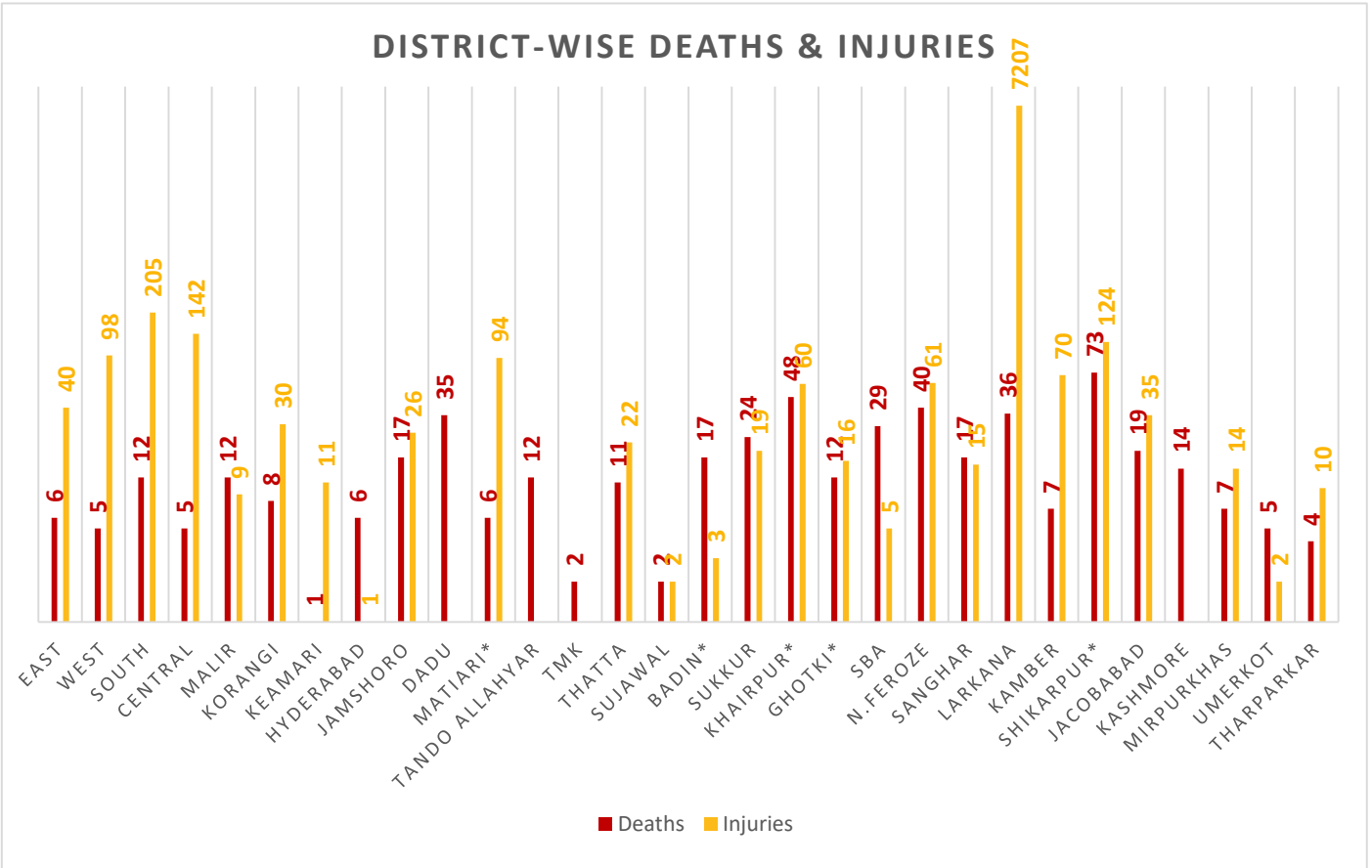


River Indus Discharge (in Thousands of Cusecs)



Source: Pakistan Meteorological Department - Flood Forecasting Division (FFD) – Bulletin No. B-080/22 Dated: 02nd September, 2022 10:30 hours (PST)

Summary of Losses




Death Data Source: Concerned Deputy Commissioners.

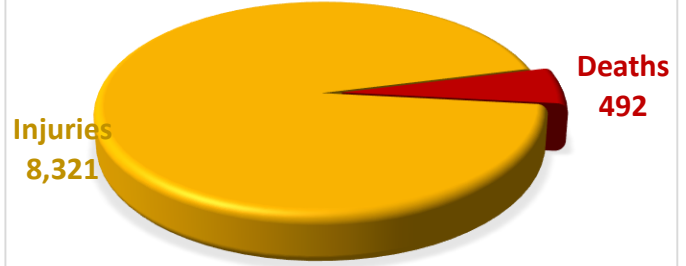
Injury Data Source: Directorate General Health Services, Hyderabad.

Note: 7,907 additional injuries have been reported by the Deputy Commissioners of Hyderabad, Dadu, Tando Allahyar, TMK, SBA, Sanghar, Larkana, Kamber Shahdadkot, Jacobabad, Shikarpur & Umerkot.

GENDER-WISE DISTRIBUTION



SUMMARY

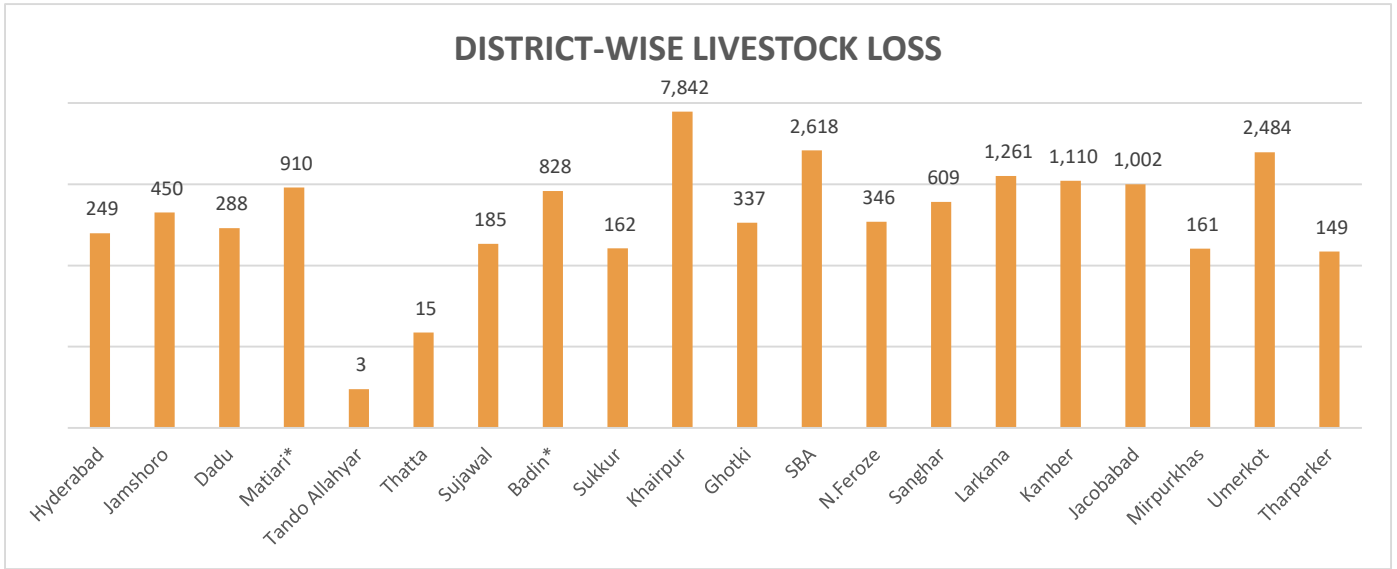


Note:

- Deputy Commissioner Ghotki has reported 09 deaths, however, gender wise distribution of the deaths will be reflected in the grand total when received

Last 24 Hours (Already Included in Total):

Division	District	Deaths				Remarks
		M	F	C	T	
Hyderabad	Matiari	1	0	0	1	Deputy Commissioner Matiari has reported that 1 male died due to house damage.
	Badin	2	1	2	5	Deputy Commissioner Badin has reported that 2 males, 1 female and 2 children died.
Sukkur	Khairpur	1	0	0	1	Deputy Commissioner Khairpur has reported that 1 male died
	Ghotki	0	0	3	3	Deputy Commissioner Ghotki has reported on CM Sindh Rainfall Portal that 3 children died.
SBA	N.Feroze	4	0	1	5	Deputy Commissioner N.Feroze has reported 4 males and 1 child died.
Larkana	Shikarpur	2	1	4	7	Deputy Commissioner Shikarpur has reported that 2 males, 1 female and 4 children died.
Total		10	2	10	22	-



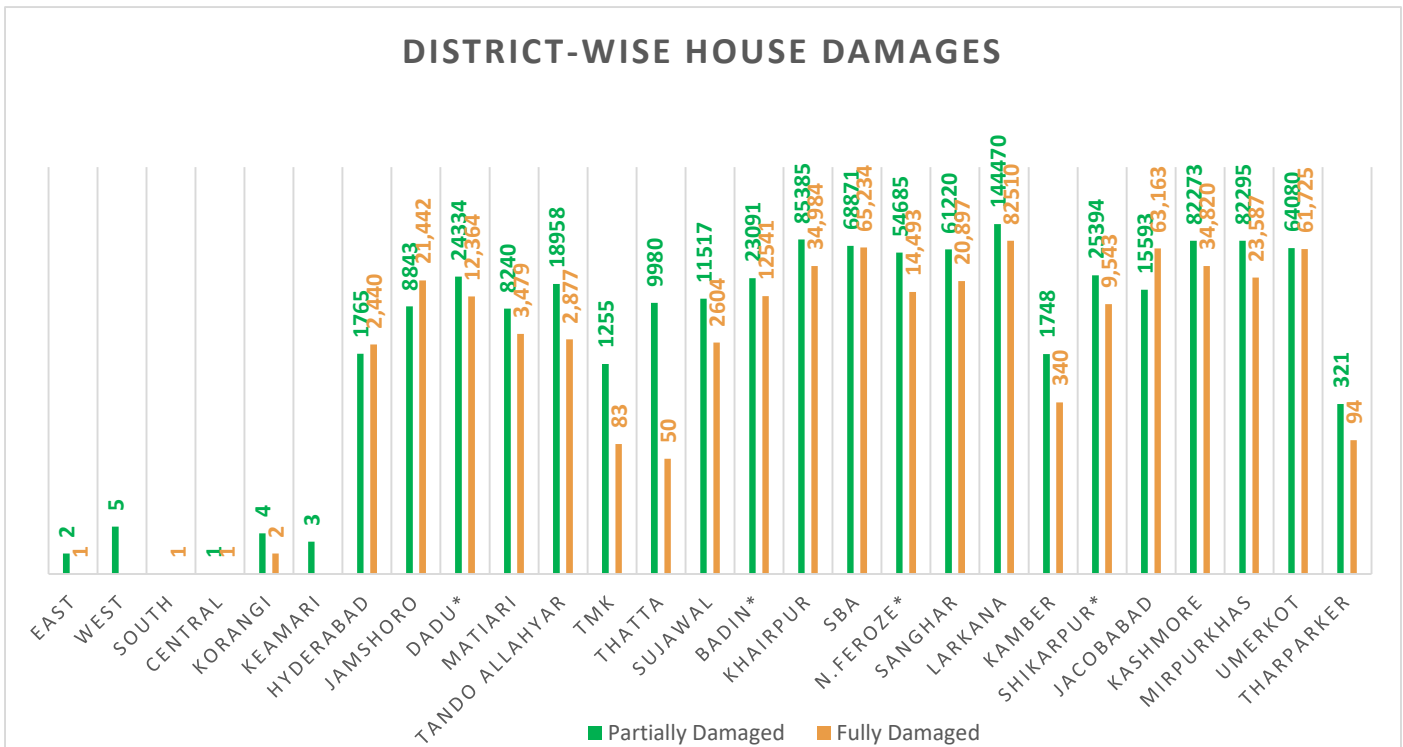
Total Livestock Perished: 21,009
Last 24 Hours (Already Included in Total): 875

Source: Concerned Deputy Commissioners.

Note:

- **58,233 losses** have been reported by Livestock Department.

Summary of Infrastructure & Private Property Damage



Total House Damage: Partially – 794,333 Fully – 469,275
Last 24 Hours (Already Included in Total): Partially – 24,768 Fully – 14,399

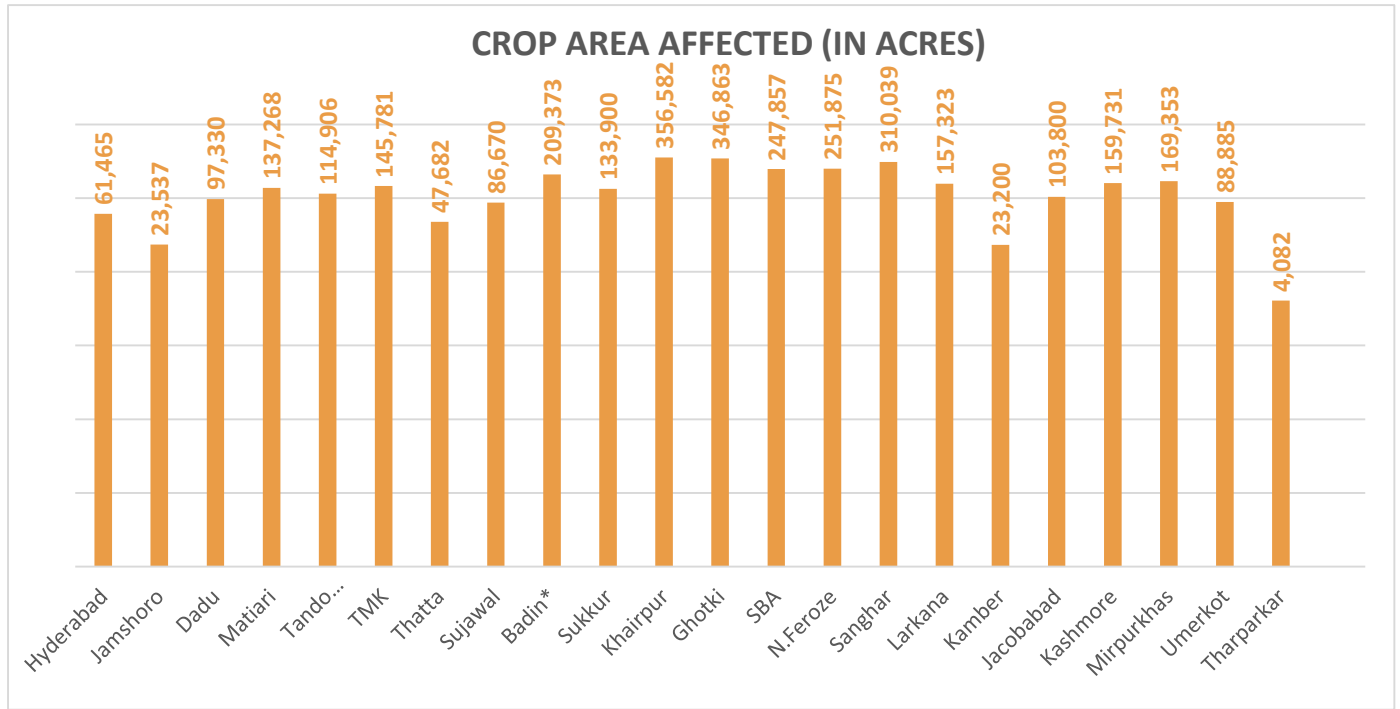
-Deputy Commissioner Sukkur and Ghotki has reported 29,299 houses damaged.

-House Damages (Grand Total- Last 24 hours): 39,167

Source: Concerned Deputy Commissioners.

Note:

- 80% of houses were partially damaged in District Larkana.



Total Crop Area Damaged: 3,277,502

Source: Relief Department Sindh

Note:

- 90% of crop area was affected in District Larkana.

Division	District	No. of UC's Affected	No. of Roads	Road (km)	Bridge	Shop	Hotel	Masjid
Karachi	East	-	20	15	-	-	-	-
	West	-	15	16	-	-	-	-
	South	-	-	-	-	-	-	-
	Central	-	-	-	-	3	-	-
	Malir	-	2	1	1	-	-	-
	Korangi	5	16	25	-	-	-	-
	Keamari	-	-	-	-	-	-	-
Sub Total		5	53	57	1	3	-	-
Hyderabad	Hyderabad	160	20	80	1	-	-	-
	Jamshoro	28	-	180	0	-	-	-
	Dadu	66	56	104	5	-	-	-
	Matiari	30	-	-	-	-	-	-
	Tando Allahyar	28	-	-	-	-	-	-
	TMK	7	-	133	-	-	-	-
	Thatta	40	6	57	-	-	-	-

Emergency No:

1736



Plot No. 26-C, Main Khayaban-e-Jami,
DHA Phase-VII, Karachi.



021-99332742
021-35381810



021-99332007



0335-5557362



www.pdma.gos.pk



**PROVINCIAL DISASTER MANAGEMENT AUTHORITY
REHABILITATION DEPARTMENT
GOVERNMENT OF SINDH**



Division	District	No. of UC's Affected	No. of Roads	Road (km)	Bridge	Shop	Hotel	Masjid
	Sujawal	37	1	250	11	-	-	-
	Badin	68	18	40	3	5	2	3
Sub Total		464	101	844	20	5	2	3
Sukkur	Sukkur	49	-	-	-	11	-	-
	Khairpur	88	256	1,002	18	13	-	3
	Ghotki	66	-	-	-	-	-	-
Sub Total		203	256	1002	18	24	0	3
SBA	SBA	59	54	184	15	-	-	-
	N.Feroze	68	-	-	-	-	-	-
	Sanghar	73	-	-	-	-	-	-
Sub Total		200	54	184	15	-	-	-
Larkana	Larkana	69	0	0	-	-	-	-
	Kamber-Shahdadkot	3	12	96	6	-	-	-
	Shikarpur	-	-	-	-	-	-	-
	Jacobabad	44	-	-	-	-	-	-
	Kashmore	41	-	-	-	-	-	-
Sub Total		157	12	96	6	-	-	-
Mirpurkhas	Mirpurkhas	50	-	-	-	-	-	-
	Umerkot	42	-	146.1	-	-	-	-
	Tharparker	3	59	0.1	-	-	-	-
Sub Total		95	59	146	-	-	-	-
Grand Total		1,124	535	2329	60	32	2	6

Last 24 Hours:

No. of UC's Affected: (NTR)

Source of UCs Affected: Relief Department Sindh

**Emergency No:
1736**



Plot No. 26-C, Main Khayaban-e-Jami,
DHA Phase-VII, Karachi.



021-99332742
021-35381810



021-99332007



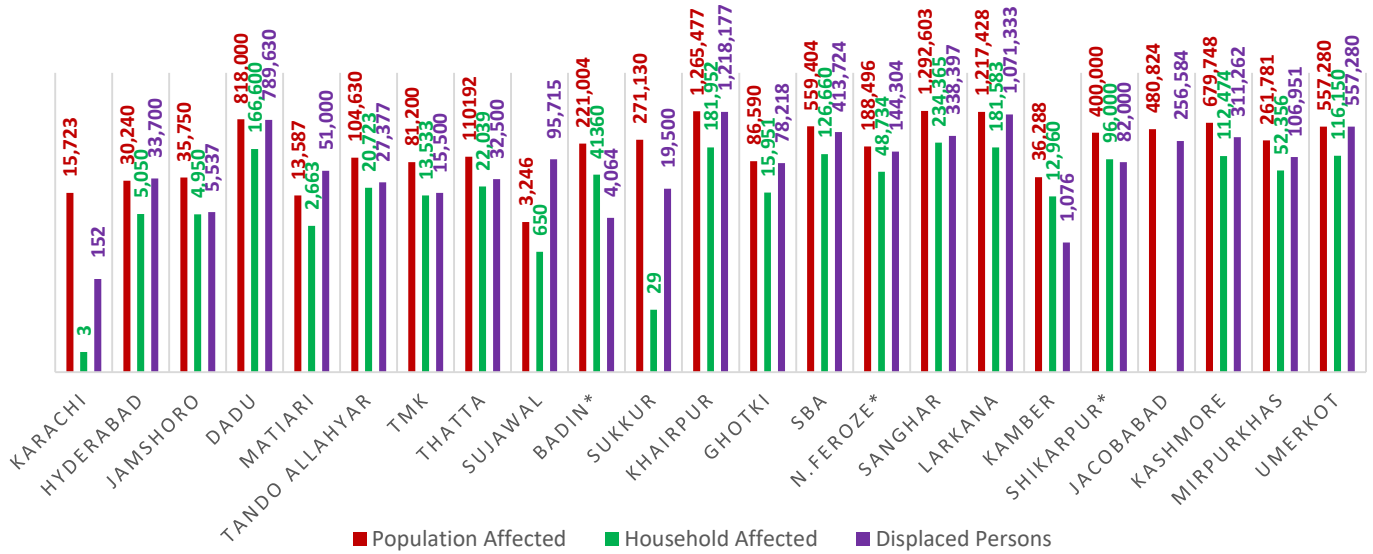
0335-5557362



www.pdma.gos.pk

Relief Camps Established by DDMA's / Deputy Commissioners

POPULATION AFFECTED



Total Population Affected: 8,732,359
Total Households Affected: 1,457,074
Total Number of Person Displaced: 5,653,981

Last 24 Hours (Already Included in Total):

Population Affected: 223,738
Households Affected: 41,978

Division	District	Relief Camps Established	Persons in Relief Camps (Last 24hrs)			
			M	F	C	T
Karachi	East	14	-	-	-	5,891
	West	6	-	-	-	3,433
	Korangi	1	-	-	-	450
	Malir	8	-	-	-	4,110
	Central	2	-	-	-	0
	Keamari	7	-	-	-	730
Sub Total			-	-	-	14,614
Hyderabad	Hyderabad	29	-	-	-	6,530
	Jamshoro	15	-	-	-	-
	Dadu*	154	8,950	11,280	16,468	36,698
	Matari	73	-	-	-	14,786
	Tando Allahyar	09	798	845	786	2,429
	Thatta*	12	-	-	-	15,386
	Sujawal	4	-	-	-	-
Badin*	-	1065	1365	1520	3950	
Sub Total			10,813	13,490	18,774	79,779
Sukkur	Sukkur	41	-	-	-	12,990
	Khairpur	482	-	-	-	47,300
	Ghotki	45	1,636	1,757	5,978	8,372

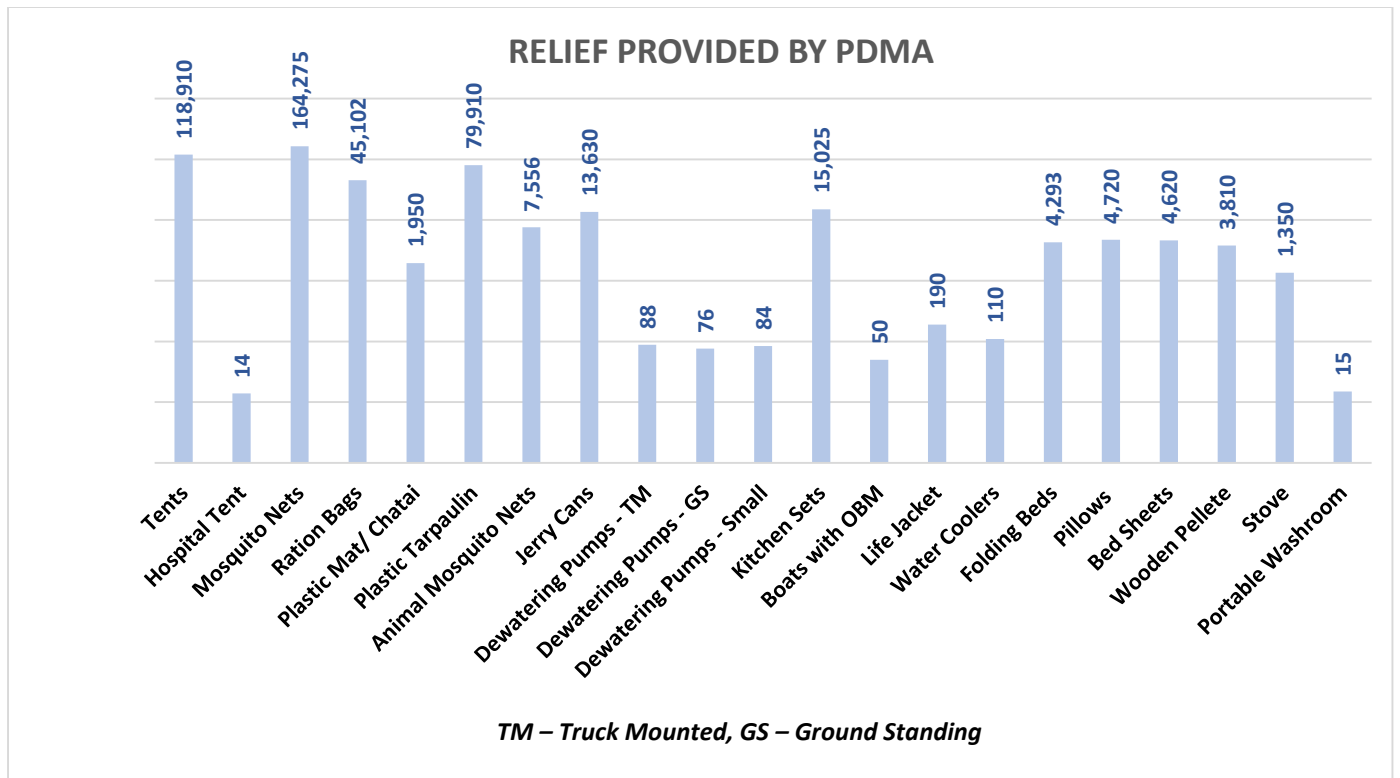
Division	District	Relief Camps Established	Persons in Relief Camps (Last 24hrs)			
			M	F	C	T
Sub Total		568	1,636	1,757	5,978	68,662
SBA	SBA	77	8,825	9,252	11,573	29,650
	N.Feroze*	348	12,069	12,287	22,233	46,589
	Sanghar	151	8,050	8,655	19,150	35,855
Sub Total		576	28,624	29,821	50,927	112,094
Larkana	Larkana	290	36,523	48,695	60,877	146,095
	Kamber-Shahdakt	6	-	-	-	-
	Shikarpur*	46	-	-	-	48,736
	Jacobabad*	112	-	-	-	29,346
	Kashmore	27	2,270	2,131	3,230	7,631
Sub Total		481	38,793	50,826	64,107	231,808
Mirpurkhas	Mirpurkhas	35	10,223	8,414	5,850	24,487
	Umerkot	33	1,400	1,306	2,624	5,330
Sub Total		68	11,623	9,720	8,474	29,817
Grand Total		2,027	91,489	105,614	148,260	536,774

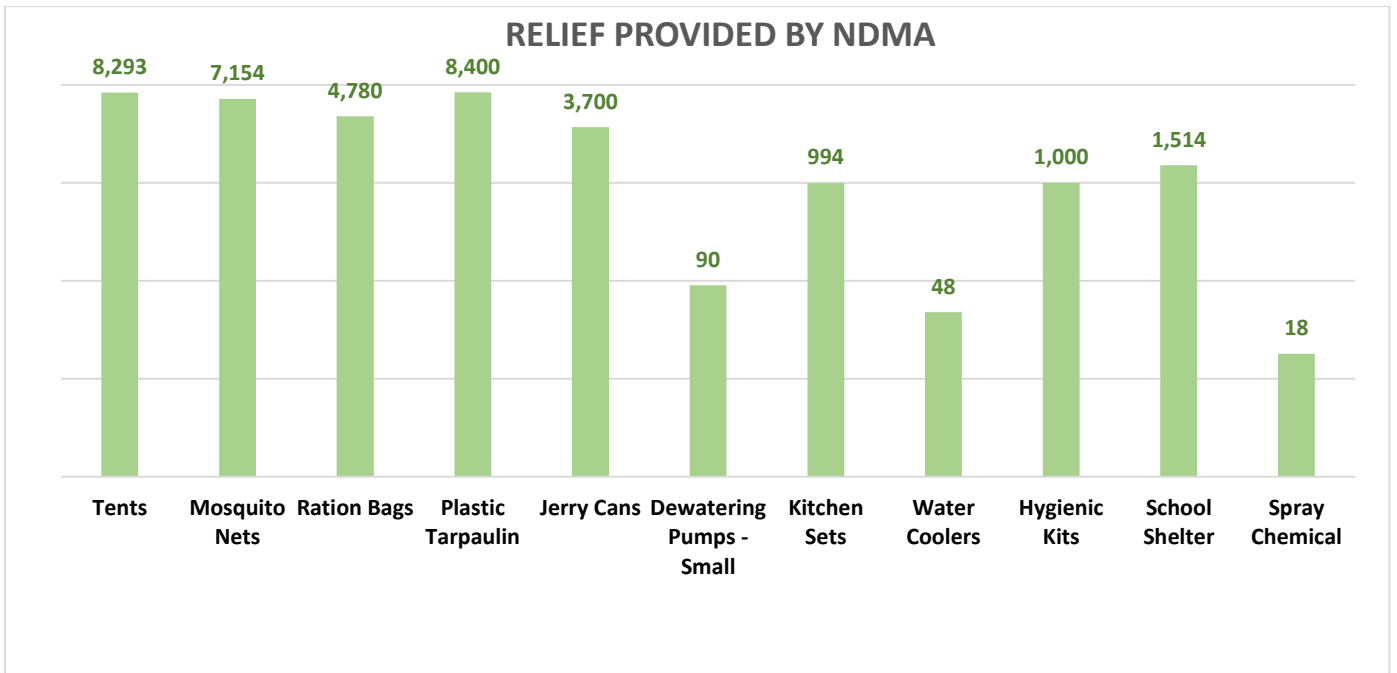
Last 24 Hours (Already Included in Total):

Relief Camps: 4

Source: Concerned Deputy Commissioners of Sindh.

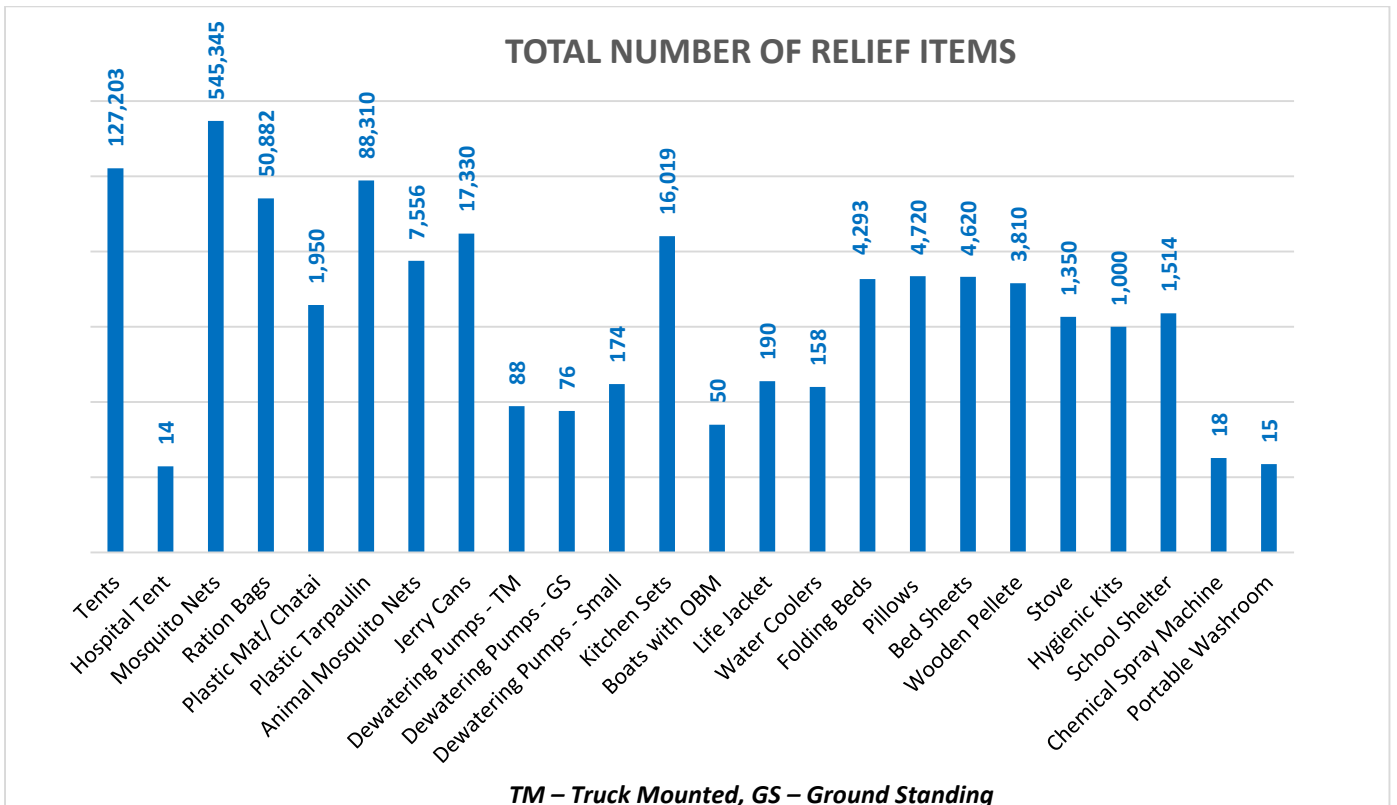
Relief Provided by PDMA/NDMA





Others:

Organization	Relief
FGRF(INGO)	Cooked Food (Daigs) : 1058
National Institute of Health	Mosquito Nets : 373,916





Last 24 Hours (Already Included in Total):

Item Description	Tents	Mosquito Nets	Tarpaulin Sheets	Animal Mosquito Nets	Ration Bags	Portable Washroom
Larkana	3,595					
Badin	1,550				1,000	
Thatta	1,000	10,000	1,000			
Dadu	200					
Kamber	881					
Khairpur		10,000	5,000			
N.Feroze			5,500			
Kashmore		22,000				
Hyderabad						15
Total	7,226	42,000	11,500	-	1,000	15

Sd/-
(KAZIM RAZA TALPUR)
INCHARGE PEOC
PDMA SINDH

