

No. PDMA (SINDH)/(SITREP)/2022/961

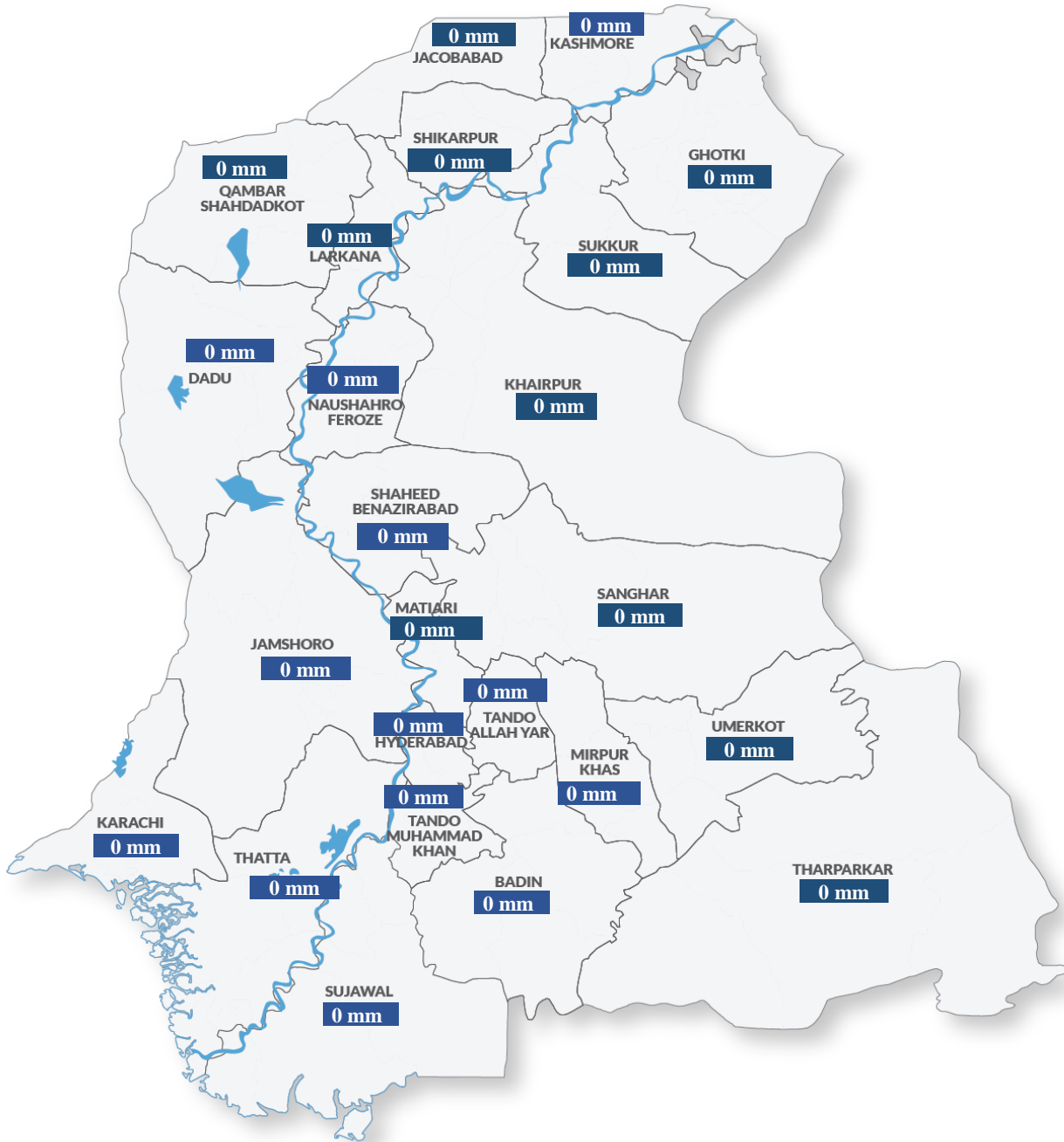
September 5, 2022

Period Covered: 22:00 hrs. 20-06-2022 to 04-09-2022 22:00 hrs.

DAILY SITUATION REPORT

Weather Situation Overview

Rainfall in Average (last 24 hrs.)



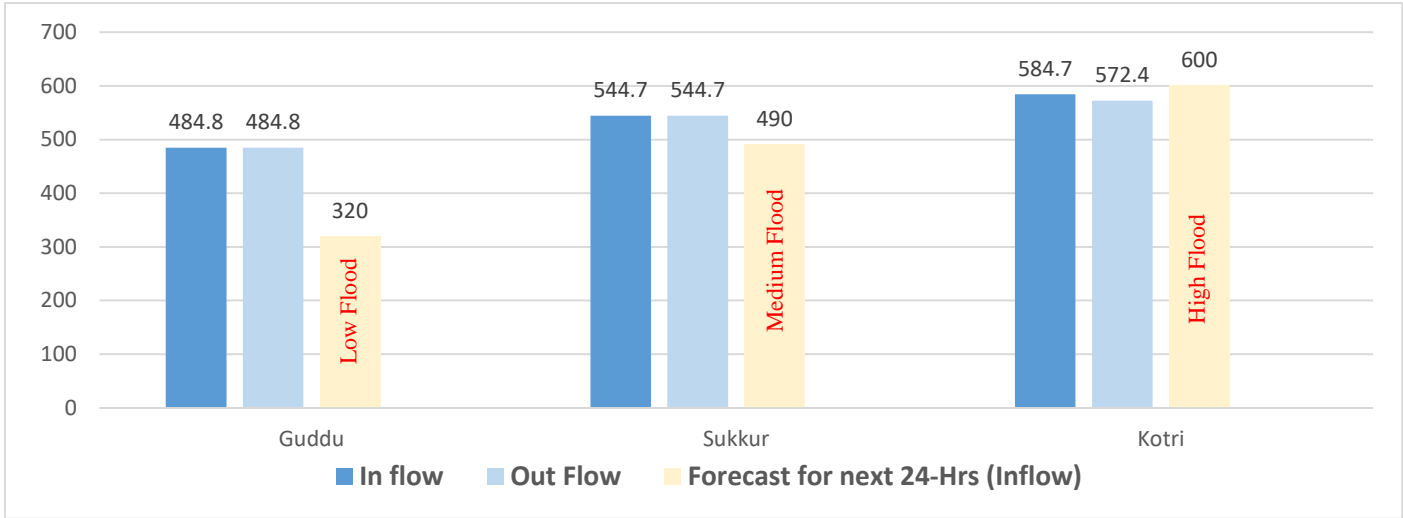
Source: CM Portal

Weather Forecast

- Nothing to Report (NTR)

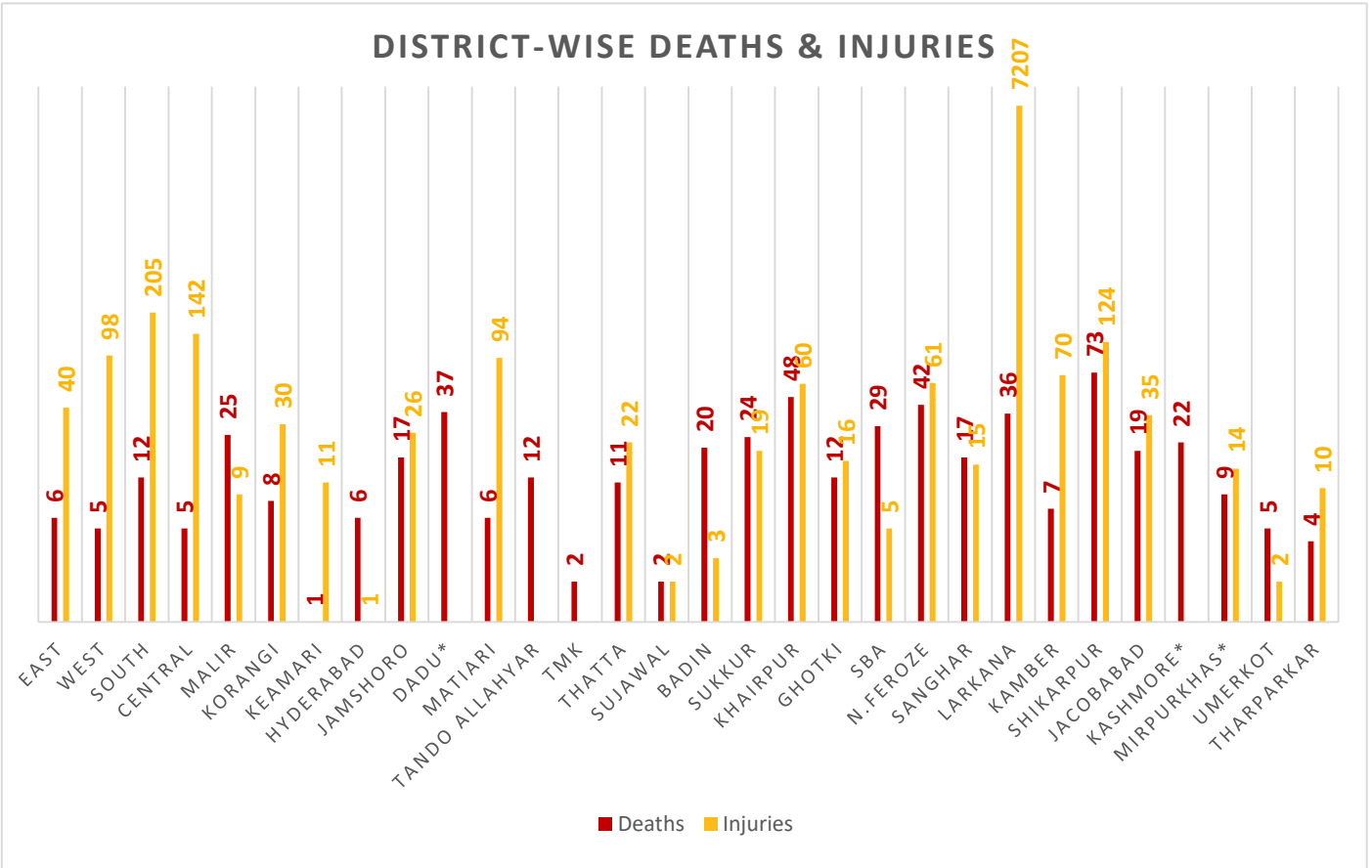


River Indus Discharge (in Thousands of Cusecs)



Source: Pakistan Meteorological Department - Flood Forecasting Division (FFD) – Bulletin No. B-082/22 Dated: 4th September, 2022 11:00 hours (PST)

Summary of Losses

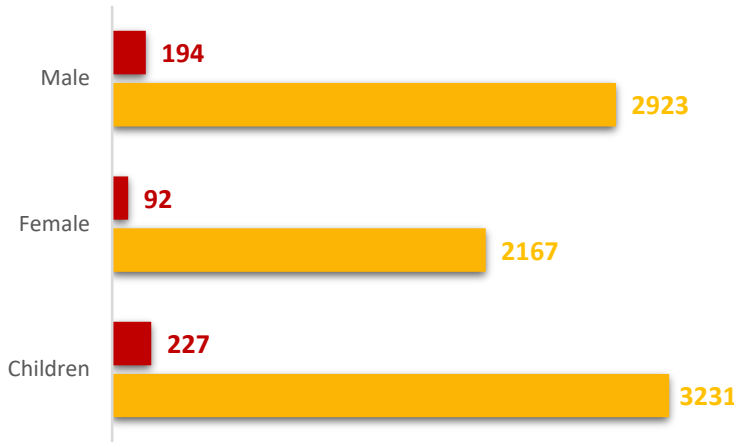


Death Data Source: Concerned Deputy Commissioners.

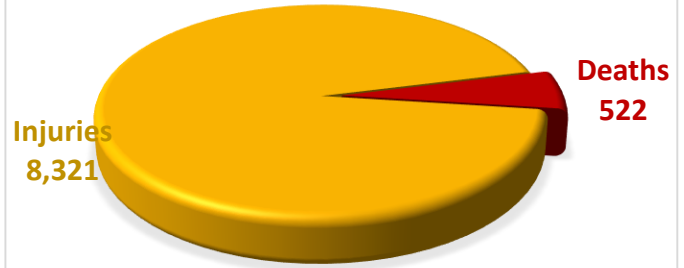
Injury Data Source: Directorate General Health Services, Hyderabad.

Note: 7,907 additional injuries have been reported by the Deputy Commissioners of Hyderabad, Dadu, Tando Allahyar, TMK, SBA, Sanghar, Larkana, Kamber Shahdadkot, Jacobabad, Shikarpur & Umerkot.

GENDER-WISE DISTRIBUTION



SUMMARY

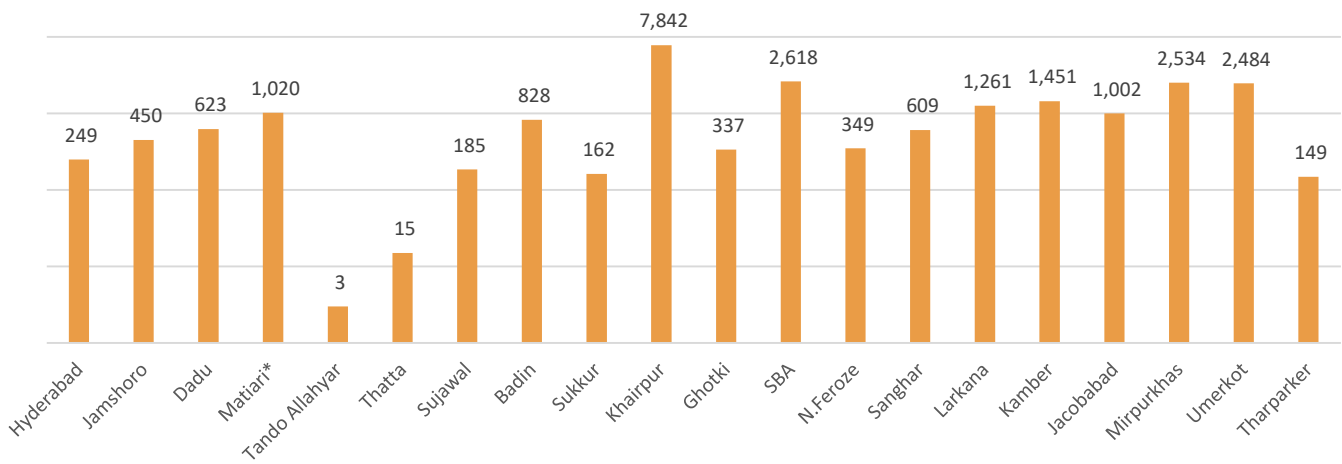


Note:
- Deputy Commissioner Ghotki has reported 09 deaths, however, gender wise distribution of the deaths will be reflected in the grand total when received

Last 24 Hours (Already Included in Total):

Division	District	Deaths				Remarks
		M	F	C	T	
Hyderabad	Dadu	1	0	0	1	Deputy Commissioner Dadu has reported that 1 male died.
Larkana	Kashmore	0	2	6	8	Deputy Commissioner Kashmore has reported that 02 Females and 06 children died.
Mirpurkhas	Mirpurkhas	0	0	2	2	Deputy Commissioner Mirpurkhas has reported that 2 children died.
Total		1	2	8	11	-

DISTRICT-WISE LIVESTOCK LOSS



Total Livestock Perished: 24,171

Last 24 Hours (Already Included in Total): 27

Source: Concerned Deputy Commissioners.

Note:

- **80,284 losses have been reported by Livestock Department.**

Emergency No:

1736



Plot No. 26-C, Main Khayaban-e-Jami,
DHA Phase-VII, Karachi.



021-99332742
021-35381810



021-99332007

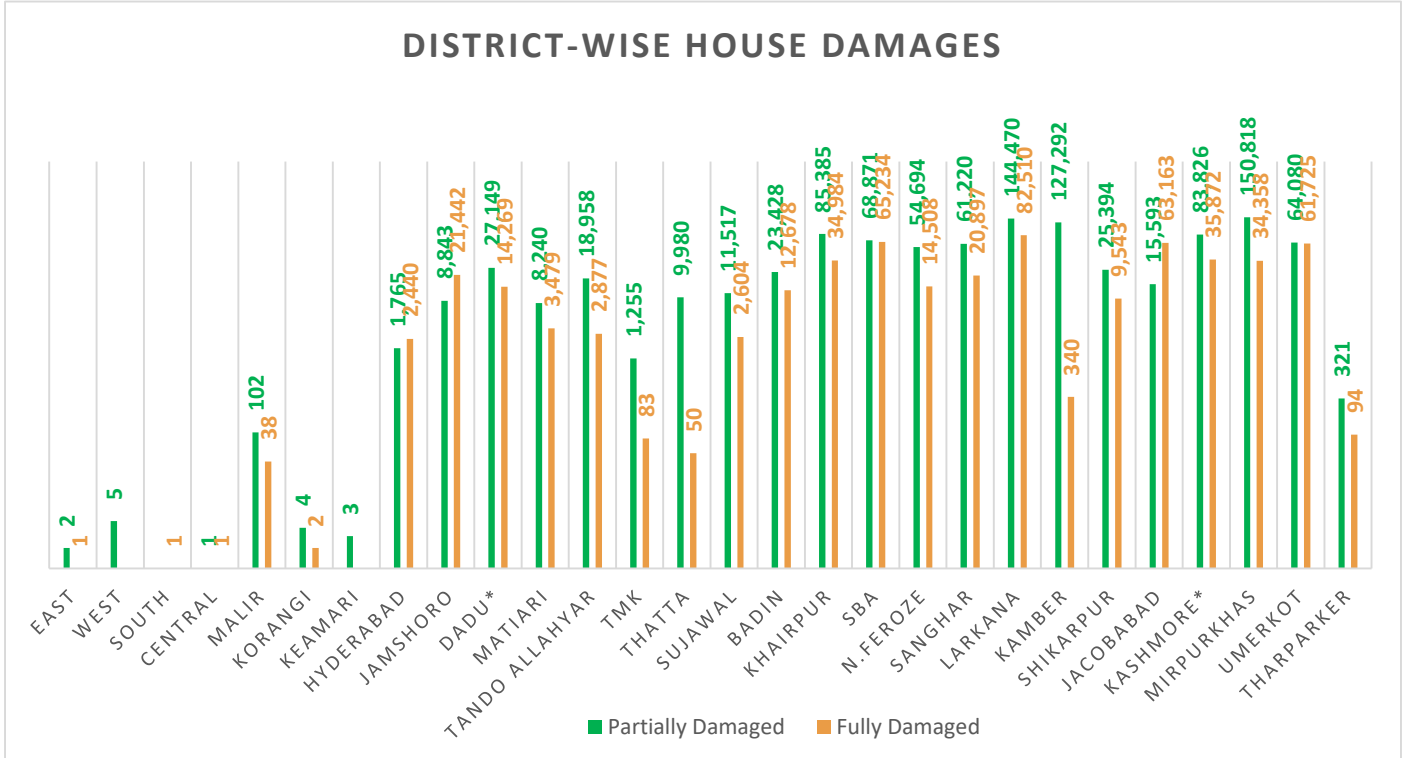


0335-5557362



www.pdma.gos.pk

Summary of Infrastructure & Private Property Damage

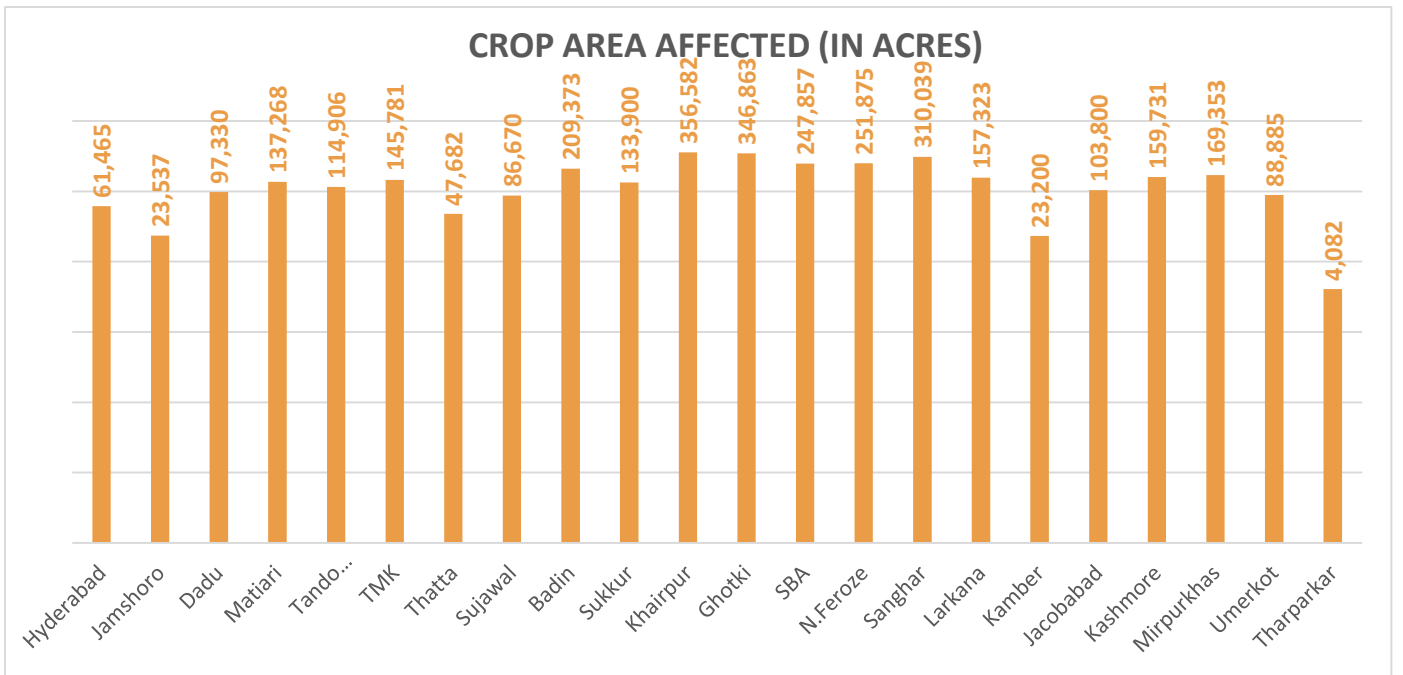


Total House Damage: Partially – 993,216 Fully – 483,193
Last 24 Hours (Already Included in Total): Partially – 2,978 Fully – 1,979
 -Deputy Commissioner Sukkur and Ghotki has reported 29,299 houses damaged.
 -House Damages (Grand Total- Last 24 hours): 4,957

Source: Concerned Deputy Commissioners.

Note:

- 80% of houses were partially damaged in District Larkana.



Total Crop Area Damaged: 3,277,502
Last 24 Hours (Already Included in Total): 0

Source: Relief Department Sindh



**PROVINCIAL DISASTER MANAGEMENT AUTHORITY
REHABILITATION DEPARTMENT
GOVERNMENT OF SINDH**



Note:

- 90% of crop area was affected in District Larkana.

Division	District	No. of UC's Affected	No. of Roads	Road (km)	Bridge	Shop	Hotel	Masjid
Karachi	East	-	20	15	-	-	-	-
	West	-	15	16	-	-	-	-
	South	-	-	-	-	-	-	-
	Central	-	-	-	-	3	-	-
	Malir	14	40	62	4	7	1	1
	Korangi	5	16	25	-	-	-	-
	Keamari	32	32	110	-	-	-	-
Sub Total		51	123	228	4	10	1	1
Hyderabad	Hyderabad	160	20	80	1	-	-	-
	Jamshoro	28	-	180	0	-	-	-
	Dadu	66	56	104	5	-	-	-
	Matiari	30	-	-	-	-	-	-
	Tando Allahyar	28	-	-	-	-	-	-
	TMK	7	-	133	-	-	-	-
	Thatta	40	6	57	-	-	-	-
	Sujawal	37	1	250	11	-	-	-
	Badin	68	18	40	3	5	2	3
Sub Total		464	101	844	20	5	2	3
Sukkur	Sukkur	49	-	-	-	11	-	-
	Khairpur	88	256	1,002	18	13	-	3
	Ghotki	66	-	-	-	-	-	-
Sub Total		203	256	1002	18	24	0	3
SBA	SBA	59	54	184	15	-	-	-
	N.Feroze	68	-	-	-	-	-	-
	Sanghar	73	-	-	-	-	-	-
Sub Total		200	54	184	15	-	-	-
Larkana	Larkana	69	0	0	-	-	-	-
	Kamber-Shahdadkot	52	12	96	6	-	-	-
	Shikarpur	-	-	-	-	-	-	-
	Jacobabad	44	-	-	-	-	-	-

Emergency No:

1736



Plot No. 26-C, Main Khayaban-e-Jami,
DHA Phase-VII, Karachi.



021-99332742
021-35381810



021-99332007



0335-5557362



www.pdma.gos.pk

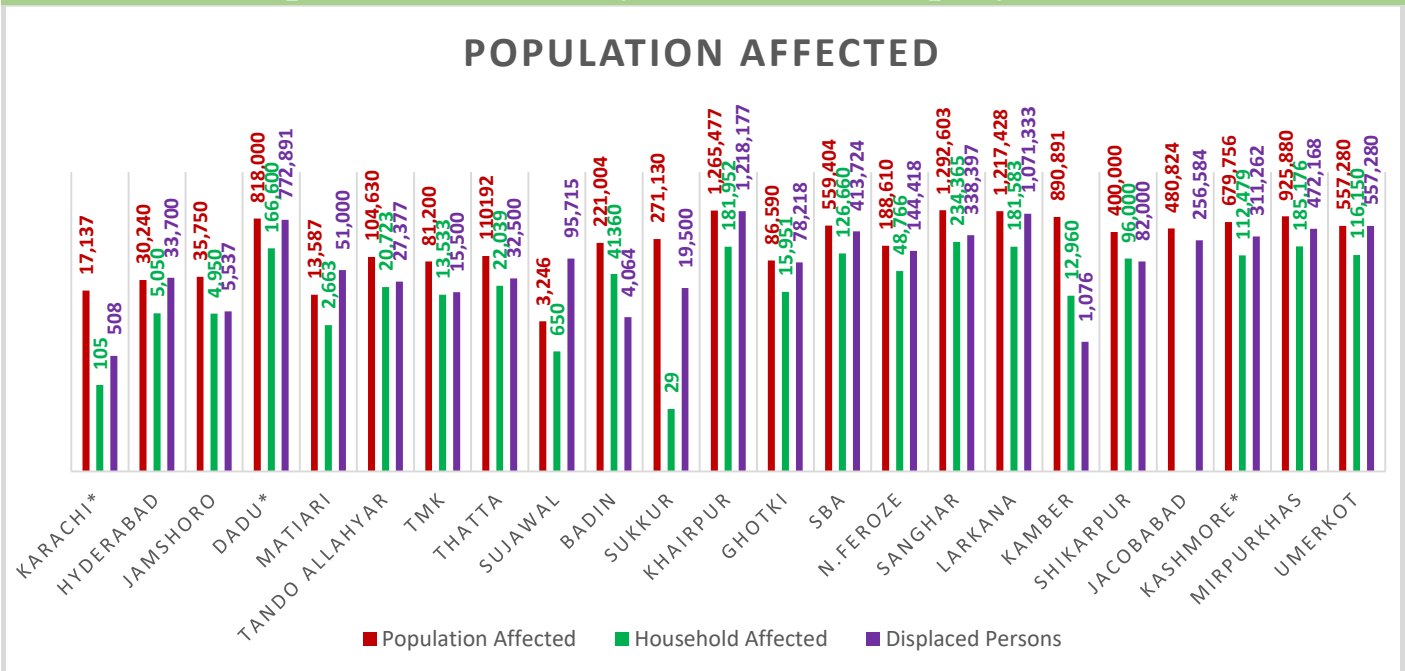
Division	District	No. of UC's Affected	No. of Roads	Road (km)	Bridge	Shop	Hotel	Masjid
	Kashmore	41	-	-	-	-	-	-
Sub Total		206	12	96	6	-	-	-
Mirpurkhas	Mirpurkhas	50	-	-	-	-	-	-
	Umerkot	42	-	146.1	-	-	-	-
	Tharparker	3	59	0.1	-	-	-	-
Sub Total		95	59	146	-	-	-	-
Grand Total		1,219	605	2,500	63	39	3	7

Last 24 Hours:

No. of UC's Affected: NTR

Source of UCs Affected: Relief Department Sindh

Relief Camps Established by DDMAs / Deputy Commissioners



Total Population Affected: 10,252,597
Total Households Affected: 1,593,607
Total Number of Person Displaced: 6,022,244

Last 24 Hours (Already Included in Total):

Population Affected: 1,422
Households Affected: 5



**PROVINCIAL DISASTER MANAGEMENT AUTHORITY
REHABILITATION DEPARTMENT
GOVERNMENT OF SINDH**



Division	District	Relief Camps Established	Persons in Relief Camps (Last 24hrs)			
			M	F	C	T
Karachi	East*	15	-	-	-	6,341
	West*	7	-	-	-	3,705
	Korangi*	2	-	-	-	505
	Malir*	8	-	-	-	4,794
	Central	2	-	-	-	0
	Keamari*	7	-	-	-	783
Sub Total		41	-	-	-	16,128
Hyderabad	Hyderabad	29	-	-	-	6,530
	Jamshoro	15	-	-	-	-
	Dadu*	154	11,060	13,920	20,129	45,109
	Matari	73	-	-	-	7,518
	Tando Allahyar	09	798	845	786	2,429
	Thatta*	12	-	-	-	17,922
	Sujawal	4	-	-	-	-
	Badin	-	1,065	1,365	1,520	3,950
Sub Total		296	12,923	16,130	22,435	83,458
Sukkur	Sukkur	41	-	-	-	12,990
	Khairpur	482	-	-	-	47,300
	Ghotki	45	1,636	1,757	5,978	8,372
Sub Total		568	1,636	1,757	5,978	68,662
SBA	SBA	77	8,825	9,252	11,573	29,650
	N.Feroze	349	12,035	12,253	22,121	46,409
	Sanghar	151	7,730	8,282	17,121	33,133
Sub Total		576	28,590	29,787	50,815	109,192
Larkana	Larkana	290	36,523	48,695	60,877	146,095
	Kamber-Shahdadkot	6	-	-	-	-
	Shikarpur	46	-	-	-	48,736
	Jacobabad	112	-	-	-	29,346
	Kashmore	27	2,270	2,131	3,230	7,631
Sub Total		481	38,793	50,826	64,107	231,808
Mirpurkhas	Mirpurkhas	35	13,578	11,958	8,892	34,428
	Umerkot	33	1,400	1,306	2,624	5,330
Sub Total		68	14,978	13,264	11,516	39,758
Grand Total		2,031	96,920	111,764	154,851	549,006

Last 24 Hours (Already Included in Total):

Relief Camps: 3

Source: Concerned Deputy Commissioners of Sindh.

**Emergency No:
1736**



Plot No. 26-C, Main Khayaban-e-Jami,
DHA Phase-VII, Karachi.



021-99332742
021-35381810



021-99332007



0335-5557362



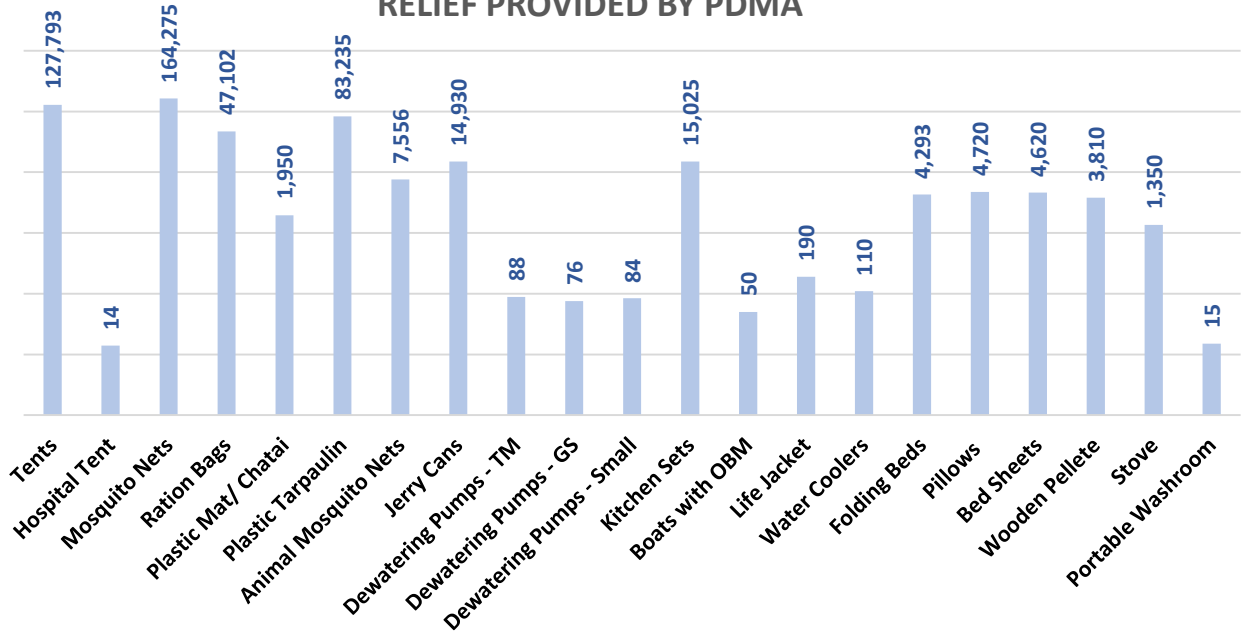
www.pdma.gos.pk

Relief Provided by PDMA/NDMA/District Administration

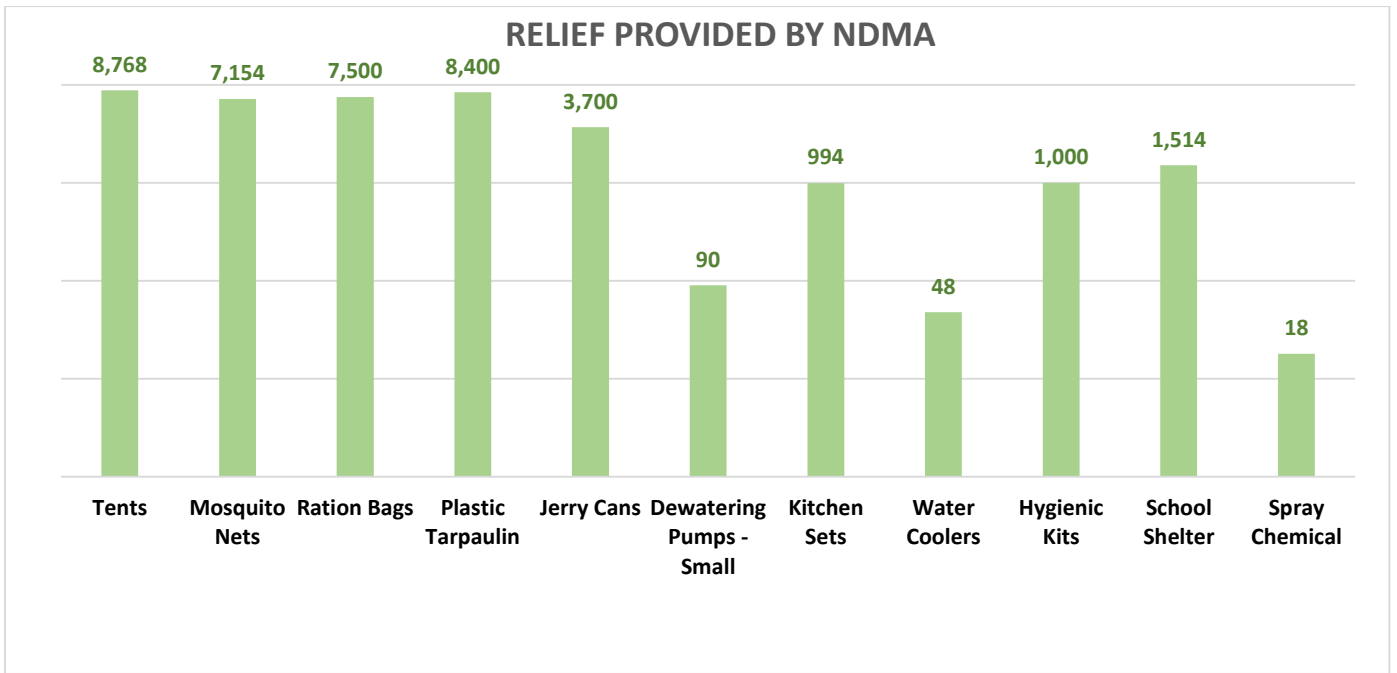
Ration Bags Dispatched (as of 04.09.2022)

Sr#	Districts	NDMA	PDMA	DCs	USC	Total Received
1	Larkana	1000	2000	-	5500	8500
2	Shikarpur	1000	1500	6500	2500	11500
3	Kashmore @ Kandhkot	-	500	5,768	2500	8768
4	Jacobabad	1000	1000	1500	2000	5500
5	KambarShahdadkot	500	7002	750	6500	14752
6	Sukkur	-	-	-	900	900
7	Ghotki	-	2000	-	1000	3000
8	Khairpur	-	1000	-	7,200	8200
9	Mirpurkhas	-	2200	7600	-	9800
10	Umerkot	-	2500	-	-	2500
11	SBA	-	6500	-	-	6500
12	NausheroFeroze	-	550	-	-	550
13	Sanghar	500	2000	3300	-	5800
14	Hyderabad	-	500	-	-	500
15	Badin	500	2000	-	1000	3500
16	Dadu	2000	3050	-	4,000	9050
17	Matiari	-	3000	-	500	3500
18	Sujawal	-	1250	-	-	1250
19	TandoAllahyar	-	2750	-	-	2750
20	Thatta	500	2000	-	-	2500
21	Jamshoro	500	3800	500	3025	7825
	Grand Total	7,500	47,102	25,918	36,625	117,145

RELIEF PROVIDED BY PDMA

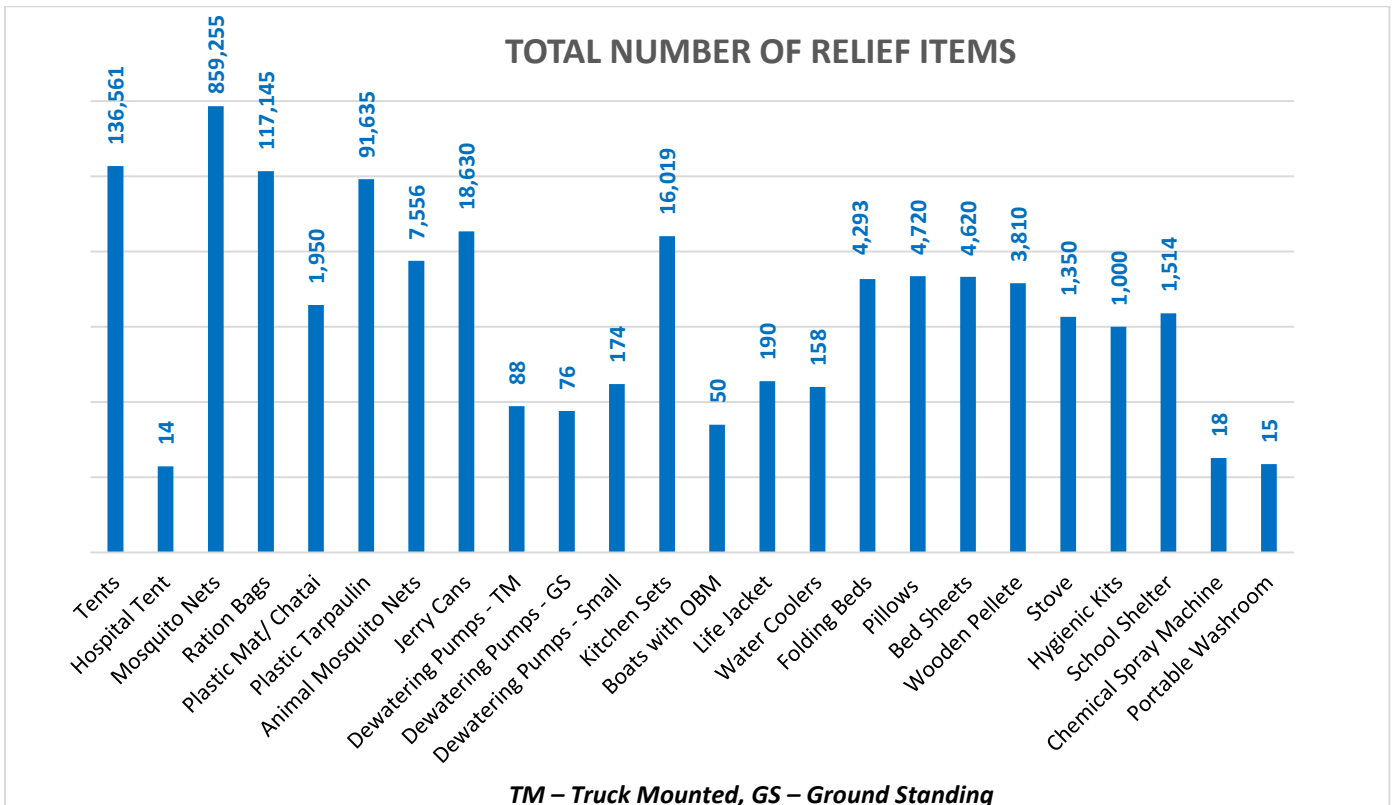


TM – Truck Mounted, GS – Ground Standing



Others:

Organization	Relief
FGRF(INGO)	Cooked Food (Daigs) : 1058
National Institute of Health	Mosquito Nets : 687,826





PROVINCIAL DISASTER MANAGEMENT AUTHORITY
REHABILITATION DEPARTMENT
GOVERNMENT OF SINDH



Last 24 Hours (Already Included in Total):

Item Description	Tents	Mosquito Nets	Tarpaulin Sheets	Ration bag	Jerry Cans	R. O. Plants
Larkana	1,680	-	825	2,000	-	-
Jamshoro	425	-	-	-	-	1
Sujawal	1,500	12,000	-	-	-	-
Shikarpur	501	-	-	1,000	-	-
T. Allahyar	467	-	-	-	-	-
SBA	-	22,000	-	-	-	1
Sanghar	-	15,000	-	-	-	-
Mirpurkhas	-	168,000	-	-	-	-
Tharparkar	-	15,450	-	-	-	-
Umerkot	-	32,960	-	-	1,300	-
Matiari	-	20,000	-	-	-	1
Kamber	-	-	-	3,000	-	-
Sukkur	-	-	-	900	-	-
Khairpur	-	-	-	2,000	-	-
Total	4,573	285,410	825	8,900	1,300	3

Sd/-
(KAZIM RAZA TALPUR)
INCHARGE PEOC
PDMA SINDH

Emergency No:
1736



Plot No. 26-C, Main Khayaban-e-Jami,
DHA Phase-VII, Karachi.



021-99332742
021-35381810



021-99332007



0335-5557362



www.pdma.gos.pk