

No. PDMA (SINDH)/(SITREP)/2022/980

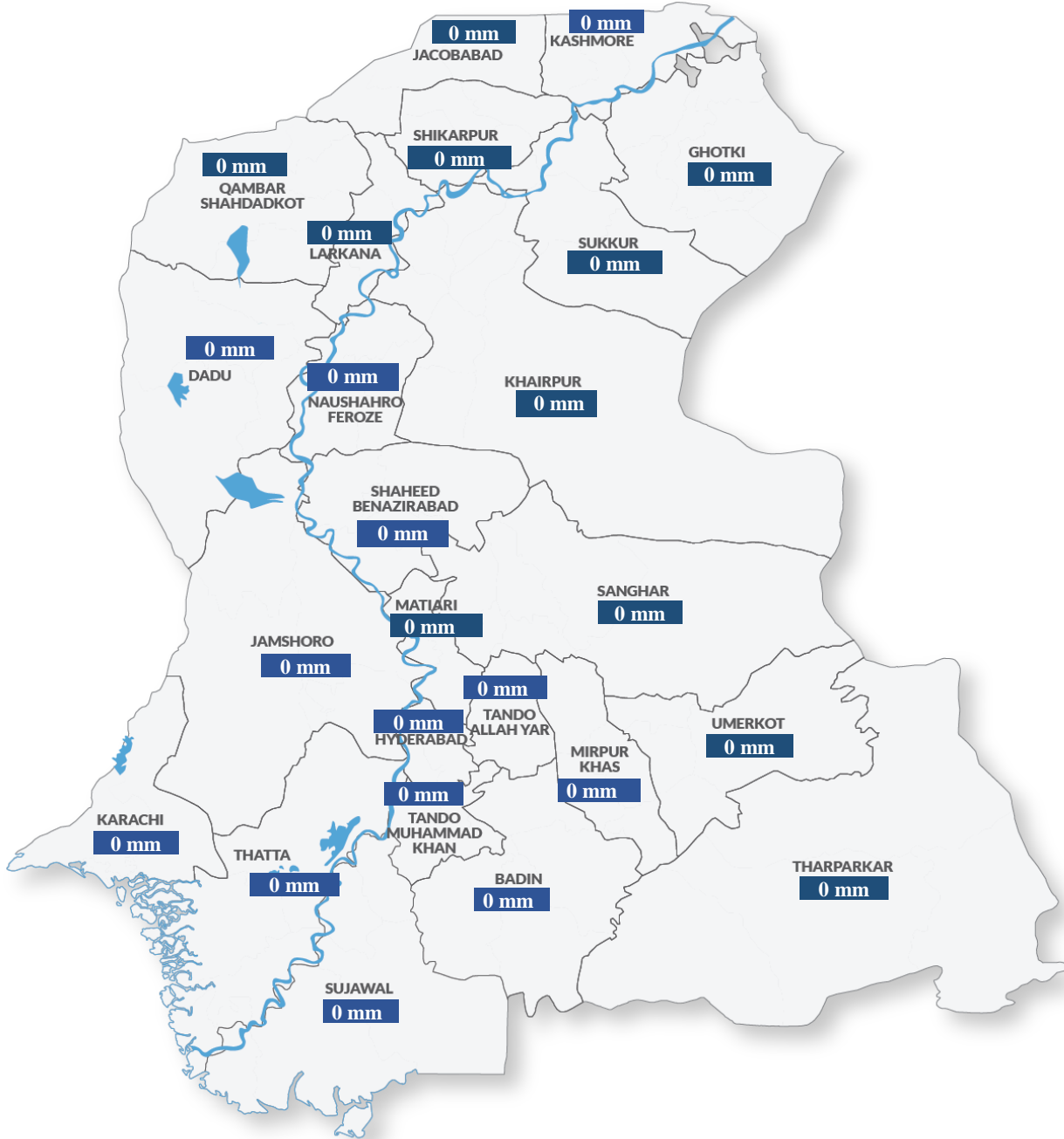
September 6, 2022

Period Covered: 22:00 hrs. 20-06-2022 to 05-09-2022 22:00 hrs.

DAILY SITUATION REPORT

Weather Situation Overview

Rainfall in Average (last 24 hrs.)



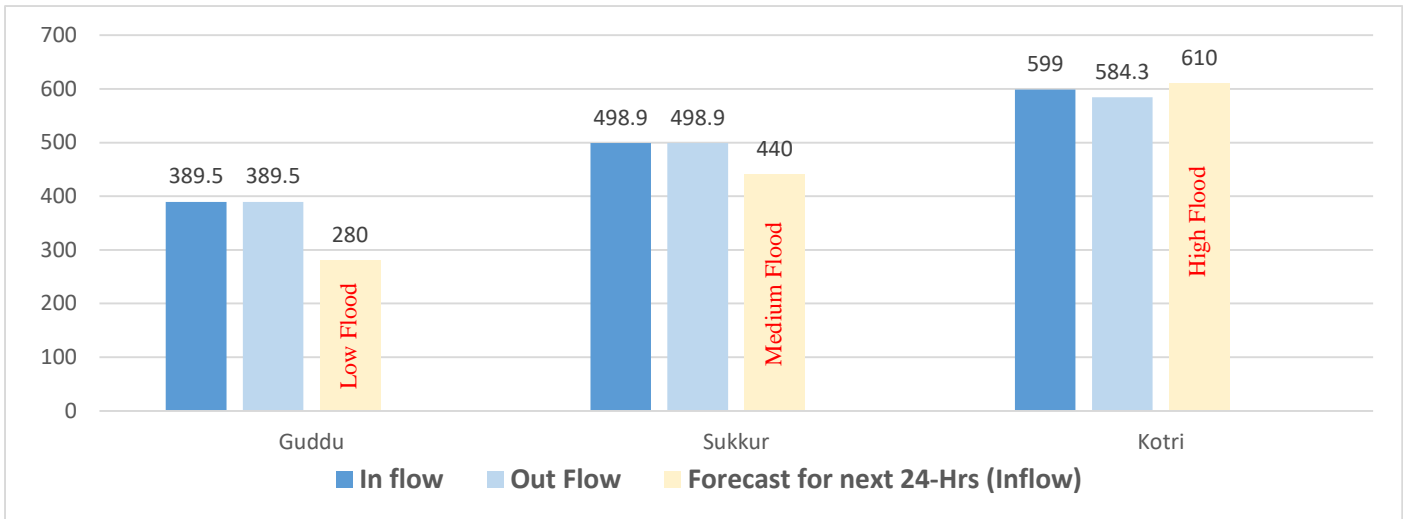
Source: CM Portal

Weather Forecast

- Nothing to Report (NTR)

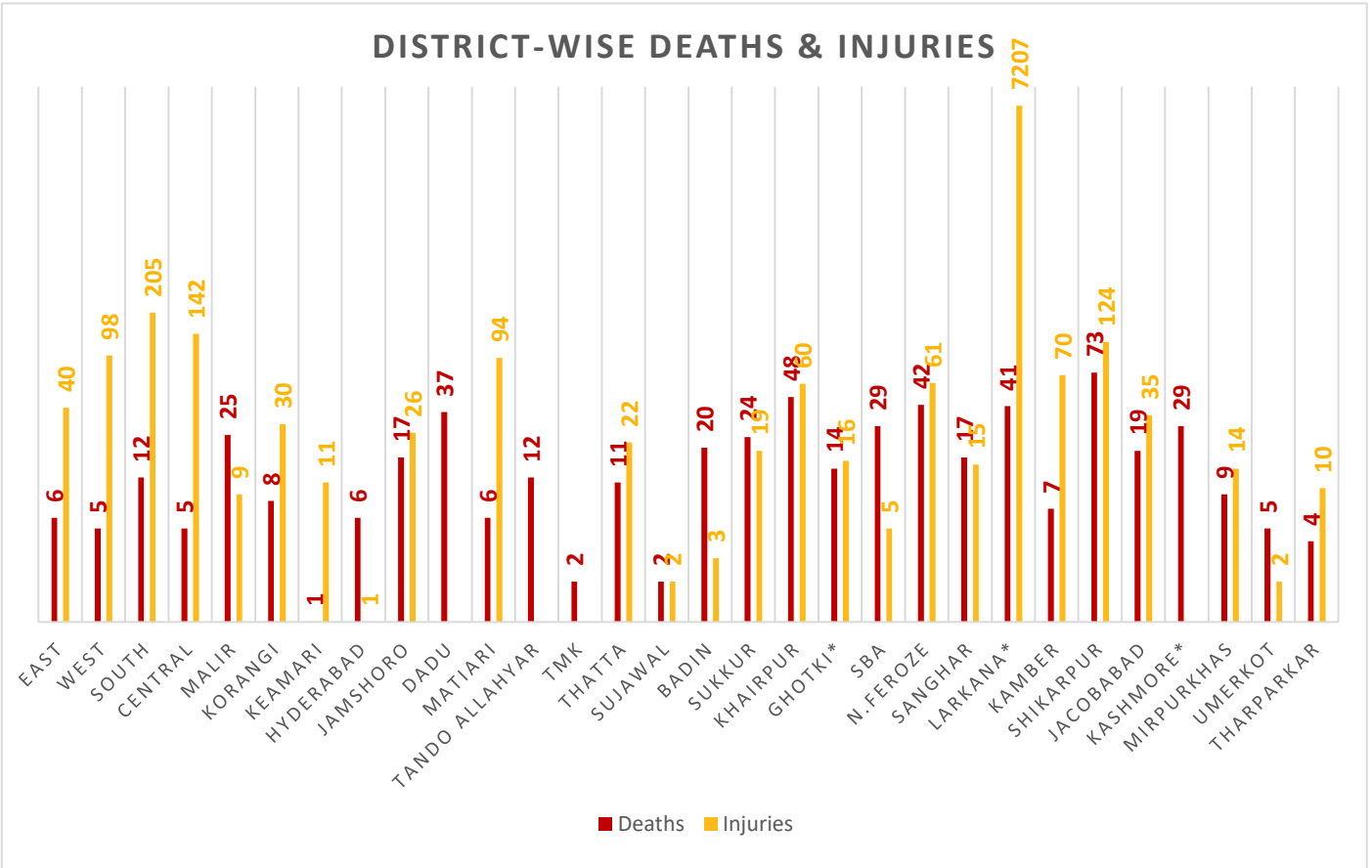


River Indus Discharge (in Thousands of Cusecs)



Source: Pakistan Meteorological Department - Flood Forecasting Division (FFD) – Bulletin No. B-083/22 Dated:05th September, 2022 10:40 hours (PST)

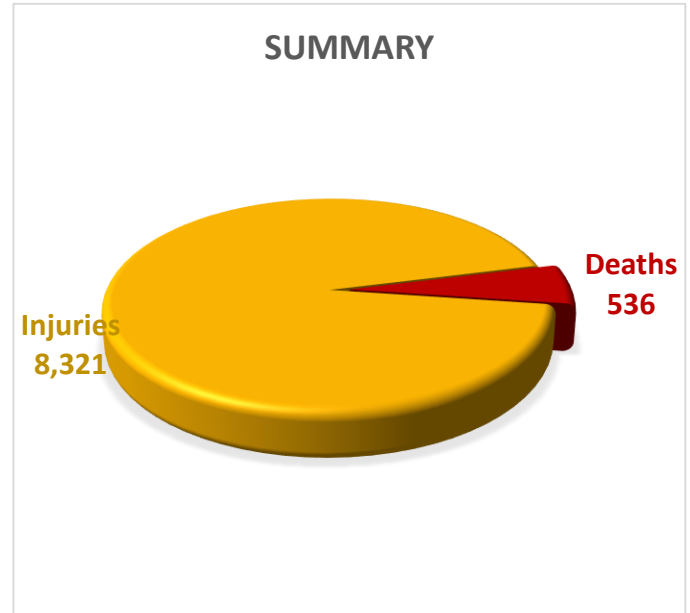
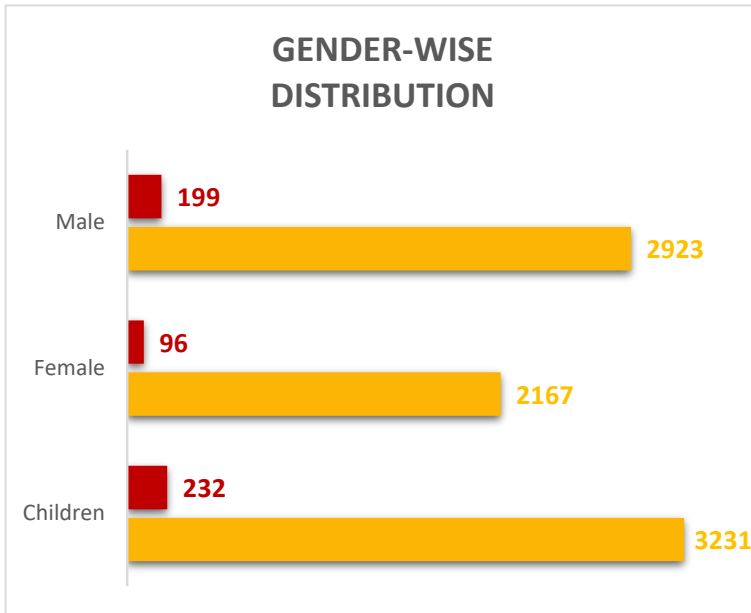
Summary of Losses



Death Data Source: Concerned Deputy Commissioners.

Injury Data Source: Directorate General Health Services, Hyderabad.

Note: 7,907 additional injuries have been reported by the Deputy Commissioners of Hyderabad, Dadu, Tando Allahyar, TMK, SBA, Sanghar, Larkana, Kamber Shahdadkot, Jacobabad, Shikarpur & Umerkot.

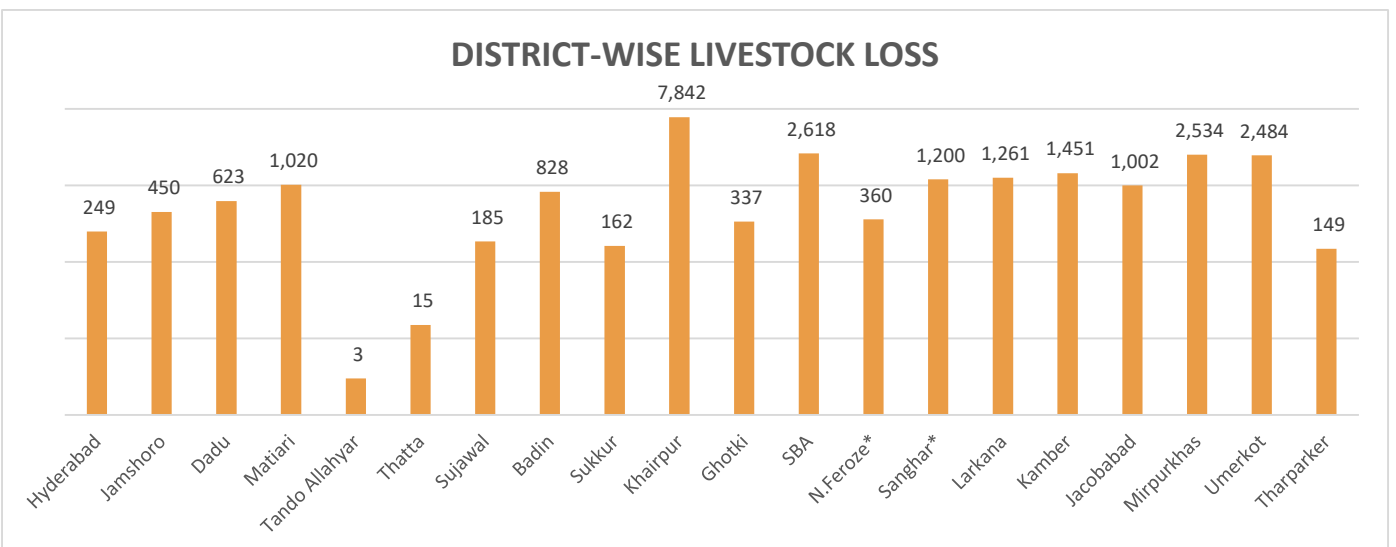


Note:

- Deputy Commissioner Ghotki has reported 09 deaths, however, gender wise distribution of the deaths will be reflected in the grand total when received

Last 24 Hours (Already Included in Total):

Division	District	Deaths				Remarks
		M	F	C	T	
Sukkur	Ghotki	0	0	2	2	Deputy Commissioner Ghotki has reported on CM Sindh Rainfall Portal that 02 children died.
Larkana	Larkana	0	3	2	5	Deputy Commissioner Larkana has reported that 03 females and 02 children died.
	Kashmore	3	1	3	7	Deputy Commissioner Kashmore has reported that 03 males, 01 female and 03 children died.
Total		3	4	7	14	-



Total Livestock Perished: 24,773
Last 24 Hours (Already Included in Total): 602

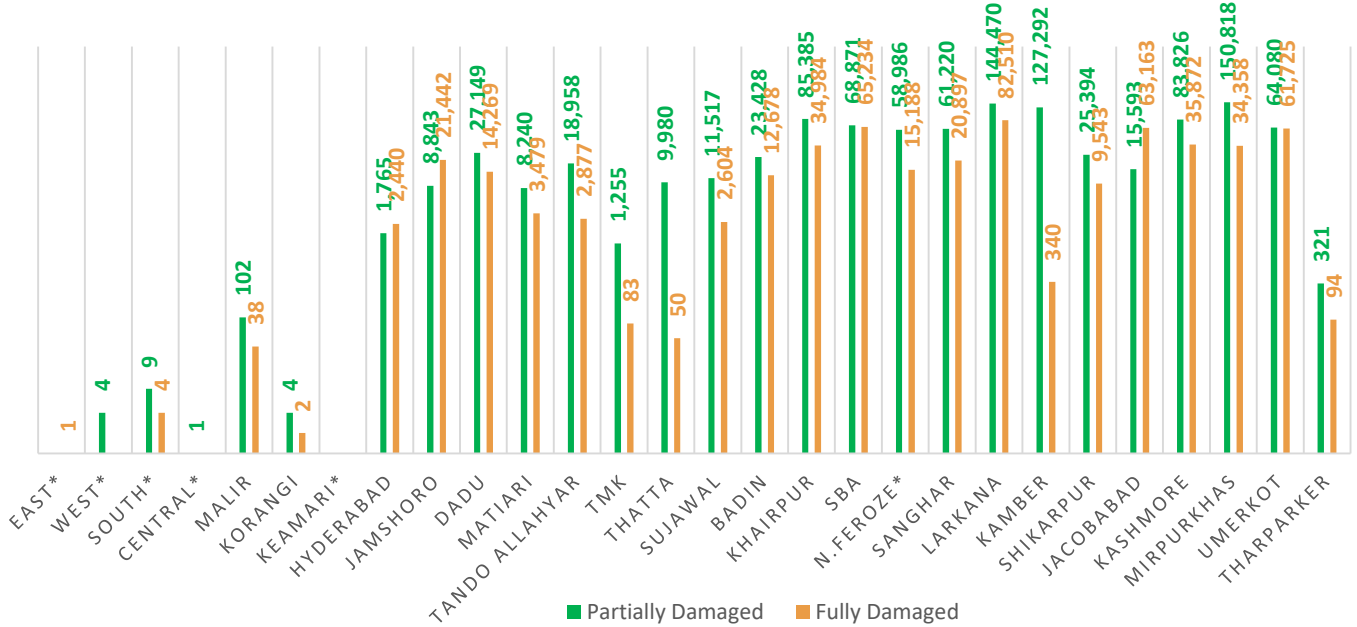
Source: Concerned Deputy Commissioners.

Note:

- 96,049 losses have been reported by Livestock Department.

Summary of Infrastructure & Private Property Damage

DISTRICT-WISE HOUSE DAMAGES



Total House Damage: Partially – 997,511 Fully – 483,875
Last 24 Hours (Already Included in Total): Partially – 4,295 Fully – 682

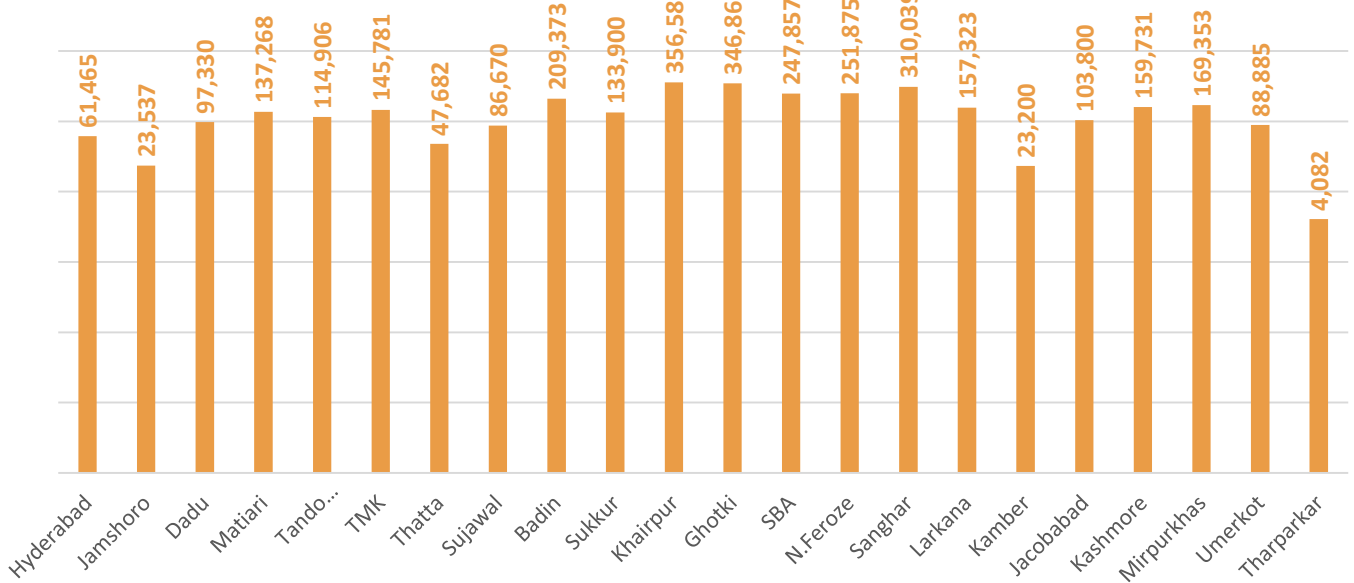
-Deputy Commissioner Sukkur and Ghotki has reported 29,299 houses damaged.
 -House Damages (Grand Total- Last 24 hours): 4,977

Source: Concerned Deputy Commissioners.

Note:

- 80% of houses were partially damaged in District Larkana.

CROP AREA AFFECTED (IN ACRES)



Total Crop Area Damaged: 3,277,502
Last 24 Hours (Already Included in Total): 0

Source: Relief Department Sindh

Note:

- 90% of crop area was affected in District Larkana.

Division	District	No. of UC's Affected	No. of Roads	Road (km)	Bridge	Shop	Hotel	Masjid
Karachi	East*	-	22	49	-	-	-	-
	West*	-	15	15	-	-	-	-
	South*	18	50	70	-	1	-	-
	Central	-	-	-	-	3	-	-
	Malir	14	40	62	4	7	-	-
	Korangi*	2	7	0	-	-	-	-
	Keamari	32	32	110	-	-	-	-
Sub Total		66	166	306	4	11	-	-
Hyderabad	Hyderabad	160	20	80	1	-	-	-
	Jamshoro	28	-	180	0	-	-	-
	Dadu	66	56	104	5	-	-	-
	Matitari*	30	32	-	-	-	-	-
	Tando Allahyar	28	-	-	-	-	-	-
	TMK	7	-	133	-	-	-	-
	Thatta	40	6	57	-	-	-	-
	Sujawal	37	1	250	11	-	-	-
	Badin	68	18	40	3	5	2	3
Sub Total		464	133	844	20	5	2	3
Sukkur	Sukkur	49	-	-	-	11	-	-
	Khairpur	88	256	1,002	18	13	-	3
	Ghotki	66	-	-	-	-	-	-
Sub Total		203	256	1002	18	24	0	3
SBA	SBA	59	54	184	15	-	-	-
	N.Feroze	68	-	-	-	-	-	-
	Sanghar	73	-	-	-	-	-	-
Sub Total		200	54	184	15	-	-	-
Larkana	Larkana*	68	0	0	-	-	-	-
	Kamber-Shahdadkot	52	12	96	6	-	-	-
	Shikarpur	-	-	-	-	-	-	-
	Jacobabad	44	-	-	-	-	-	-

Division	District	No. of UC's Affected	No. of Roads	Road (km)	Bridge	Shop	Hotel	Masjid
	Kashmore	41	-	-	-	-	-	-
Sub Total		205	12	96	6	-	-	-
Mirpurkhas	Mirpurkhas	50	-	-	-	-	-	-
	Umerkot	42	-	146	-	-	-	-
	Tharparker	3	59	0.1	-	-	-	-
Sub Total		95	59	146	-	-	-	-
Grand Total		1,233	680	2,578	63	40	2	6

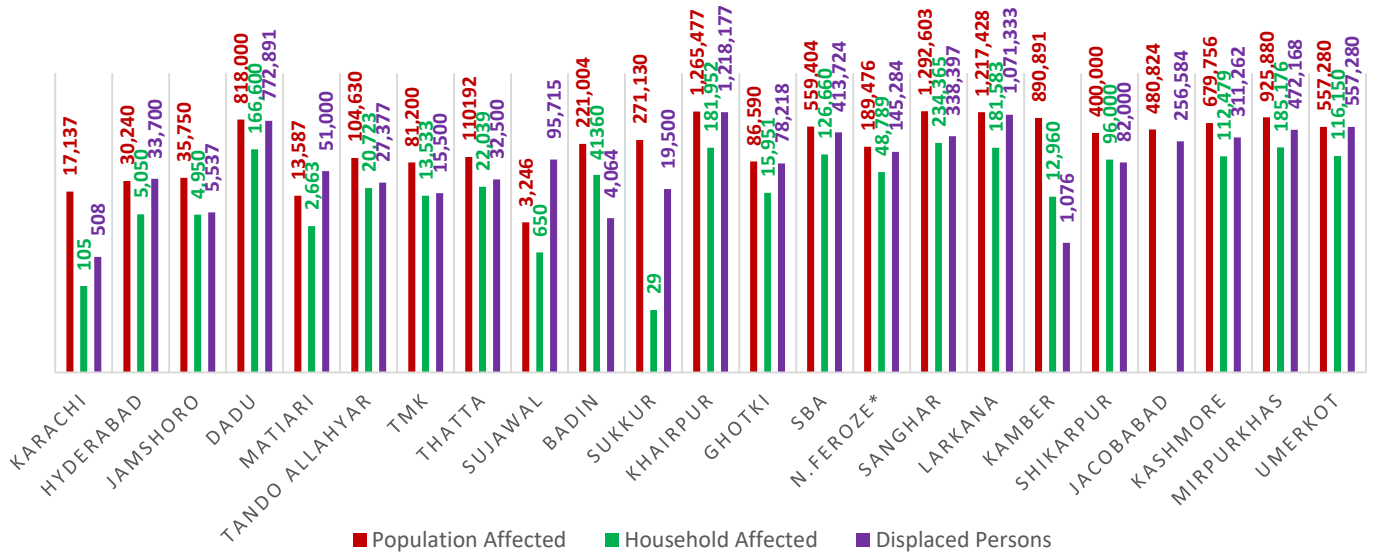
Last 24 Hours:

No. of UC's Affected: 14

Source of UCs Affected: Relief Department Sindh

Relief Camps Established by DDMAs / Deputy Commissioners

POPULATION AFFECTED



Total Population Affected: 10,253,463

Total Households Affected: 1,593,630

Total Number of Person Displaced: 6,023,110

Last 24 Hours (Already Included in Total):

Population Affected: 866

Households Affected: 23





**PROVINCIAL DISASTER MANAGEMENT AUTHORITY
REHABILITATION DEPARTMENT
GOVERNMENT OF SINDH**



Division	District	Relief Camps Established	Persons in Relief Camps (Last 24hrs)			
			M	F	C	T
Karachi	East	15	-	-	-	6,341
	West	7	-	-	-	3,705
	Korangi	2	-	-	-	505
	Malir	8	-	-	-	4,794
	Central	2	-	-	-	0
	Keamari	7	-	-	-	783
Sub Total		41	-	-	-	16,128
Hyderabad	Hyderabad	29	-	-	-	6,530
	Jamshoro	15	-	-	-	-
	Dadu	154	11,060	13,920	20,129	45,109
	Matari	73	-	-	-	7,518
	Tando Allahyar	09	798	845	786	2,429
	Thatta	12	-	-	-	17,922
	Sujawal	4	-	-	-	-
	Badin	-	1,065	1,365	1,520	3,950
Sub Total		296	12,923	16,130	22,435	83,458
Sukkur	Sukkur	41	-	-	-	12,990
	Khairpur	482	-	-	-	47,300
	Ghotki	45	1,636	1,757	5,978	8,372
Sub Total		568	1,636	1,757	5,978	68,662
SBA	SBA	77	8,825	9,252	11,573	29,650
	N.Feroze	349	12,035	12,253	22,121	46,409
	Sanghar	151	7,730	8,282	17,121	33,133
Sub Total		577	28,590	29,787	50,815	109,192
Larkana	Larkana	290	36,523	48,695	60,877	146,095
	Kamber-Shahdadt	6	-	-	-	-
	Shikarpur	46	-	-	-	48,736
	Jacobabad	112	-	-	-	29,346
	Kashmore	27	2,270	2,131	3,230	7,631
Sub Total		481	38,793	50,826	64,107	231,808
Mirpurkhas	Mirpurkhas	35	13,578	11,958	8,892	34,428
	Umerkot*	33	776	614	788	2,178
Sub Total		68	14,354	12,572	9,680	36,606
Grand Total		2,031	96,296	111,072	153,015	545,854

Last 24 Hours (Already Included in Total):

Relief Camps: 0

Source: Concerned Deputy Commissioners of Sindh.

**Emergency No:
1736**



Plot No. 26-C, Main Khayaban-e-Jami,
DHA Phase-VII, Karachi.



021-99332742
021-35381810



021-99332007



0335-5557362

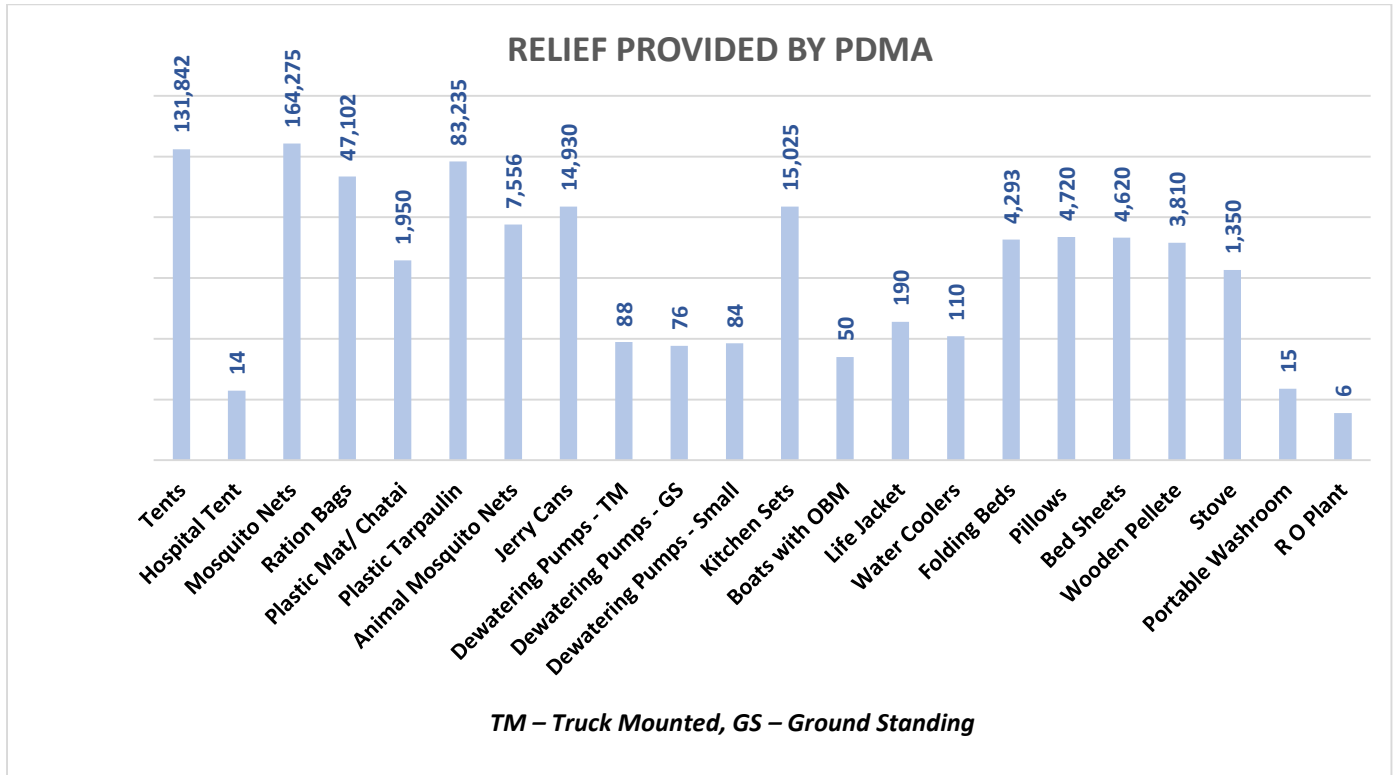


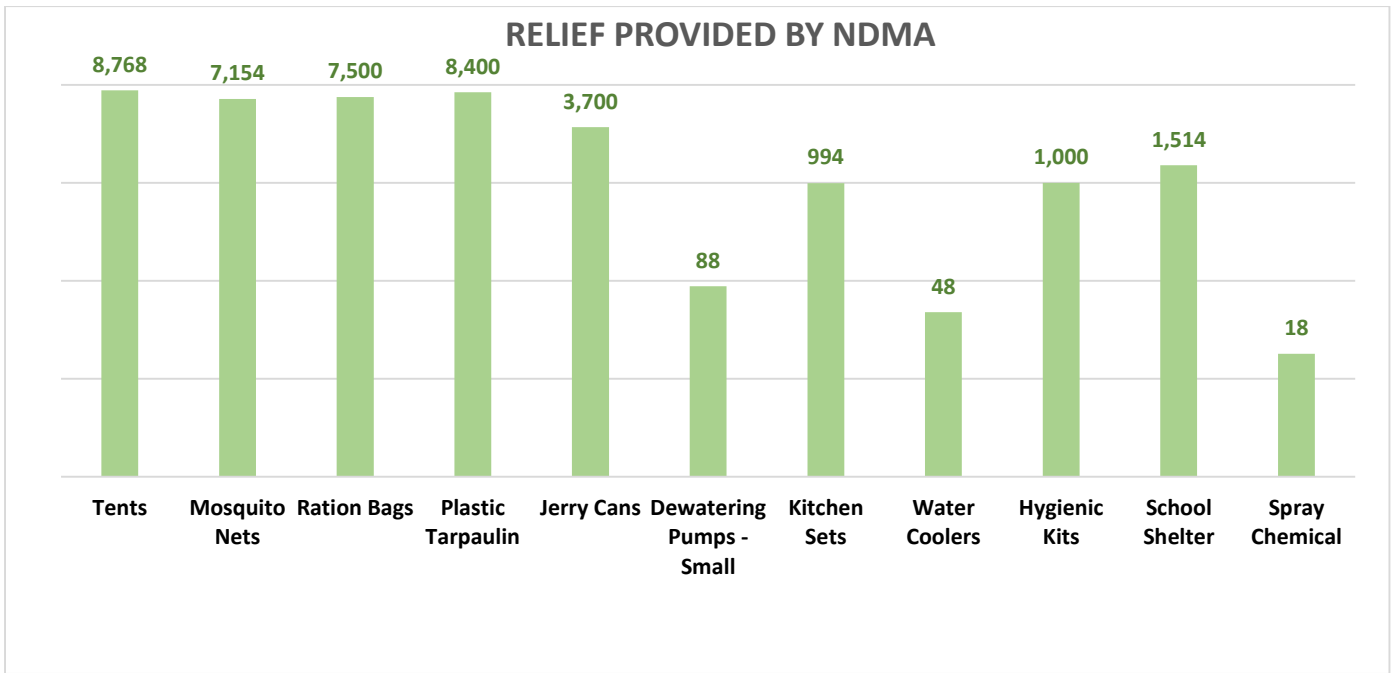
www.pdma.gos.pk

Relief Provided by PDMA/NDMA/District Administration

Ration Bags Dispatched (as of 05.09.2022)

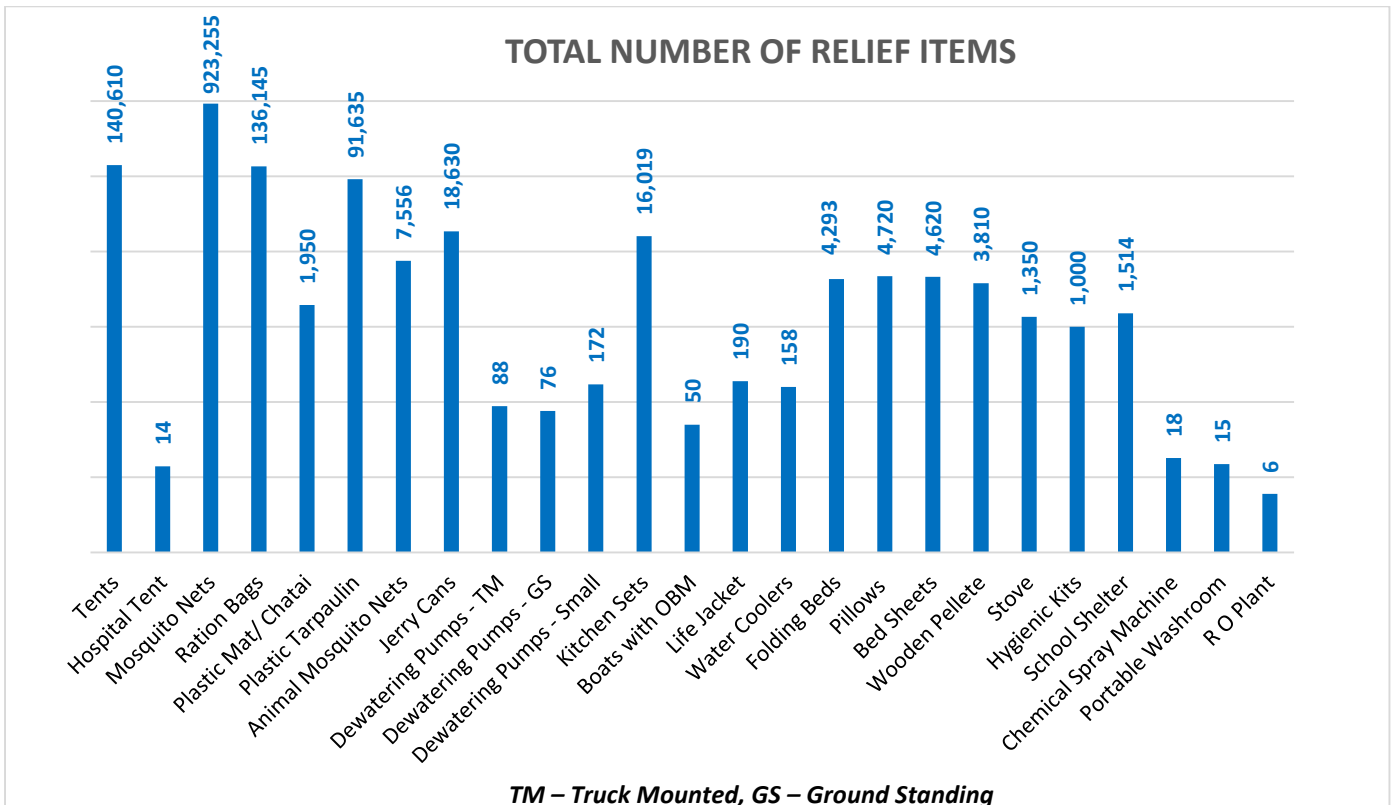
Sr#	Districts	NDMA	PDMA	DCs	USC	Chase	Total Received
1	Larkana	1,000	2,000	-	5,500	-	8,500
2	Shikarpur	1,000	1,500	6,500	2,500	-	11,500
3	Kashmore @ KandhKot	-	500	5,768	2,500	-	8,768
4	Jacobabad	1,000	1,000	1,500	4,000	-	7,500
5	KambarShahdaddock	500	7,002	750	6,500	-	14,752
6	Sukkur	-	-	-	900	-	900
7	Ghotki	-	2,000	-	3,000	-	5,000
8	Khairpur	-	1,000	-	7,200	-	8,200
9	Mirpurkhas	-	2,200	7,600	1,500	-	11,300
10	Umerkot	-	2,500	-	-	-	2,500
11	SBA	-	6,500	-	-	-	6,500
12	NausheroFeroze	-	550	-	1,000	-	1,550
13	Sanghar	500	2,000	3,300	1,500	-	7,300
14	Hyderabad	-	500	-	-	-	500
15	Badin	500	2,000	-	1,000	-	3,500
16	Dadu	2,000	3,050	-	4,500	-	9,550
17	Matiari	-	3,000	-	5,500	-	8,500
18	Sujawal	-	1,250	-	-	-	1,250
19	TandoAllahyar	-	2,750	-	1,500	-	4,250
20	TMK	-	-	-	1,500	-	1,500
21	Thatta	500	2,000	-	-	-	2,500
22	Jamshoro	500	3,800	500	3,525	2,000	10,325
	Grand Total	7,500	47,102	25,918	53,625	2,000	136,145





Others:

Organization	Relief
FGRF(INGO)	Cooked Food (Daigs) : 1058
National Institute of Health	Mosquito Nets : 751,826





Last 24 Hours (Already Included in Total):

Item Description	Tents	Mosquito Nets	Ration Bags	R. O. Plants
Jacobabad	1,200		2,000	
Jamshoro	1,000		2,500	1
Matiari	500	20,000	5,000	
Shikarpur	599			
TMK	500		1,500	
Dadu	250		500	
N.Feroze		24,000	1,000	
Ghotki		20,000	2,000	
Mirpurkhas			1,500	
Sanghar			1,500	1
T.Allahyar			1,500	
Total	4,049	64,000	19,000	2

Sd/-
(KAZIM RAZA TALPUR)
INCHARGE PEOC
PDMA SINDH

