

No. PDMA (SINDH)/(SITREP)/2022/989

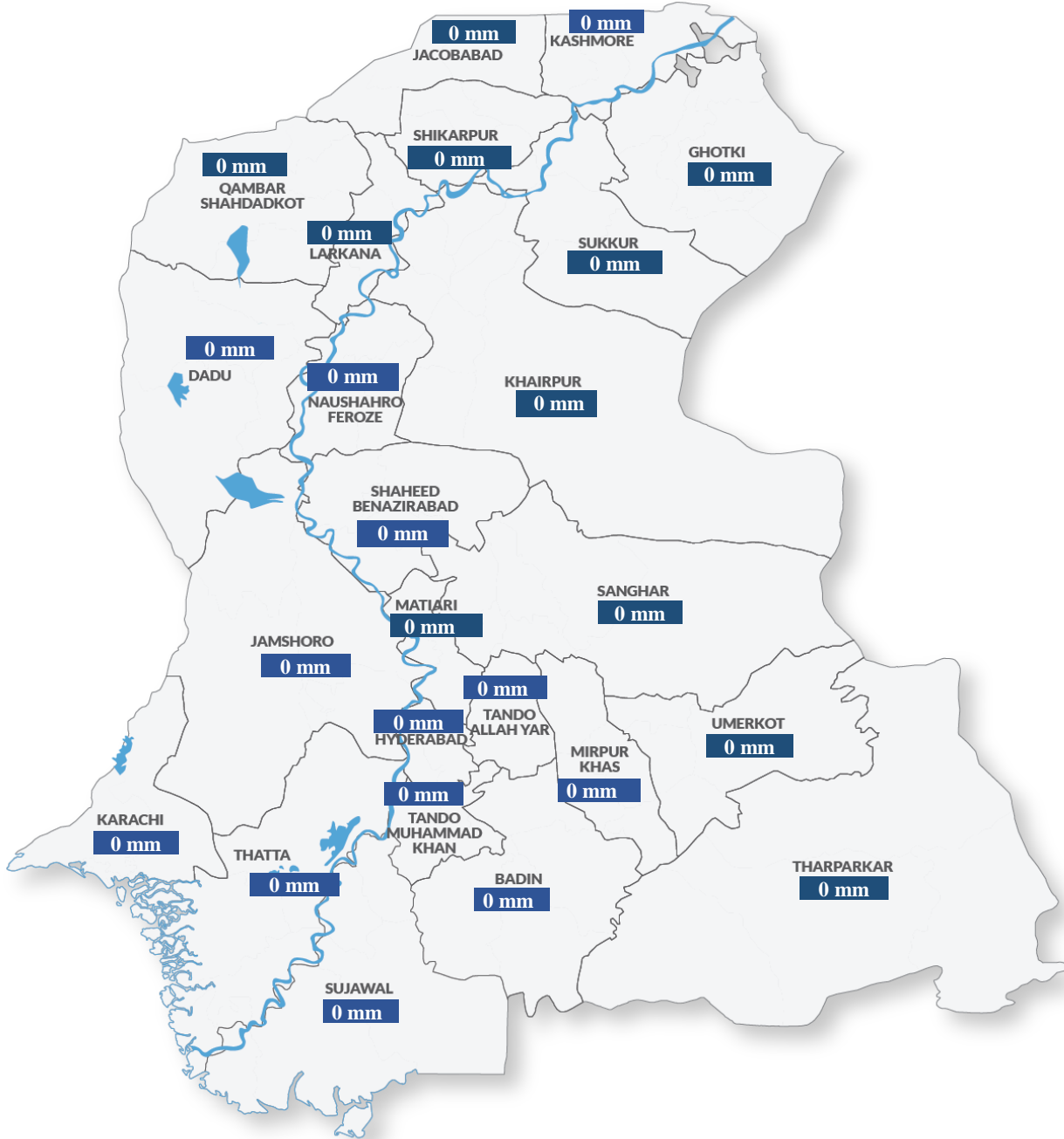
September 7, 2022

Period Covered: 22:00 hrs. 20-06-2022 to 06-09-2022 22:00 hrs.

## DAILY SITUATION REPORT

### Weather Situation Overview

Rainfall in Average (last 24 hrs.)



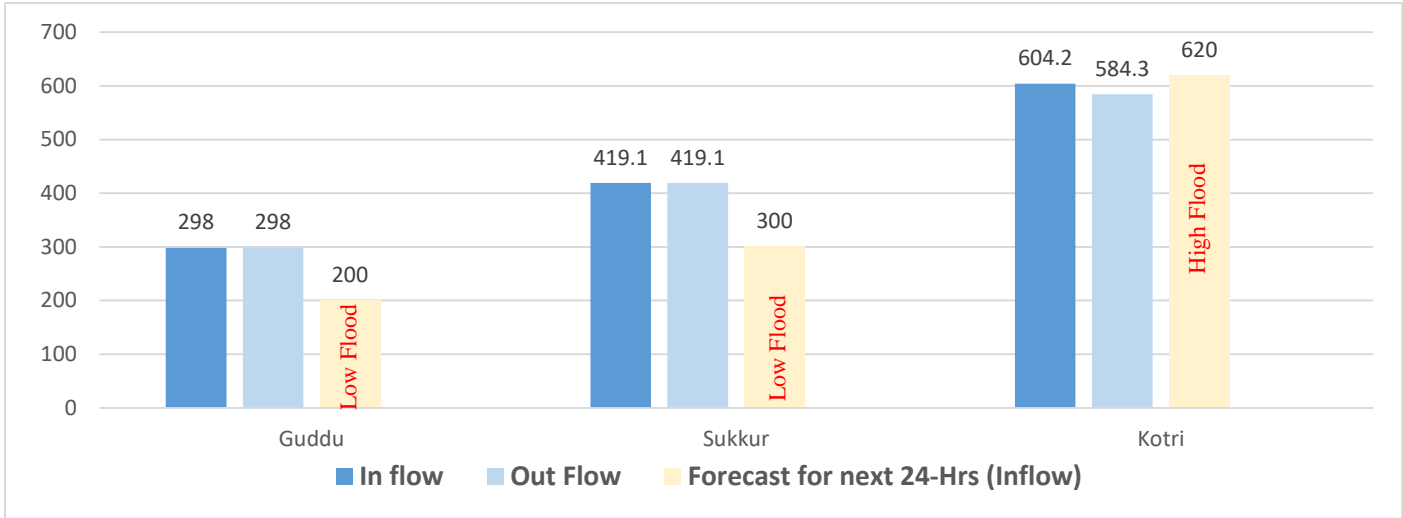
Source: CM Portal

### Weather Forecast

- Nothing to Report (NTR)

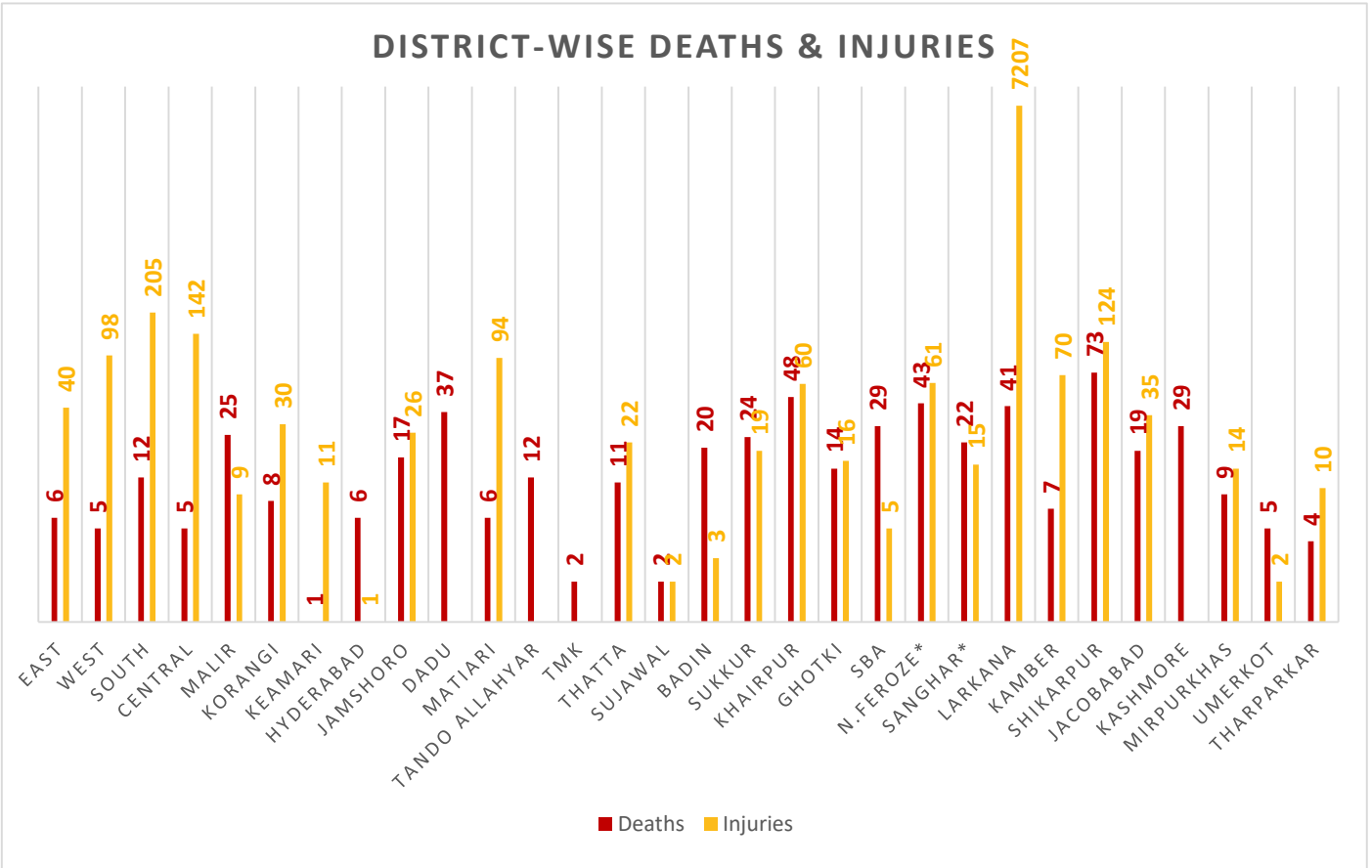


## River Indus Discharge (in Thousands of Cusecs)



**Source:** Pakistan Meteorological Department - Flood Forecasting Division (FFD) – Bulletin No. B-084/22 Dated:06<sup>th</sup> September, 2022 10:40 hours (PST)

## Summary of Losses




**Death Data Source:** Concerned Deputy Commissioners.

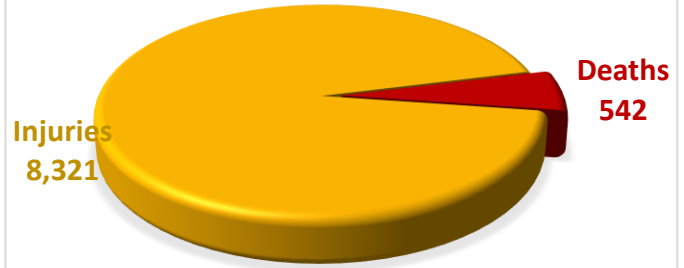
**Injury Data Source:** Directorate General Health Services, Hyderabad.

**Note:** 7,907 additional injuries have been reported by the Deputy Commissioners of Hyderabad, Dadu, Tando Allahyar, TMK, SBA, Sanghar, Larkana, Kamber Shahdadkot, Jacobabad, Shikarpur & Umerkot.

### GENDER-WISE DISTRIBUTION



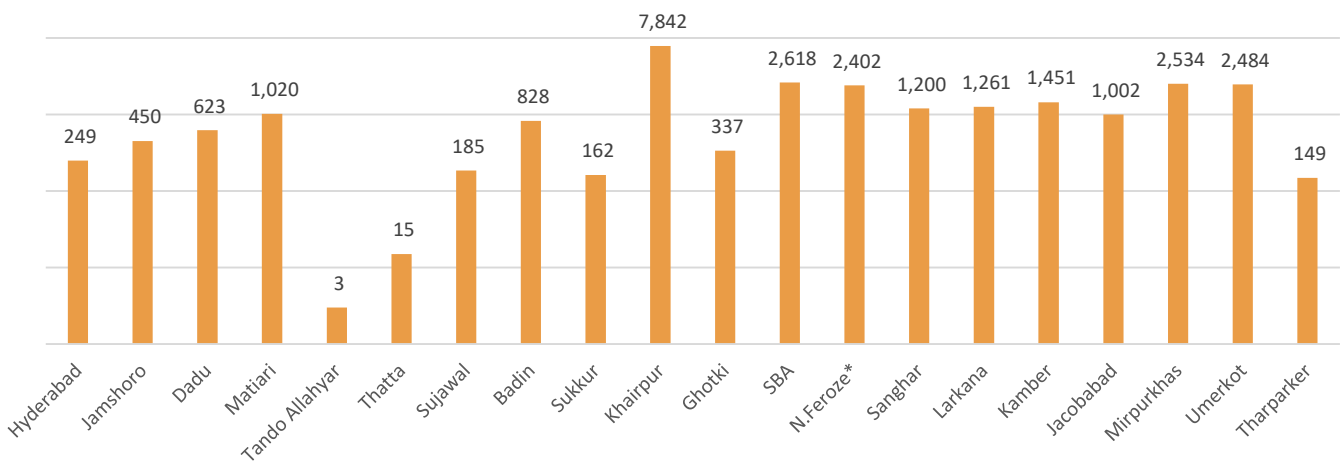
### SUMMARY



#### Last 24 Hours (Already Included in Total):

Division	District	Deaths				Remarks
		M	F	C	T	
SBA	N.Feroze	0	0	1	1	Deputy Commissioner N.Feroze has reported that 01 child died.
	Sanghar	3	0	2	5	Deputy Commissioner Sanghar has reported that 03 males and 02 children died.
<b>Total</b>		<b>3</b>	<b>0</b>	<b>3</b>	<b>6</b>	-

### DISTRICT-WISE LIVESTOCK LOSS



**Total Livestock Perished: 26,815**

**Last 24 Hours (Already Included in Total): 2,042**

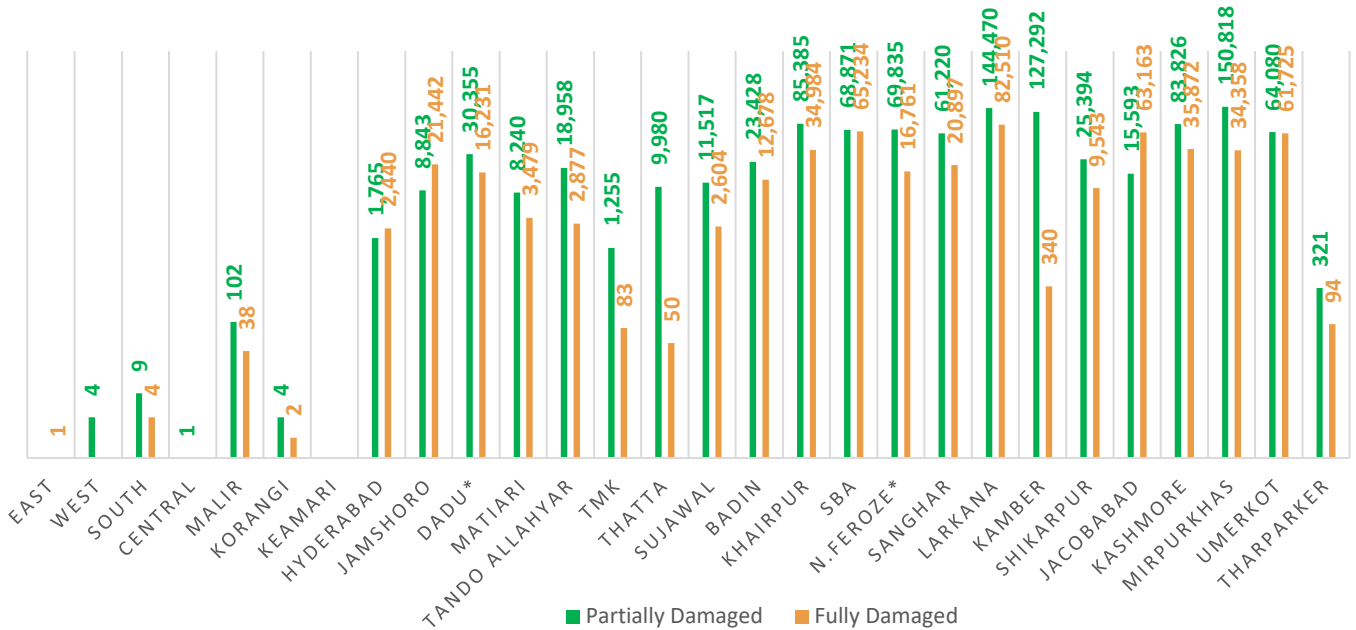
**Source:** Concerned Deputy Commissioners.

**Note:**

- 108,988 losses have been reported by Livestock Department.

## Summary of Infrastructure & Private Property Damage

### DISTRICT-WISE HOUSE DAMAGES



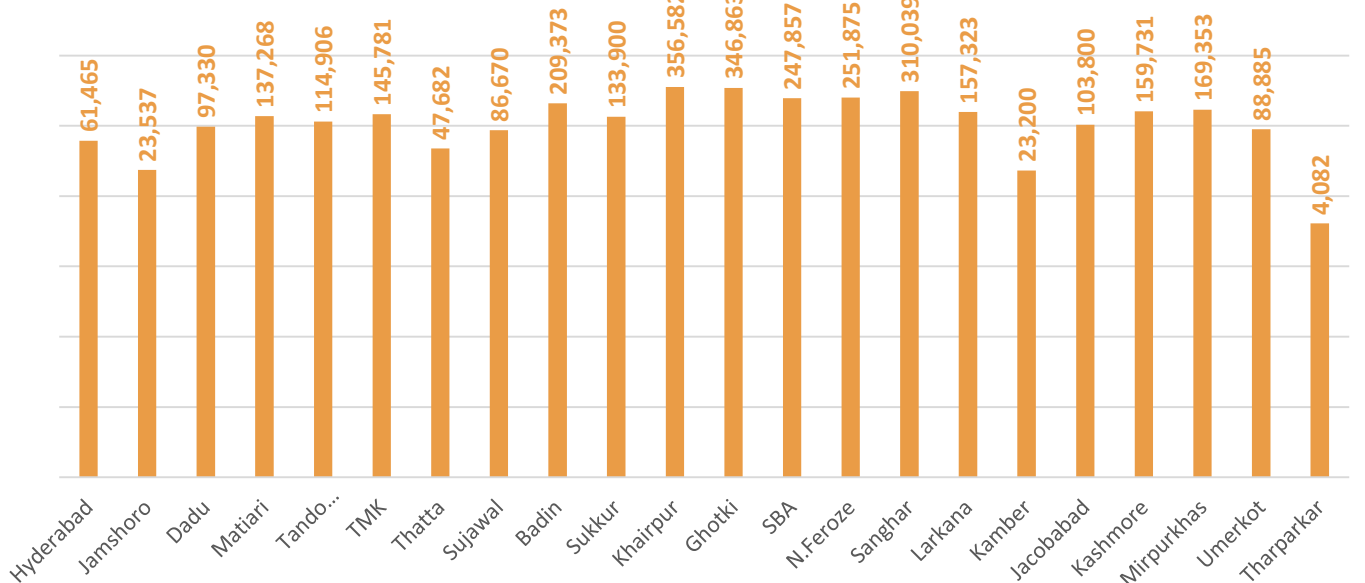
**Total House Damage:** Partially – 1,011,566 Fully – 487,410  
**Last 24 Hours (Already Included in Total):** Partially – 14,055 Fully – 3,535  
 -Deputy Commissioner Sukkur and Ghotki has reported 29,299 houses damaged.  
 -House Damages (Grand Total- Last 24 hours): 17,590

**Source:** Concerned Deputy Commissioners.

**Note:**

- 80% of houses were partially damaged in District Larkana.

### CROP AREA AFFECTED (IN ACRES)



**Total Crop Area Damaged:** 3,277,502  
**Last 24 Hours (Already Included in Total):** 0

**Source:** Relief Department Sindh

- Note:** 90% of crop area was affected in District Larkana.





**PROVINCIAL DISASTER MANAGEMENT AUTHORITY  
REHABILITATION DEPARTMENT  
GOVERNMENT OF SINDH**



Division	District	No. of UC's Affected	No. of Roads	Road (km)	Bridge	Shop	Hotel	Masjid
Karachi	East	-	22	49	-	-	-	-
	West	-	15	15	-	-	-	-
	South	18	50	70	-	1	-	-
	Central	-	-	-	-	3	-	-
	Malir	14	40	62	4	7	-	-
	Korangi	2	7	0	-	-	-	-
	Keamari	32	32	110	-	-	-	-
<b>Sub Total</b>		<b>66</b>	<b>166</b>	<b>306</b>	<b>4</b>	<b>11</b>	-	-
Hyderabad	Hyderabad	160	20	80	1	-	-	-
	Jamshoro	28	-	180	0	-	-	-
	Dadu	66	56	104	5	-	-	-
	Matiari	30	32	-	-	-	-	-
	Tando Allahyar	28	-	-	-	-	-	-
	TMK	7	-	133	-	-	-	-
	Thatta	40	6	57	-	-	-	-
	Sujawal	37	1	250	11	-	-	-
	Badin	68	18	40	3	5	2	3
<b>Sub Total</b>		<b>464</b>	<b>133</b>	<b>844</b>	<b>20</b>	<b>5</b>	<b>2</b>	<b>3</b>
Sukkur	Sukkur	49	-	-	-	11	-	-
	Khairpur	88	256	1,002	18	13	-	3
	Ghotki	66	-	-	-	-	-	-
<b>Sub Total</b>		<b>203</b>	<b>256</b>	<b>1002</b>	<b>18</b>	<b>24</b>	<b>0</b>	<b>3</b>
SBA	SBA	59	54	184	15	-	-	-
	N.Feroze	68	-	-	-	-	-	-
	Sanghar	73	-	-	-	-	-	-
<b>Sub Total</b>		<b>200</b>	<b>54</b>	<b>184</b>	<b>15</b>	-	-	-
Larkana	Larkana	68	0	0	-	-	-	-
	Kamber-Shahdadkot	52	12	96	6	-	-	-
	Shikarpur	-	-	-	-	-	-	-
	Jacobabad	44	-	-	-	-	-	-

**Emergency No:**  
**1736**



Plot No. 26-C, Main Khayaban-e-Jami,  
DHA Phase-VII, Karachi.



021-99332742  
021-35381810



021-99332007



0335-5557362



[www.pdma.gos.pk](http://www.pdma.gos.pk)

Division	District	No. of UC's Affected	No. of Roads	Road (km)	Bridge	Shop	Hotel	Masjid
	Kashmore	41	-	-	-	-	-	-
<b>Sub Total</b>		<b>205</b>	<b>12</b>	<b>96</b>	<b>6</b>	<b>-</b>	<b>-</b>	<b>-</b>
Mirpurkhas	Mirpurkhas	50	-	-	-	-	-	-
	Umerkot	42	-	146	-	-	-	-
	Tharparker	3	59	0.1	-	-	-	-
<b>Sub Total</b>		<b>95</b>	<b>59</b>	<b>146</b>	<b>-</b>	<b>-</b>	<b>-</b>	<b>-</b>
<b>Grand Total</b>		<b>1,233</b>	<b>680</b>	<b>2,578</b>	<b>63</b>	<b>40</b>	<b>2</b>	<b>6</b>

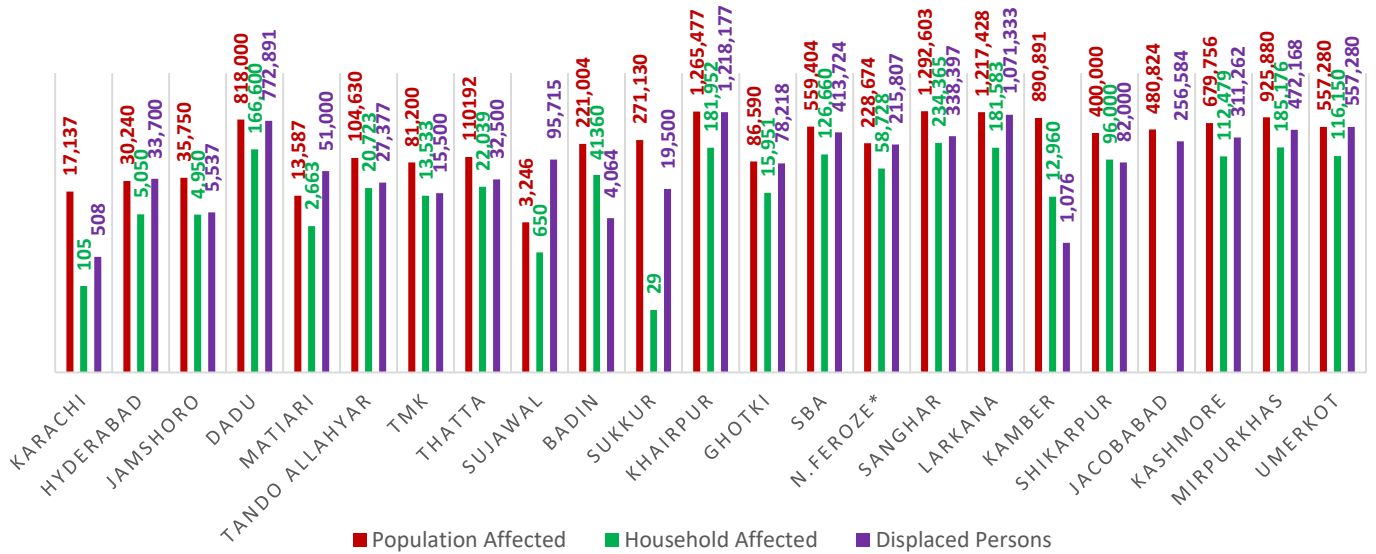
**Last 24 Hours:**

**No. of UC's Affected: 0**

*Source of UCs Affected: Relief Department Sindh*

## Relief Camps Established by DDMA's / Deputy Commissioners

### POPULATION AFFECTED



**Total Population Affected: 10,292,661**

**Total Households Affected: 1,603,569**

**Total Number of Person Displaced: 6,093,633**

**Last 24 Hours (Already Included in Total):**

**Population Affected: 39,198**

**Households Affected: 9,939**



**PROVINCIAL DISASTER MANAGEMENT AUTHORITY  
REHABILITATION DEPARTMENT  
GOVERNMENT OF SINDH**



Division	District	Relief Camps Established	Persons in Relief Camps (Last 24hrs)			
			M	F	C	T
Karachi	East	15	-	-	-	6,341
	West	7	-	-	-	3,705
	Korangi	2	-	-	-	505
	Malir	8	-	-	-	4,794
	Central	2	-	-	-	0
	Keamari	7	-	-	-	783
<b>Sub Total</b>		<b>41</b>	<b>-</b>	<b>-</b>	<b>-</b>	<b>16,128</b>
Hyderabad	Hyderabad	29	-	-	-	6,530
	Jamshoro	15	-	-	-	-
	Dadu	154	11,060	13,920	20,129	45,109
	Matari	73	-	-	-	7,518
	Tando Allahyar	09	798	845	786	2,429
	Thatta*	12	-	-	-	19,365
	Sujawal	4	-	-	-	-
	Badin	-	1,065	1,365	1,520	3,950
<b>Sub Total</b>		<b>296</b>	<b>12,923</b>	<b>16,130</b>	<b>22,435</b>	<b>84,901</b>
Sukkur	Sukkur	41	-	-	-	12,990
	Khairpur	482	-	-	-	47,300
	Ghotki	45	1,636	1,757	5,978	8,372
<b>Sub Total</b>		<b>568</b>	<b>1,636</b>	<b>1,757</b>	<b>5,978</b>	<b>68,662</b>
SBA	SBA*	77	8,785	9,192	11,556	29,533
	N.Feroze*	349	11,802	12,027	21,667	45,496
	Sanghar	151	7,730	8,282	17,121	33,133
<b>Sub Total</b>		<b>577</b>	<b>28,317</b>	<b>29,501</b>	<b>50,344</b>	<b>108,162</b>
Larkana	Larkana	290	36,523	48,695	60,877	146,095
	Kamber-Shahdadt	6	-	-	-	-
	Shikarpur	46	-	-	-	48,736
	Jacobabad	112	-	-	-	29,346
	Kashmore	27	2,270	2,131	3,230	7,631
<b>Sub Total</b>		<b>481</b>	<b>38,793</b>	<b>50,826</b>	<b>64,107</b>	<b>231,808</b>
Mirpurkhas	Mirpurkhas	35	13,578	11,958	8,892	34,428
	Umerkot*	33	776	614	788	2,178
<b>Sub Total</b>		<b>68</b>	<b>14,354</b>	<b>12,572</b>	<b>9,680</b>	<b>36,606</b>
<b>Grand Total</b>		<b>2,031</b>	<b>96,023</b>	<b>110,786</b>	<b>152,544</b>	<b>546,267</b>

**Last 24 Hours (Already Included in Total):**

**Relief Camps: 0**

*Source: Concerned Deputy Commissioners of Sindh.*

**Emergency No:  
1736**



Plot No. 26-C, Main Khayaban-e-Jami,  
DHA Phase-VII, Karachi.



021-99332742  
021-35381810



021-99332007



0335-5557362

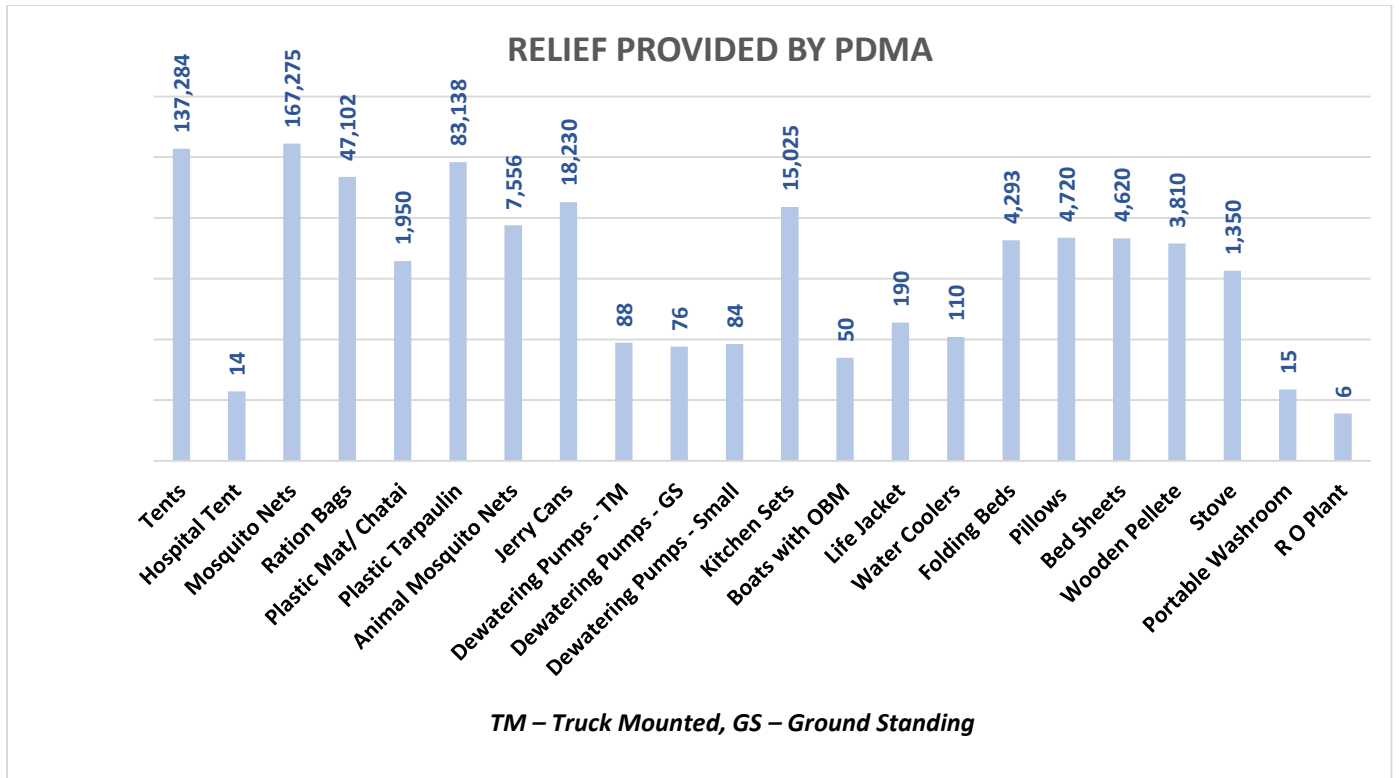


www.pdma.gos.pk

## Relief Provided by PDMA/NDMA/District Administration

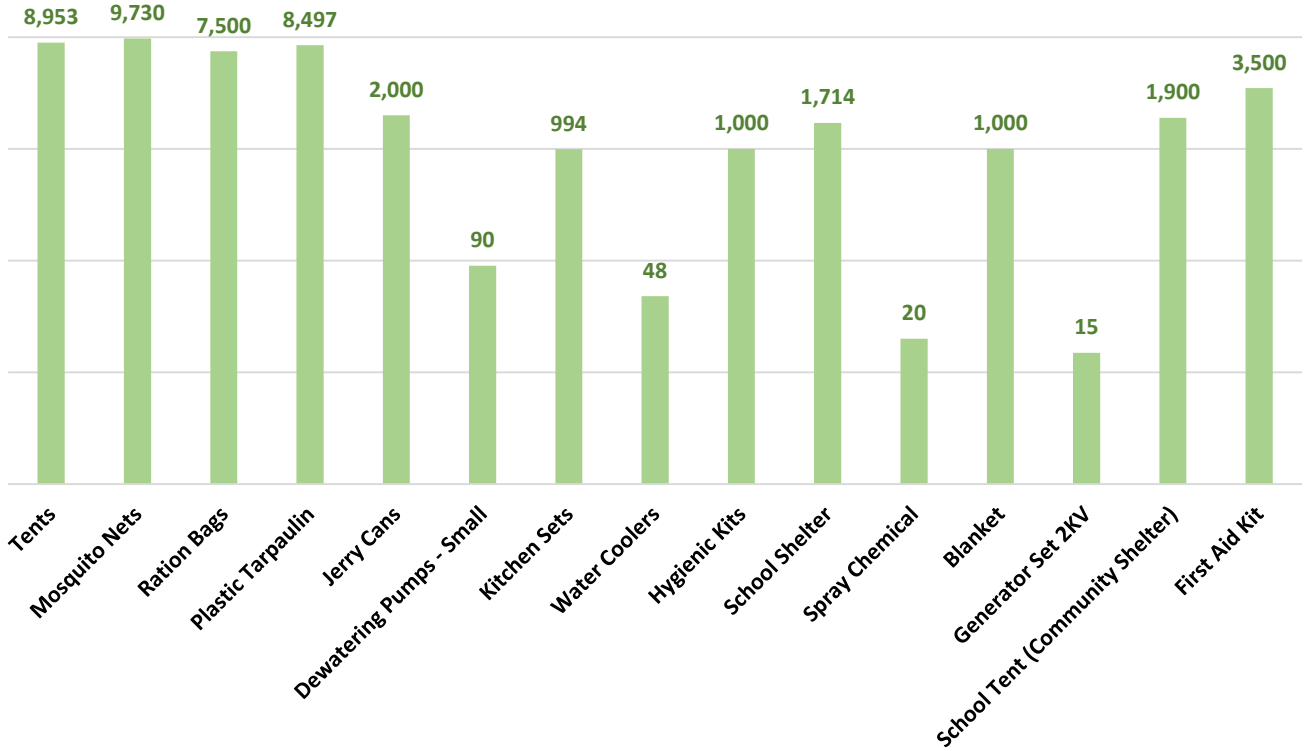
### Ration Bags Dispatched (as of 06.09.2022)

Sr#	Districts	NDMA	PDMA	DCs	USC	M/s Kiryana	Chase	Total Received
1	Larkana	1,000	2,000	-	7,500	-	-	10,500
2	Shikarpur	1,000	1,500	6,500	4,500	-	-	13,500
3	Kashmore @ Kandhkot	-	500	5,768	2,500	-	-	8,768
4	Jacobabad	1,000	1,000	1,500	6,000	-	-	9,500
5	KambarShahdaddkot	500	7,002	750	6,500	-	-	14,752
6	Sukkur	-	-	-	4,000	-	-	4,000
7	Ghotki	-	2,000	-	5,000	-	-	7,000
8	Khairpur	-	1,000	-	7,200	-	-	8,200
9	Mirpurkhas	-	2,200	7,600	-	-	1,000	10,800
10	Umerkot	-	2,500	-	-	-	-	2,500
11	SBA	-	6,500	-	-	3,000	-	9,500
12	NausheroFeroze	-	550	-	2,000	-	-	2,550
13	Sanghar	500	2,000	3,300	-	-	-	5,800
14	Hyderabad	-	500	-	-	-	-	500
15	Badin	500	2,000	-	2,500	-	-	5,000
16	Dadu	2,000	3,050	-	4,500	-	-	9,550
17	Matiari	-	3,000	-	1,500	-	-	4,500
18	Sujawal	-	1,250	-	-	-	-	1,250
19	TandoAllahyar	-	2,750	-	-	-	-	2,750
20	Thatta	500	2,000	-	-	-	-	2,500
21	Jamshoro	500	3,800	500	3,525	-	2,000	10,325
	<b>Grand Total</b>	<b>7,500</b>	<b>47,102</b>	<b>25,918</b>	<b>57,225</b>	<b>3000</b>	<b>3,000</b>	<b>143,745</b>





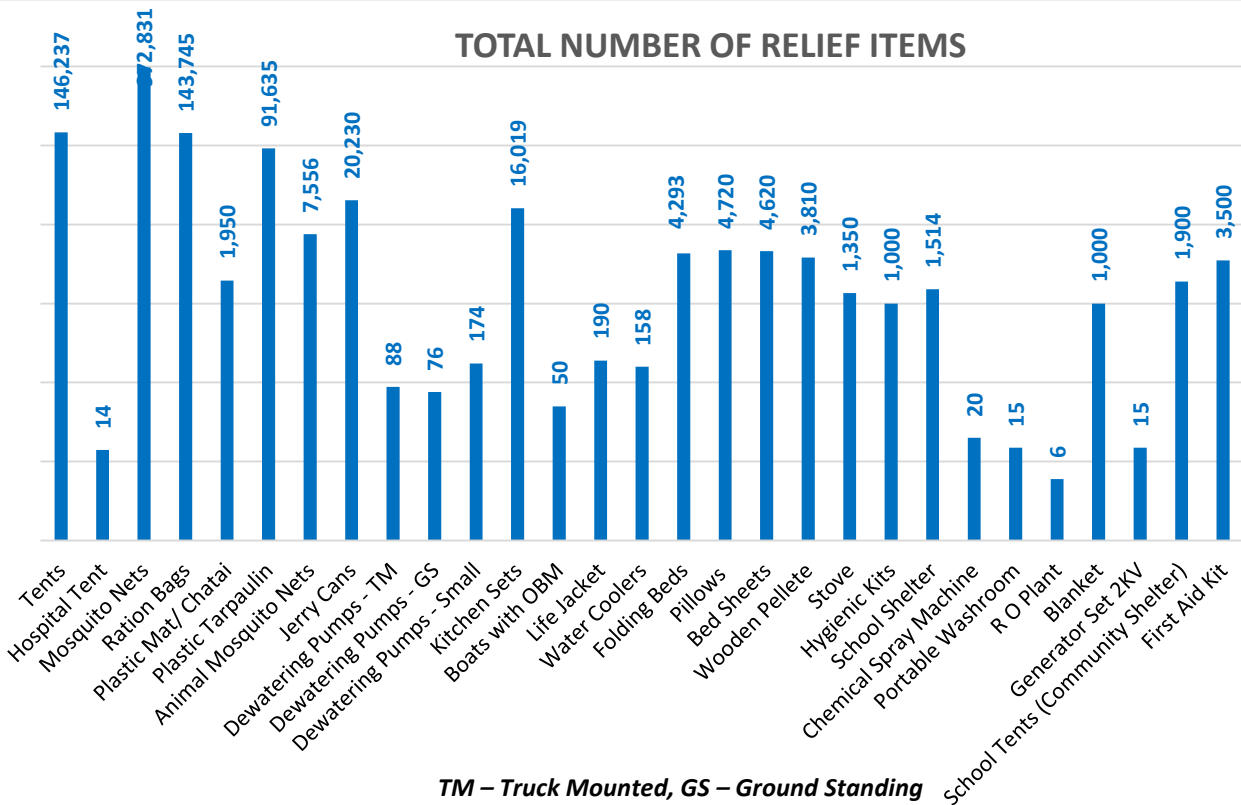
### RELIEF PROVIDED BY NDMA



**Others:**

Organization	Relief
FGRF(INGO)	Cooked Food (Daigs) : 1058
National Institute of Health	Mosquito Nets : 795,826

### TOTAL NUMBER OF RELIEF ITEMS





PROVINCIAL DISASTER MANAGEMENT AUTHORITY  
REHABILITATION DEPARTMENT  
GOVERNMENT OF SINDH



Last 24 Hours (Already Included in Total):

Item Description	Tents	Mosquito Nets	Ration Bags
Sanghar	1,346	5,000	-
Dadu	505	24,000	-
Jamshoro	975	-	-
TMK	500	-	-
Kamber	782	-	-
N.Feroze	1,500	-	1,000
Shikarpur	-	20,000	2,000
Larkana	-	-	2,000
Ghotki	-	-	2,000
Sukkur	-	-	3,100
Jacobabad	-	-	2,000
Badin	-	-	1,500
Mirpurkhas	-	-	1,000
SBA	-	-	3,000
<b>Total</b>	<b>5,608</b>	<b>49,000</b>	<b>17,600</b>

Sd/-  
(KAZIM RAZA TALPUR)  
INCHARGE PEOC  
PDMA SINDH

Emergency No:  
**1736**



Plot No. 26-C, Main Khayaban-e-Jami,  
DHA Phase-VII, Karachi.



021-99332742  
021-35381810



021-99332007



0335-5557362



[www.pdma.gos.pk](http://www.pdma.gos.pk)