



No. PDMA (SINDH)/(SITREP)/2022/1011

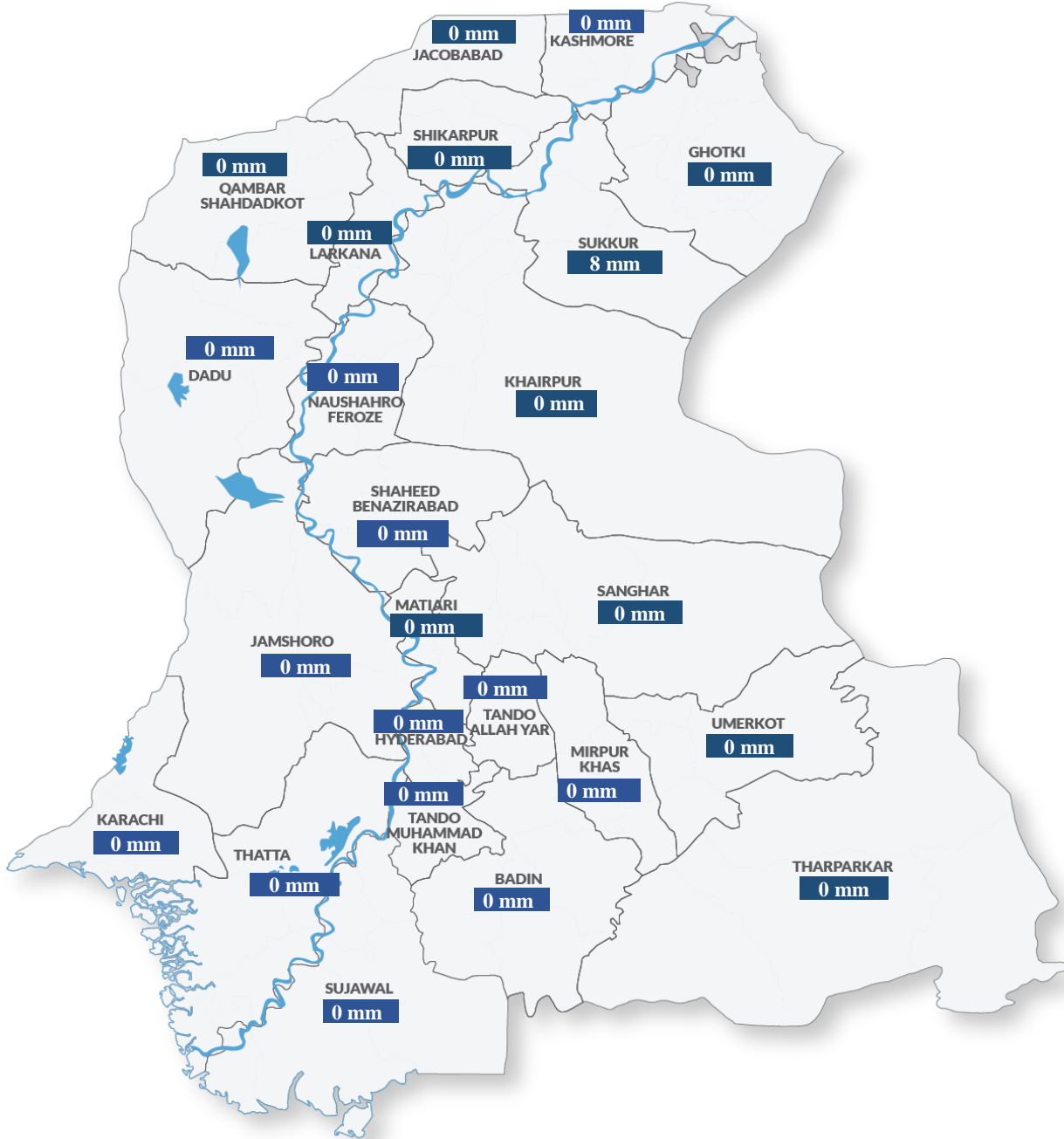
September 9, 2022

Period Covered: 22:00 hrs. 20-06-2022 to 08-09-2022 22:00 hrs.

DAILY SITUATION REPORT

Weather Situation Overview

Rainfall in Average (last 24 hrs.)



Source: CM Portal

Weather Forecast

- Nothing to Report (NTR)

Emergency No:
1736



Plot No. 26-C, Main Khayaban-e-Jami,
DHA Phase-VII, Karachi.



021-99332742
021-35381810



021-99332007

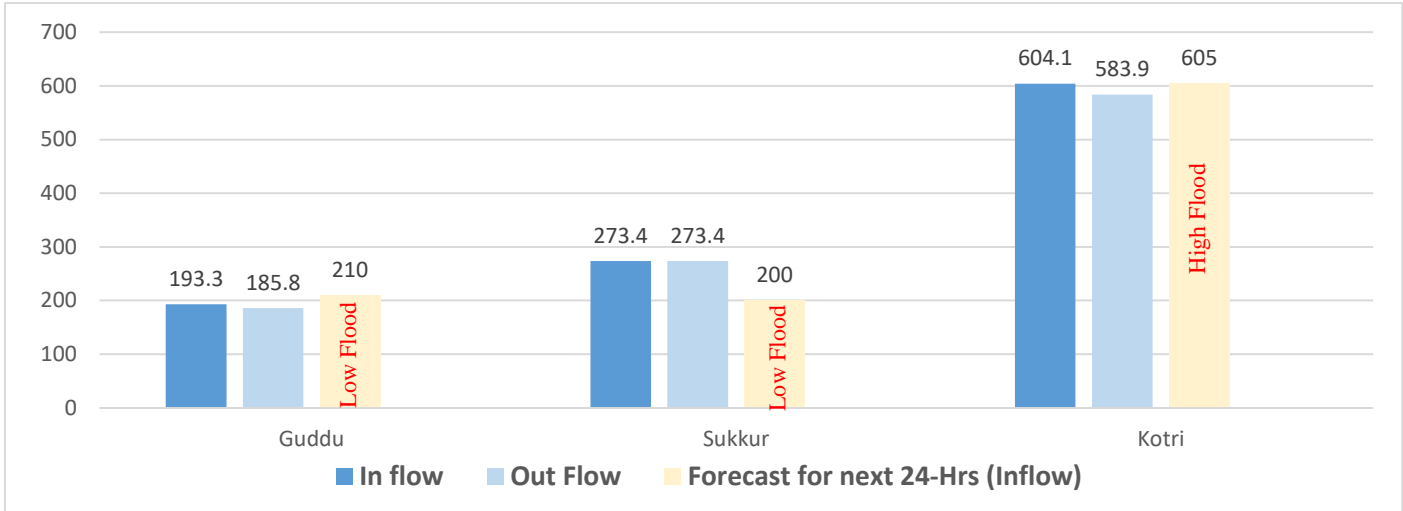


0335-5557362



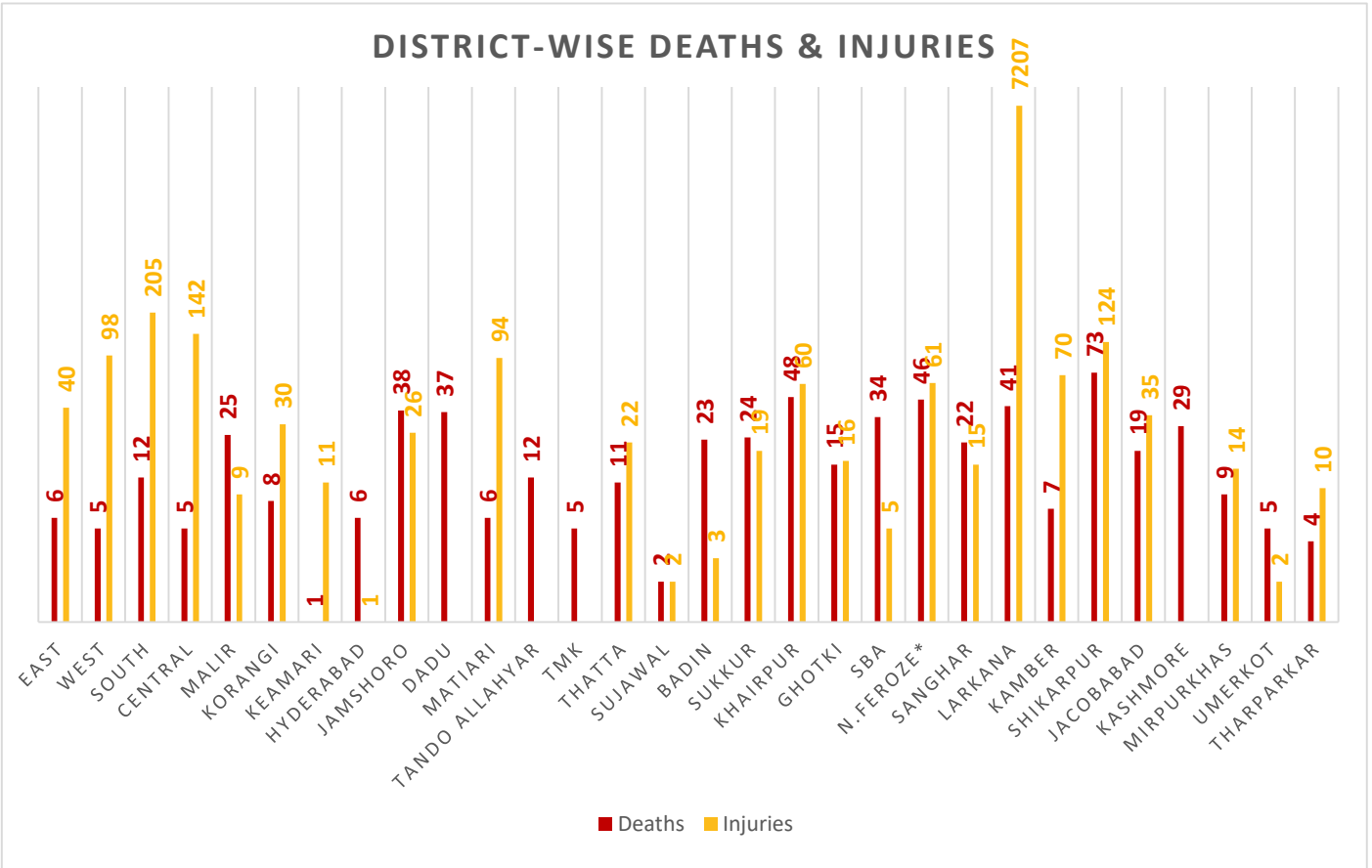
www.pdma.gos.pk

River Indus Discharge (in Thousands of Cusecs)




Source: Pakistan Meteorological Department - Flood Forecasting Division (FFD) – Bulletin No. B-086/22 Dated:08th September, 2022 10:35 hours (PST)

Summary of Losses

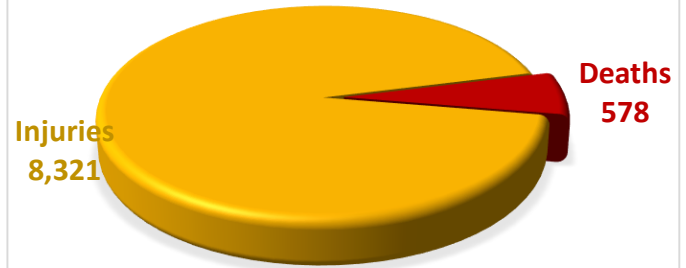


Death Data Source: Concerned Deputy Commissioners.
Injury Data Source: Directorate General Health Services, Hyderabad.
Note: 7,921 additional injuries have been reported by the Deputy Commissioners of Hyderabad, Dadu, Tando Allahyar, TMK, Khairpur, SBA, Sanghar, Larkana, Kamber Shahdadkot, Jacobabad, Shikarpur & Umerkot.

GENDER-WISE DISTRIBUTION



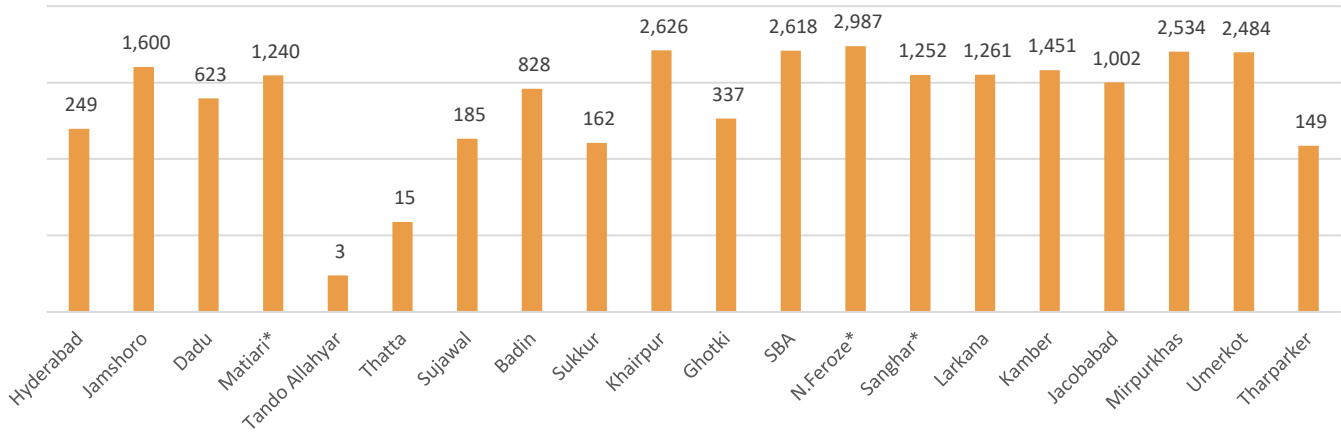
SUMMARY



Last 24 Hours (Already Included in Total):

Division	District	Deaths				Remarks
		M	F	C	T	
SBA	N.Feroze	0	1	0	1	Deputy Commissioner N.Feroze has reported that 01 female died.
Total		0	1	0	1	-

DISTRICT-WISE LIVESTOCK LOSS



Total Livestock Perished: 23,606

Last 24 Hours (Already Included in Total): 486

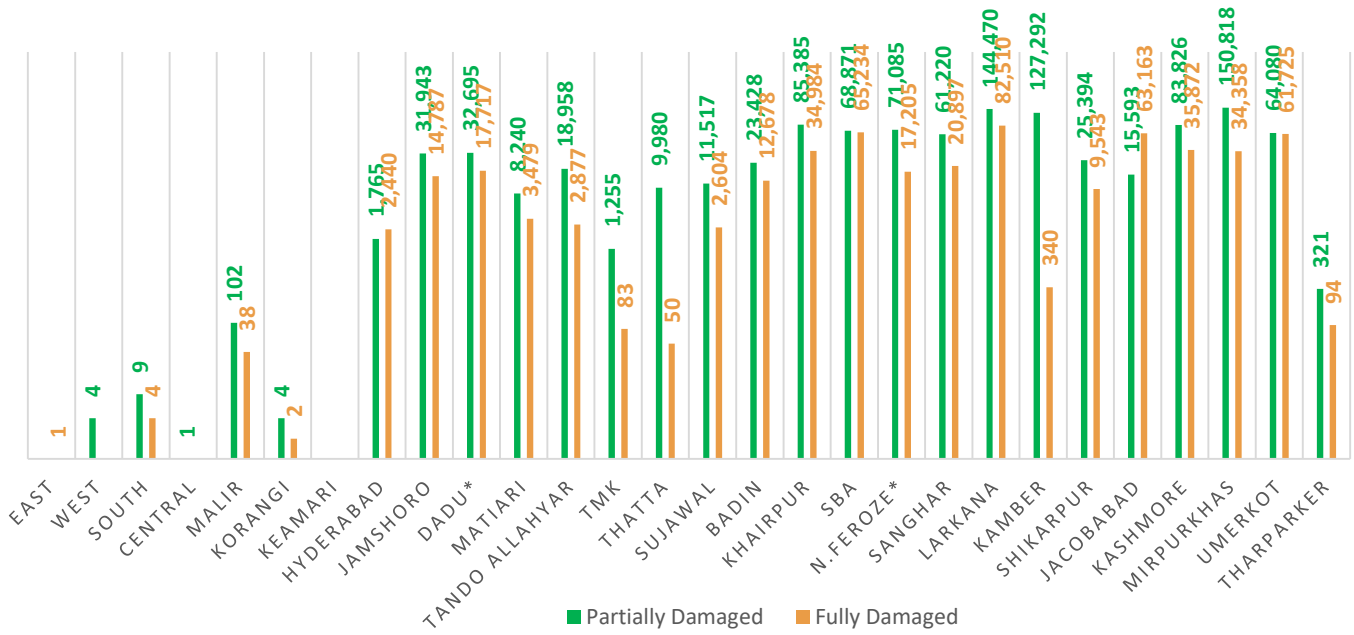
Source: Concerned Deputy Commissioners.

Note:

- 131,867 losses have been reported by Livestock Department.

Summary of Infrastructure & Private Property Damage

DISTRICT-WISE HOUSE DAMAGES



Total House Damage: Partially – 1,038,256 Fully – 482,685
Last 24 Hours (Already Included in Total): Partially – 1,179 Fully – 935

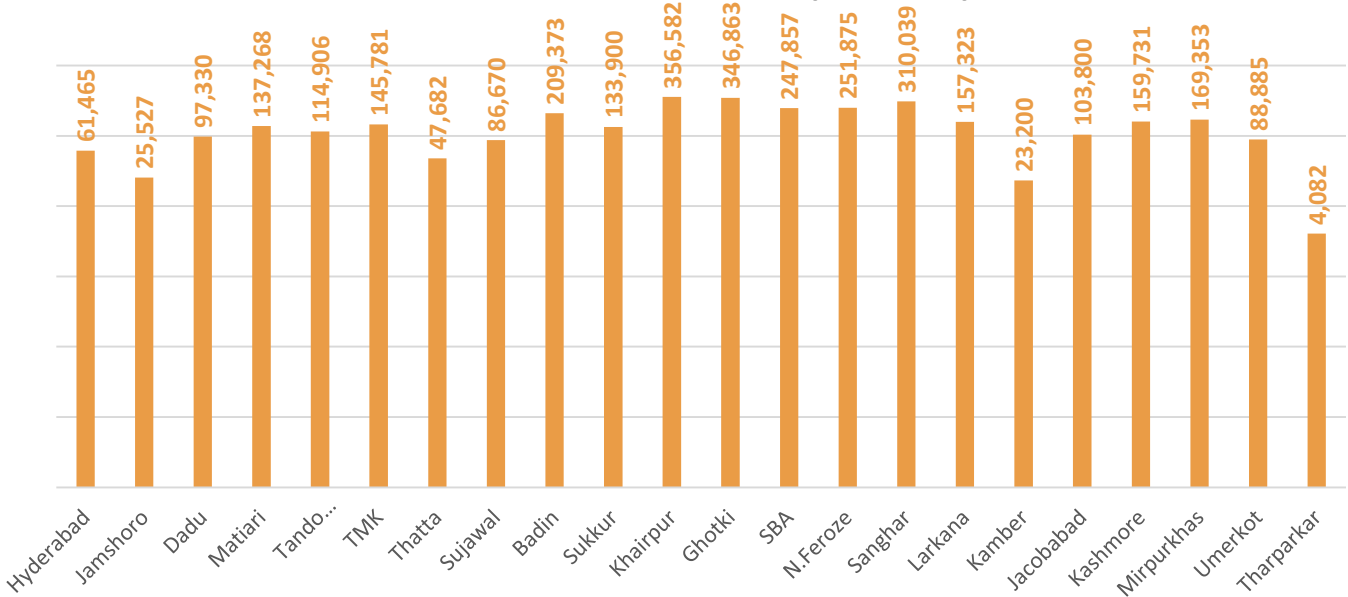
-Deputy Commissioner Sukkur and Ghotki has reported 29,299 houses damaged.

-House Damages (Grand Total- Last 24 hours): 2,114

Source: Concerned Deputy Commissioners.

Note: 80% of houses were partially damaged in District Larkana.

CROP AREA AFFECTED (IN ACRES)



Total Crop Area Damaged: 3,279,492

Last 24 Hours (Already Included in Total): 0

Source: Relief Department Sindh

Note: 90% of crop area was affected in District Larkana.



**PROVINCIAL DISASTER MANAGEMENT AUTHORITY
REHABILITATION DEPARTMENT
GOVERNMENT OF SINDH**



Division	District	No. of UC's Affected	No. of Roads	Road (km)	Bridge	Shop	Hotel	Masjid
Karachi	East	-	22	49	-	-	-	-
	West	-	15	15	-	-	-	-
	South	18	50	70	-	1	-	-
	Central	-	-	-	-	3	-	-
	Malir	14	40	62	4	7	-	-
	Korangi	2	7	0	-	-	-	-
	Keamari	32	32	110	-	-	-	-
Sub Total		66	166	306	4	11	-	-
Hyderabad	Hyderabad	160	20	80	1	-	-	-
	Jamshoro	28	-	180	0	-	-	-
	Dadu	66	56	104	5	-	-	-
	Matiari	30	32	-	-	-	-	-
	Tando Allahyar	28	-	-	-	-	-	-
	TMK	7	-	133	-	-	-	-
	Thatta	40	6	57	-	-	-	-
	Sujawal	37	1	250	11	-	-	-
	Badin	68	18	40	3	5	2	3
Sub Total		464	133	844	20	5	2	3
Sukkur	Sukkur	49	-	-	-	11	-	-
	Khairpur	88	256	1,002	18	13	-	3
	Ghotki	66	-	-	-	-	-	-
Sub Total		203	256	1002	18	24	0	3
SBA	SBA	59	54	184	15	-	-	-
	N.Feroze	68	-	-	-	-	-	-
	Sanghar	73	-	-	-	-	-	-
Sub Total		200	54	184	15	-	-	-
Larkana	Larkana	68	0	0	-	-	-	-
	Kamber-Shahdadkot	52	12	96	6	-	-	-
	Shikarpur	-	-	-	-	-	-	-
	Jacobabad	44	-	-	-	-	-	-
	Kashmore	41	-	-	-	-	-	-

Emergency No:
1736



Plot No. 26-C, Main Khayaban-e-Jami,
DHA Phase-VII, Karachi.



021-99332742
021-35381810



021-99332007



0335-5557362



www.pdma.gos.pk

Division	District	No. of UC's Affected	No. of Roads	Road (km)	Bridge	Shop	Hotel	Masjid
Sub Total		205	12	96	6	-	-	-
Mirpurkhas	Mirpurkhas	50	-	-	-	-	-	-
	Umerkot	42	-	255.6	-	-	-	-
	Tharparker	3	59	0.1	-	-	-	-
Sub Total		95	59	255.7	-	-	-	-
Grand Total		1,233	680	2,687.7	63	40	2	6

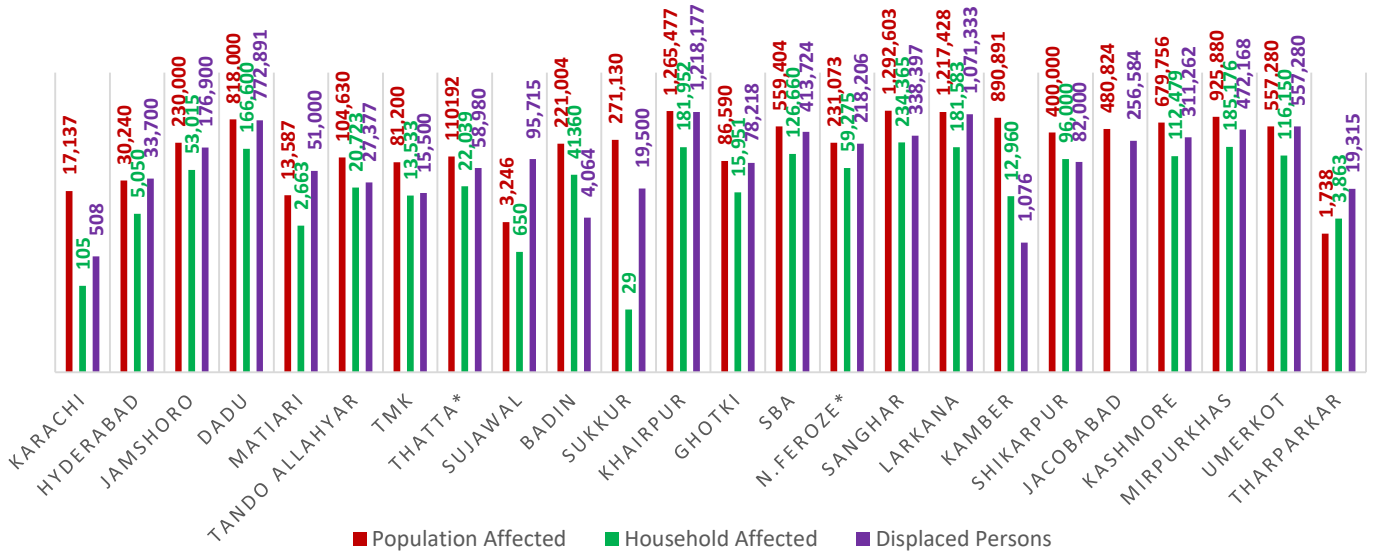
Last 24 Hours:

No. of UC's Affected: 0

Source of UCs Affected: Relief Department Sindh

Relief Camps Established by DDMA's / Deputy Commissioners

POPULATION AFFECTED



Total Population Affected: 10,489,310

Total Households Affected: 1,652,181

Total Number of Person Displaced: 6,293,875

Last 24 Hours (Already Included in Total):

Population Affected: 650

Households Affected: 95



**PROVINCIAL DISASTER MANAGEMENT AUTHORITY
REHABILITATION DEPARTMENT
GOVERNMENT OF SINDH**



Division	District	Relief Camps Established	Persons in Relief Camps (Last 24hrs)			
			M	F	C	T
Karachi	East	15	-	-	-	6,341
	West	7	-	-	-	3,705
	Korangi	2	-	-	-	505
	Malir	8	-	-	-	4,794
	Central	2	-	-	-	0
	Keamari	7	-	-	-	783
Sub Total		41	-	-	-	16,128
Hyderabad	Hyderabad	29	-	-	-	6,530
	Jamshoro	15	10,100	10,600	14,300	35,000
	Dadu	154	11,060	13,920	20,129	45,109
	Matari*	73	-	-	-	5,459
	Tando Allahyar	09	798	845	786	2,429
	Thatta*	12	-	-	-	20,143
	Sujawal	4	-	-	-	-
	Badin	-	1,065	1,365	1,520	3,950
Sub Total		296	23,023	26,730	36,735	118,620
Sukkur	Sukkur	41	-	-	-	12,990
	Khairpur	183	-	-	-	47,300
	Ghotki	45	1,636	1,757	5,978	8,372
Sub Total		269	1,636	1,757	5,978	68,662
SBA	SBA	77	6,191	6,235	10,892	23,318
	N.Feroze	349	11,802	12,027	21,667	45,496
	Sanghar	151	7,437	7,957	16,089	31,483
Sub Total		577	25,430	26,219	48,648	100,297
Larkana	Larkana	290	36,523	48,695	60,877	146,095
	Kamber-Shahdaktot	6	-	-	-	-
	Shikarpur	46	-	-	-	48,736
	Jacobabad	112	-	-	-	29,346
	Kashmore	27	2,270	2,131	3,230	7,631
Sub Total		481	38,793	50,826	64,107	231,808
Mirpurkhas	Mirpurkhas	35	13,578	11,958	8,892	34,428
	Umerkot*	17	1,146	925	899	2,970
Sub Total		52	14,724	12,883	9,791	37,398
Grand Total		1,716	103,606	118,415	165,259	572,913

Last 24 Hours (Already Included in Total):

Relief Camps: 0

Source: Concerned Deputy Commissioners of Sindh.

Note: Deputy Commissioner Umerkot has reported that number of relief camps established were decreased from **33** to **17**

**Emergency No:
1736**



Plot No. 26-C, Main Khayaban-e-Jami,
DHA Phase-VII, Karachi.



021-99332742
021-35381810



021-99332007



0335-5557362

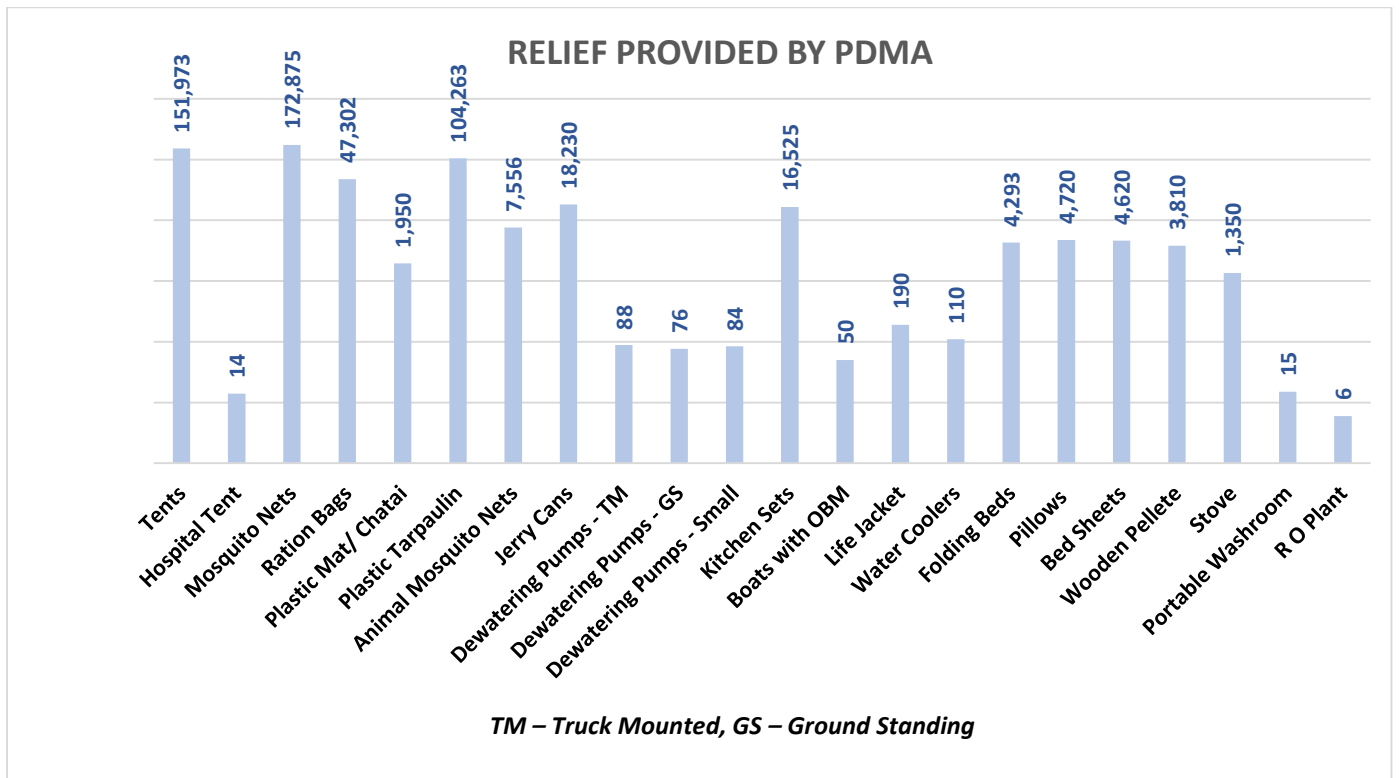


www.pdma.gos.pk

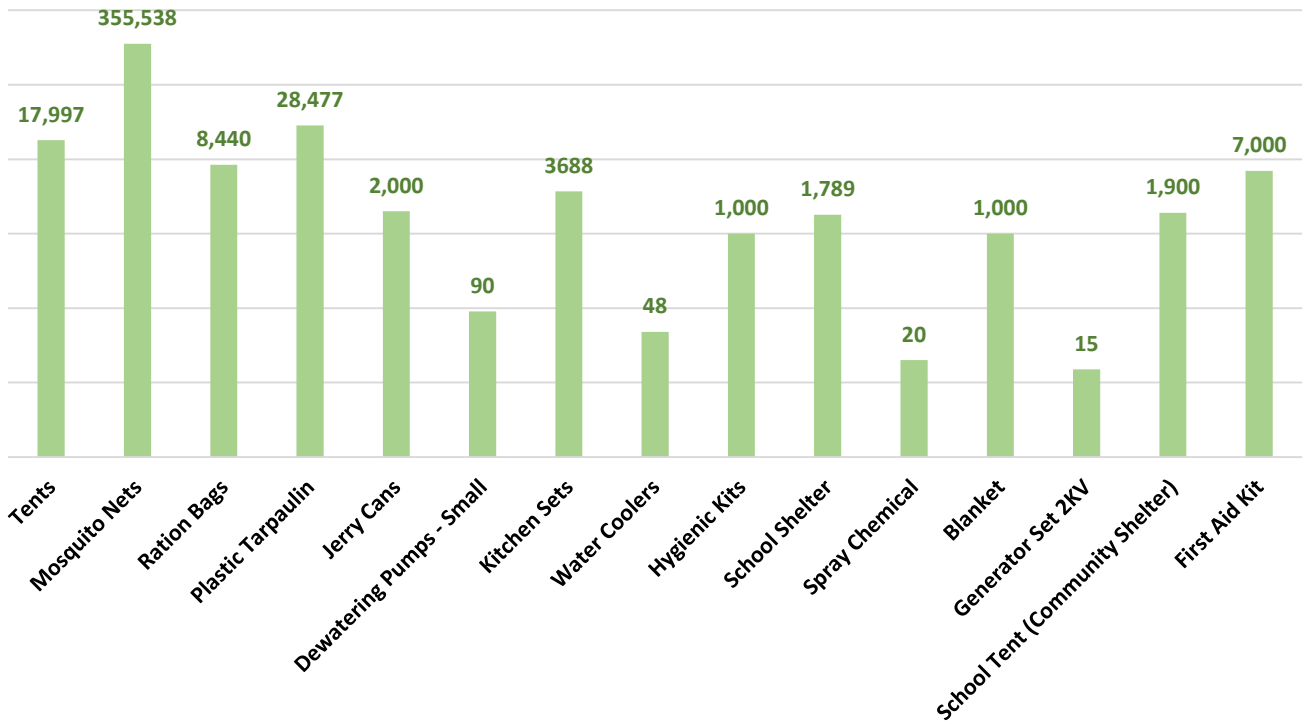
Relief Provided by PDMA/NDMA/District Administration

Ration Bags Dispatched (as of 08.09.2022)

Sr#	Districts	NDMA	PDMA	DCs	USC	M/s Kiryana	Chase	Total Received
1	Larkana	1,176	2,000	-	14,500	-	-	17,676
2	Shikarpur	1,000	1,500	6,500	8,500	-	-	17,500
3	Kashmore @ Kandhkot	-	500	5,768	4,500	-	-	10,768
4	Jacobabad	1,000	1,000	1,500	10,000	-	-	13,500
5	KambarShahdaddkot	500	7,002	750	10,500	-	-	18,752
6	Sukkur	294	-	-	5,000	-	-	5,294
7	Ghotki	-	2,000	-	5,000	-	-	7,000
8	Khairpur	-	1,200	-	14,200	-	-	15,400
9	Mirpurkhas	-	2,200	7,600	-	-	2,000	11,800
10	Umerkot	-	2,500	-	-	-	1000	3,500
11	SBA	-	6,500	-	-	3,000	-	9,500
12	NausheroFeroze	-	550	-	2,000	-	-	2,550
13	Sanghar	676	2,000	3,300	-	-	-	5,976
14	Hyderabad	-	500	-	-	-	1,000	1,500
15	Badin	500	2,000	-	2,500	-	-	5,000
16	Dadu	2,000	3,050	-	4,500	-	-	9,550
17	Matiari	-	3,000	-	2,000	-	-	5,000
18	Sujawal	-	1,250	-	-	-	-	1,250
19	TandoAllahyar	-	2,750	-	1,000	-	1,000	4,750
20	Tando M. Khan	-	-	-	1,000	-	1,000	2,000
21	Thatta	500	2,000	-	-	-	-	2,500
22	Jamshoro	794	3,800	500	3,525	-	4,000	12,619
	Grand Total	8,440	47,302	25,918	88,725	3000	10,000	183,385



RELIEF PROVIDED BY NDMA THROUGH ARMY AND PDMA



Others:

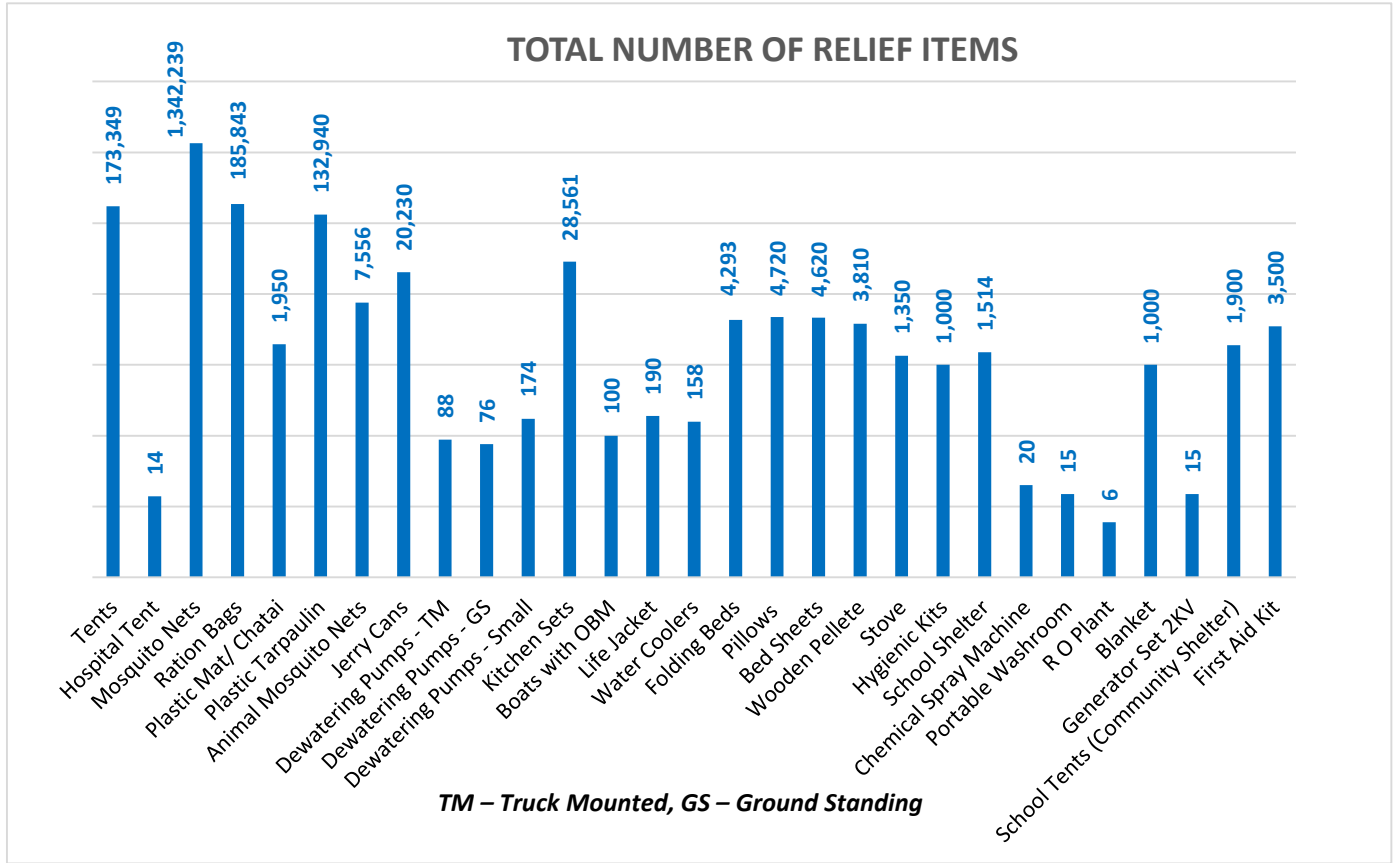
Organization	Relief
FGRF(INGO)	Cooked Food (Daigs) : 1058
National Institute of Health	Mosquito Nets : 813,826

Relief Provided By UNHCR

Tents	250
-------	-----

Foreign Assistance Through Army

Tents	2,364
Hygiene kits	1000
Kitchen sets	972
Ration Bags	2458
Boats with OBM	50
Blankets	640
Sleeping Mats	700
Baby Food	1000
Medicines (tons)	8



Last 24 Hours (Already Included in Total):

Item Description	Tents	Mosquito Nets	Tarpuline Sheets	Ration Bags
Dadu	444			
Hyderabad		18,000		1,000
Jamshoro	1,147			
Sujawal	1,000			
T.Allahyar	1,442			500
T.M.Khan				500
Jacobabad				3,000
Kamber	575		8,000	2,000
Kashmore				2,000
Larkana	3,073		2,000	7,000
Shikarpur				4,000
Khairpur	2,220			200
SBA			4,000	
Mirpurkhas				1,000
Umerkot				1,000
Total	9,901	18,000	14,000	22,200

Sd/-
(KAZIM RAZA TALPUR)
**INCHARGE PEOC
PDMA SINDH**