

No. PDMA (SINDH)/(SITREP)/2022/1029

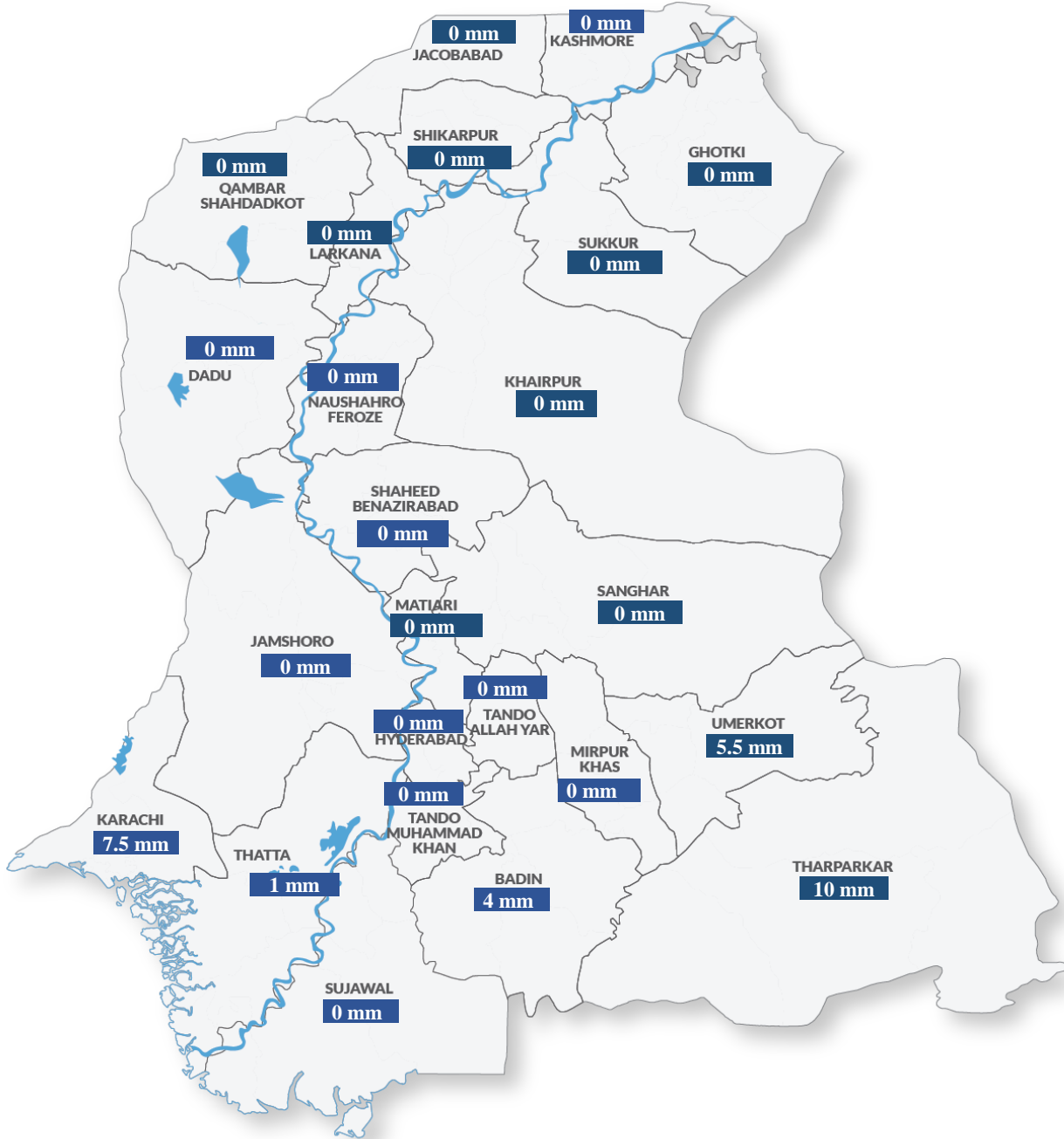
September 11, 2022

Period Covered: 22:00 hrs. 20-06-2022 to 10-09-2022 22:00 hrs.

DAILY SITUATION REPORT

Weather Situation Overview

Rainfall in Average (last 24 hrs.)



Source: CM Portal

Weather Forecast

- Rain with isolated heavy falls is expected in **Tharparker, Umerkot, Badin and Mirpurkhas districts** from **10 to 14 September, 2022**, while in **Tando Muhammad Khan, Sujawal and Thatta districts** from **11 to 14 September, 2022**.
- **Karachi** to experience **hot & humid weather** during next **3 to 4 days** with maximum temperature to remain **39-41C**.

Emergency No:
1736



Plot No. 26-C, Main Khayaban-e-Jami,
DHA Phase-VII, Karachi.



021-99332742
021-35381810



021-99332007

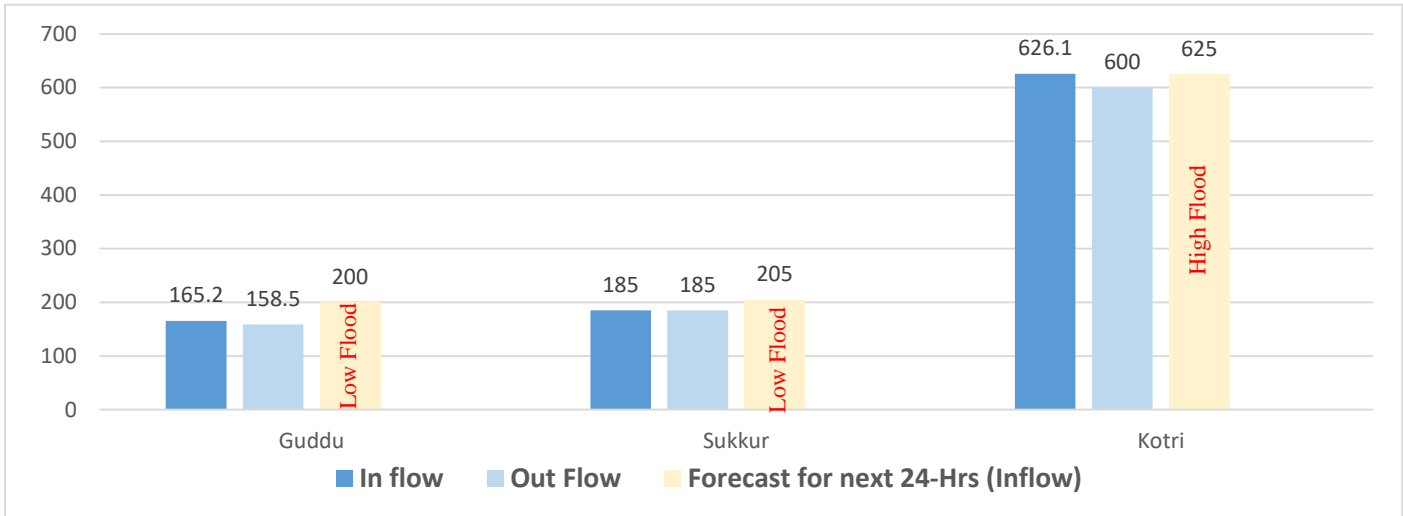


0335-5557362



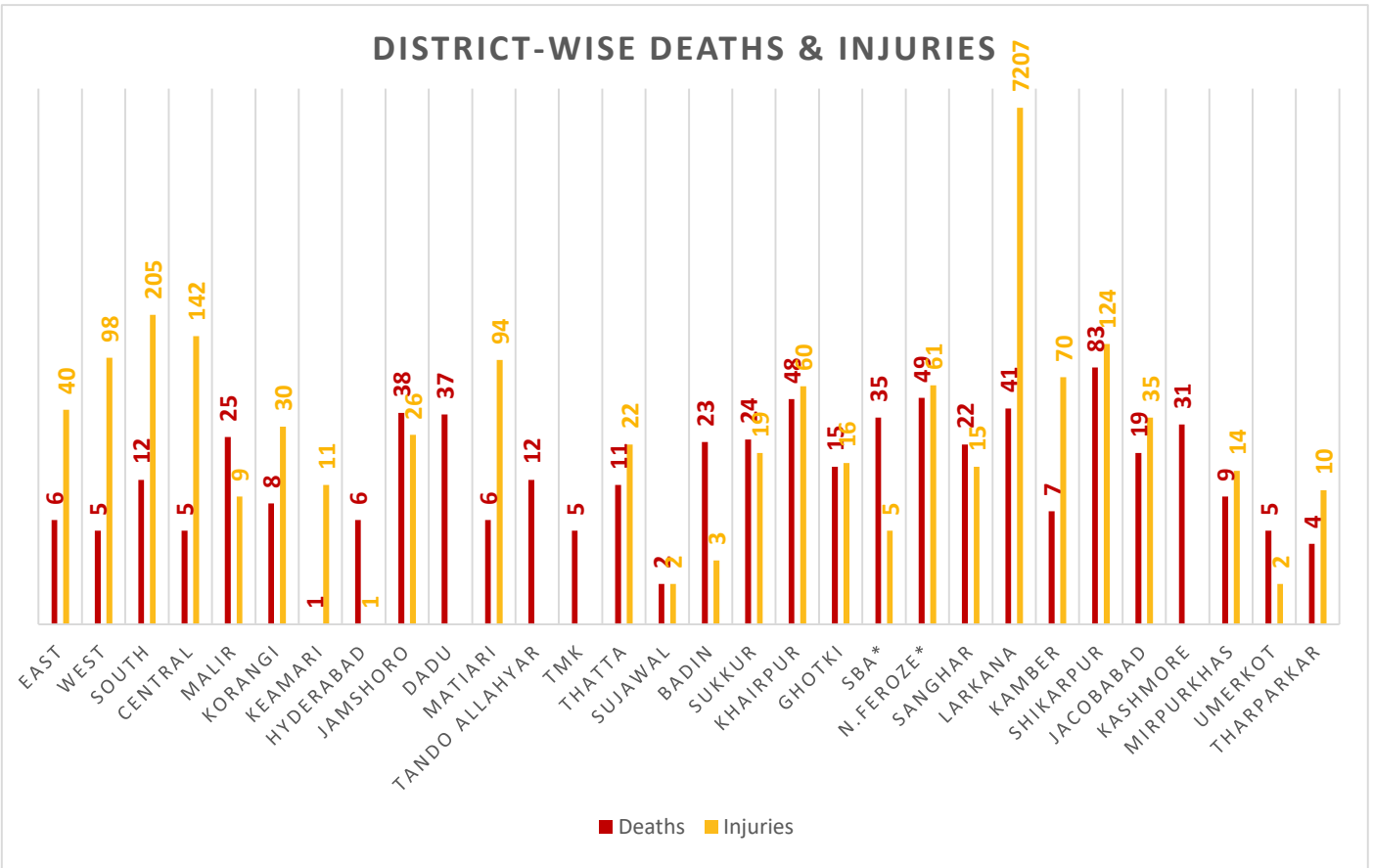
www.pdma.gos.pk

River Indus Discharge (in Thousands of Cusecs)



Source: Pakistan Meteorological Department - Flood Forecasting Division (FFD) – Bulletin No. B-088/22 Dated:10th September, 2022 10:50 hours (PST)

Summary of Losses




Death Data Source: Concerned Deputy Commissioners.

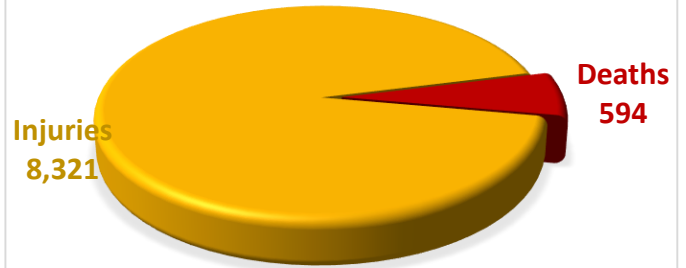
Injury Data Source: Directorate General Health Services, Hyderabad.

Note: 7,921 additional injuries have been reported by the Deputy Commissioners of Hyderabad, Dadu, Tando Allahyar, TMK, Khairpur, SBA, Sanghar, Larkana, Kamber Shahdadkot, Jacobabad, Shikarpur & Umerkot.

GENDER-WISE DISTRIBUTION



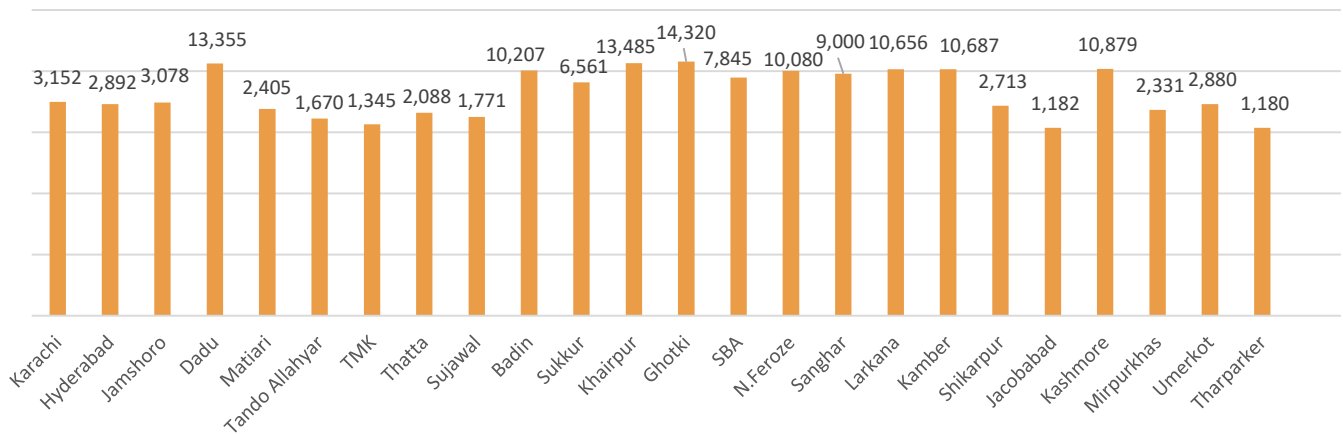
SUMMARY



Last 24 Hours (Already Included in Total):

Division	District	Deaths				Remarks
		M	F	C	T	
SBA	SBA	0	0	1	1	Deputy Commissioner SBA has reported that 01 Child died.
	N.Feroze	3	0	0	3	Deputy Commissioner N.Feroze has reported that 03 Males died.
Total		3	0	1	4	

DISTRICT-WISE LIVESTOCK LOSS



Total Livestock Perished: 145,762

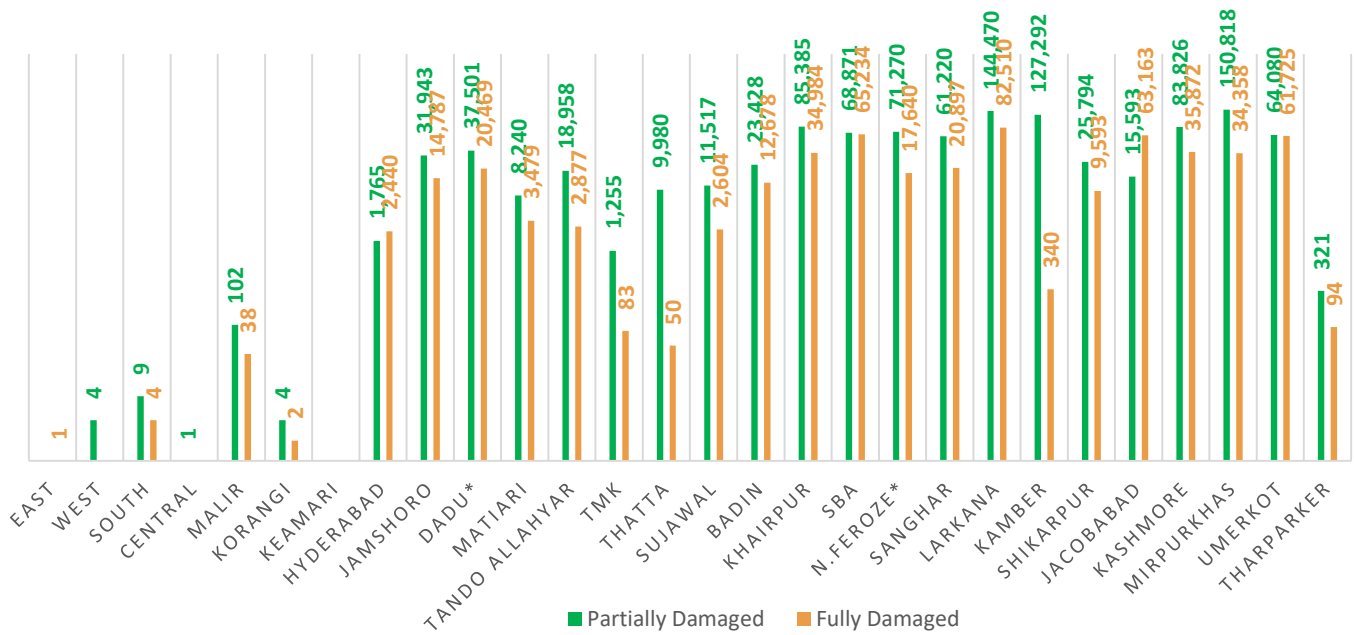
Last 24 Hours (Already Included in Total): 0

Note:

158,946 losses have been reported by Livestock Department.

Summary of Infrastructure & Private Property Damage

DISTRICT-WISE HOUSE DAMAGES



Total House Damage: Partially – 1,043,647 Fully – 485,922

Last 24 Hours (Already Included in Total): Partially – 2,680 Fully – 1,824

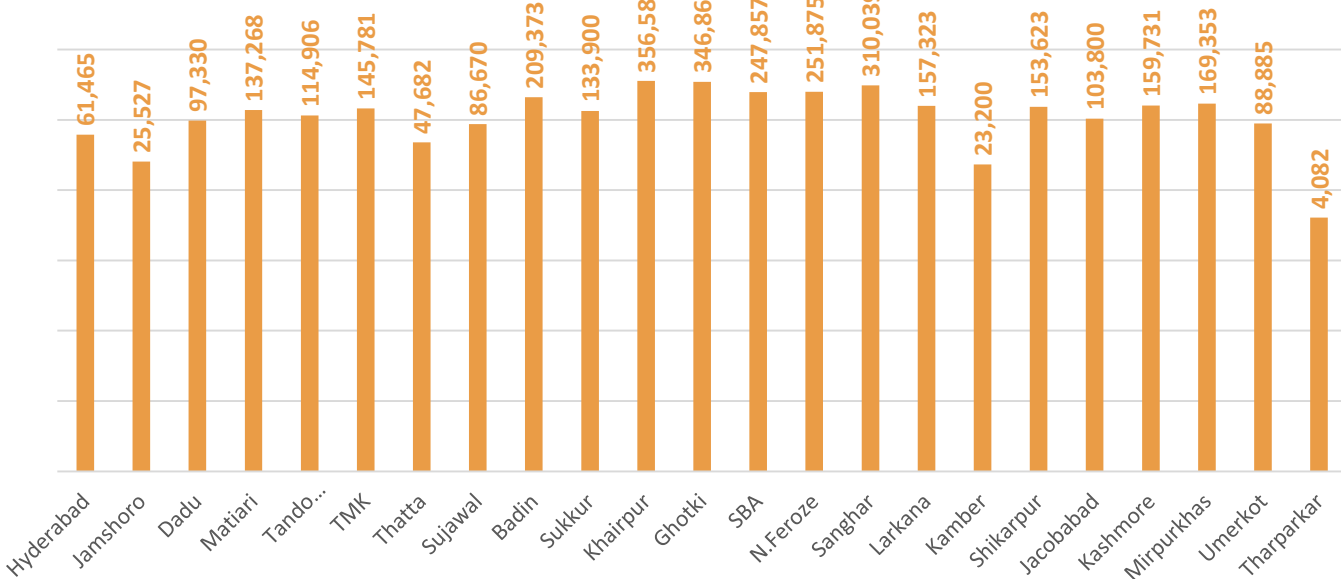
-Deputy Commissioner Sukkur and Ghotki has reported 29,299 houses damaged.

-House Damages (Grand Total- Last 24 hours): 4,504

Source: Concerned Deputy Commissioners.

Note: 80% of houses were partially damaged in District Larkana.

CROP AREA AFFECTED (IN ACRES)



Total Crop Area Damaged: 3,433,115

Last 24 Hours (Already Included in Total): 0

Source: Relief Department Sindh

Note: 3,408,424 Crop Area (acres) damaged have been reported by Agriculture Department



**PROVINCIAL DISASTER MANAGEMENT AUTHORITY
REHABILITATION DEPARTMENT
GOVERNMENT OF SINDH**



Division	District	No. of UC's Affected	No. of Roads	Road (km)	Bridge	Culverts	Causeway	Shop	Hotel	Masjid
Karachi	East	-	2	8	2	-	750	-	-	-
	West	-						-	-	
	South	18						1	-	-
	Central	-						3	-	-
	Malir	14						7	-	-
	Korangi	2						-	-	-
	Keamari	32						-	-	-
Sub Total		66	2	8	2	-	750	11	-	-
Hyderabad	Hyderabad	160	13	139	2	-	-	-	-	-
	Jamshoro	28	39	376	15	9	1375	-	-	-
	Dadu	66	69	646	6	99	-	-	-	-
	Matiari	30	7	94	-	-	-	-	-	-
	Tando Allahyar	28	37	351	6	92	-	-	-	-
	TMK	7	15	207	0	6	-	-	-	-
	Thatta	40	51	654	23	233	-	-	-	-
	Sujawal	37	38	507	57	272	-	-	-	-
	Badin	68	45	739	13	82	0	5	2	3
Sub Total		464	314	3,712	122	793	1,375	5	2	3
Sukkur	Sukkur	49	31	295	1	25	-	11	-	-
	Khairpur	88	83	708	2	83	-	13	-	3
	Ghotki	66	22	261	-	-	-	-	-	-
Sub Total		203	136	1,264	3	108	-	24	-	3
SBA	SBA	59	58	943	15	45	-	-	-	-
	N.Feroze	68	33	404	2	124	-	-	-	-
	Sanghar	73	46	680	10	119	-	-	-	-
Sub Total		200	137	2,026	27	288	-	-	-	-
Larkana	Larkana	68	30	200	1	54	-	-	-	-
	Kamber-Shahdadkot	52	24	332	18	51	-	-	-	-
	Shikarpur	55	21	240	-	38	-	-	-	-
	Jacobabad	44	18	239	-	65	-	-	-	-
	Kashmore	41	14	206	1	14	-	-	-	-
Sub Total		260	107	1,217	20	222	-	-	-	-

Emergency No:
1736



Plot No. 26-C, Main Khayaban-e-Jami,
DHA Phase-VII, Karachi.



021-99332742
021-35381810



021-99332007



0335-5557362



www.pdma.gos.pk

Division	District	No. of UC's Affected	No. of Roads	Road (km)	Bridge	Culverts	Causeway	Shop	Hotel	Masjid
Mirpurkhas	Mirpurkhas	50	17	222	6	82	-	-	-	-
	Umerkot	42	20	330	-	69	-	-	-	-
	Tharparker	3	18	616	-	80	-	-	-	-
Sub Total		95	55	1,168	6	231	-	-	-	-
Grand Total		1,288	751	9,396	180	1,642	2,125	40	2	6

Last 24 Hours:

No. of UC's Affected: 0

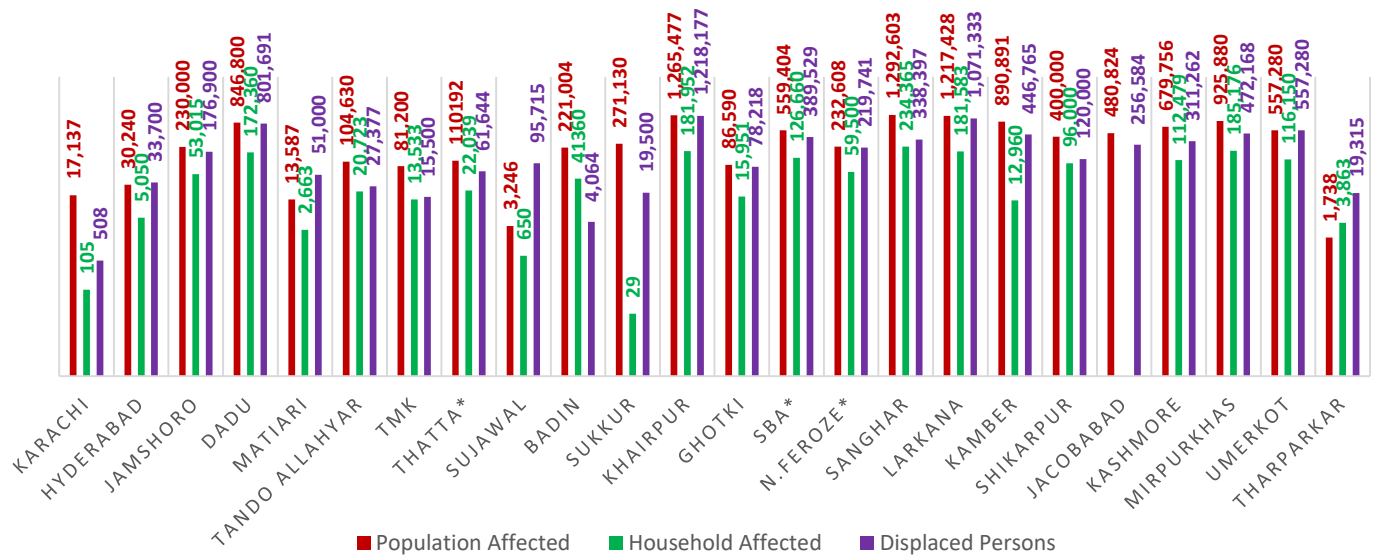
Source of UCs Affected: Relief Department Sindh

Source of Infrastructure Damage: Works & Services Department Sindh

Note: Works & Services Department has reported that 2,548 Government buildings have been damaged

Relief Camps Established by DDMA's / Deputy Commissioners

POPULATION AFFECTED



Total Population Affected: 10,519,645

Total Households Affected: 1,658,166

Total Number of Person Displaced: 6,786,368

Last 24 Hours (Already Included in Total):

Population Affected: 1,535

Households Affected: 225



**PROVINCIAL DISASTER MANAGEMENT AUTHORITY
REHABILITATION DEPARTMENT
GOVERNMENT OF SINDH**



Division	District	Relief Camps Established	Persons in Relief Camps (Last 24hrs)			
			M	F	C	T
Karachi	East	15	-	-	-	6,341
	West	7	-	-	-	3,705
	Korangi	2	-	-	-	505
	Malir	8	-	-	-	4,794
	Central	2	-	-	-	0
	Keamari	7	-	-	-	783
Sub Total		41	-	-	-	16,128
Hyderabad	Hyderabad	29	-	-	-	6,530
	Jamshoro	15	10,100	10,600	14,300	35,000
	Dadu	154	11,060	13,920	20,129	45,109
	Matari	73	-	-	-	5,459
	Tando Allahyar	09	798	845	786	2,429
	Thatta*	12	-	-	-	20,869
	Sujawal	4	-	-	-	-
	Badin	-	1,065	1,365	1,520	3,950
Sub Total		296	23,023	26,730	36,735	119,346
Sukkur	Sukkur	41	-	-	-	12,990
	Khairpur	183	-	-	-	47,300
	Ghotki	45	1,636	1,757	5,978	8,372
Sub Total		269	1,636	1,757	5,978	68,662
SBA	SBA*	77	3,481	3,330	7,877	14,688
	N.Feroze*	349	11,714	11,964	21,519	45,197
	Sanghar	151	7,437	7,957	16,089	31,483
Sub Total		577	22,632	23,251	45,485	91,368
Larkana	Larkana	290	36,523	48,695	60,877	146,095
	Kamber-Shahdadkot	6	-	-	-	-
	Shikarpur	46	-	-	-	21,364
	Jacobabad	112	-	-	-	29,346
	Kashmore	27	-	-	-	-
Sub Total		481	36,523	48,695	60,877	196,805
Mirpurkhas	Mirpurkhas	35	13,578	11,958	8,892	34,428
	Umerkot	17	1,146	925	899	2,970
Sub Total		52	14,724	12,883	9,791	37,398
Grand Total		1,716	98,538	113,316	158,866	529,707

Last 24 Hours (Already Included in Total):

Relief Camps: 0

Source: Concerned Deputy Commissioners of Sindh.

Note:

**Emergency No:
1736**



Plot No. 26-C, Main Khayaban-e-Jami,
DHA Phase-VII, Karachi.



021-99332742
021-35381810



021-99332007



0335-5557362

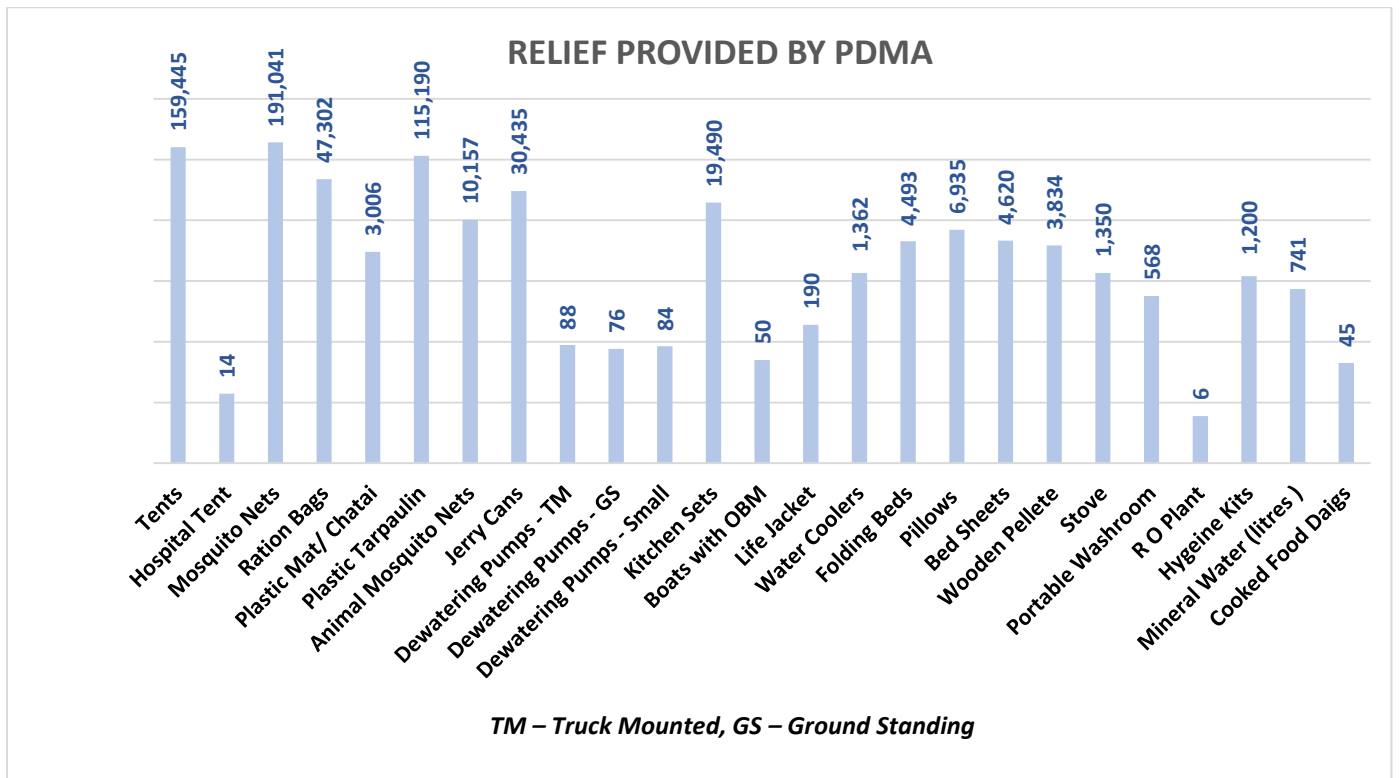


www.pdma.gos.pk

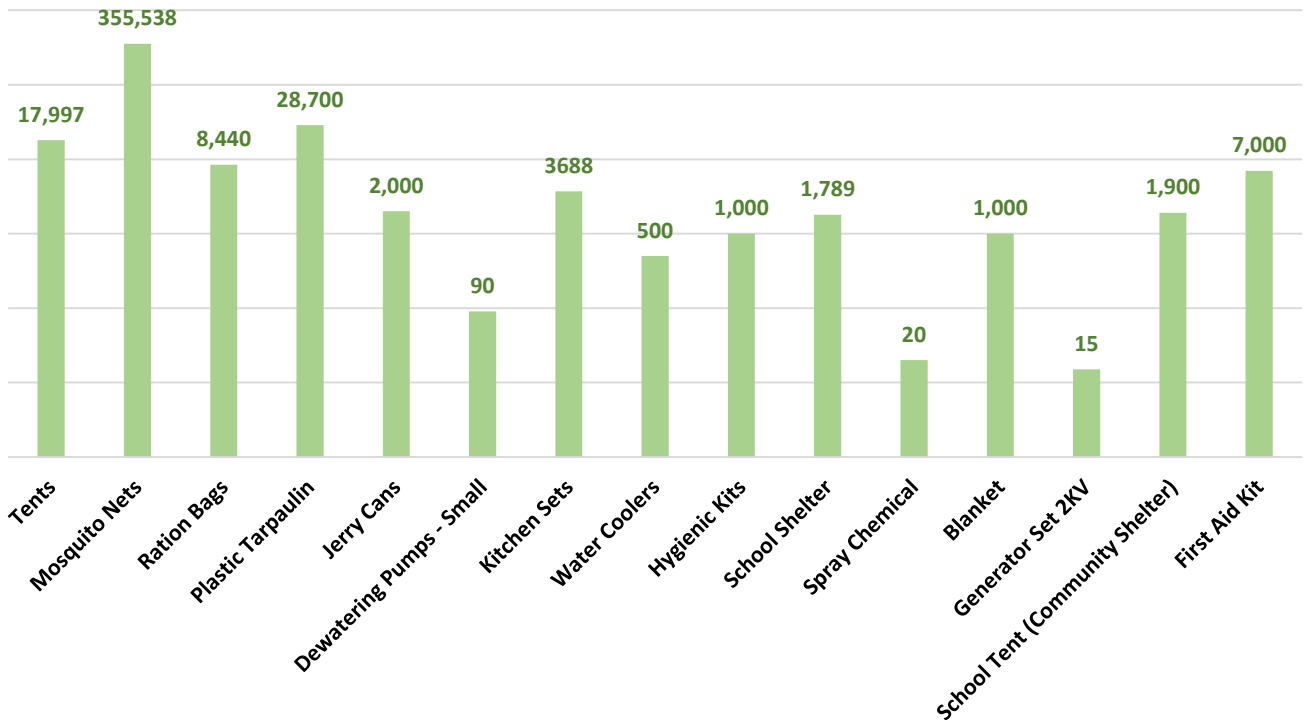
Relief Provided by PDMA/NDMA/District Administration

Ration Bags Dispatched (as of 10.09.2022)

Sr#	Districts	NDMA	PDMA	DCs	USC	M/s Kiryana	Chase	Total Received
1	Badin	500	2,000	-	4,500	-	-	7,000
2	Dadu	2,000	3,050	-	9,500	-	-	14,550
3	Ghotki	-	2,000	-	7,000	-	-	9,000
4	Hyderabad	-	500	-	-	-	1,000	1,500
5	Jacobabad	1,000	1,000	1,500	12,000	-	-	15,500
6	Jamshoro*	794	3,800	500	4,025	-	4,500	13,619
7	Kashmore @ Kandhkot	-	500	5,768	8,500	-	-	14,768
8	Kamber Shahdadkot	500	7,002	750	16,500	-	-	24,752
9	Khairpur	-	1,200	-	16,200	-	-	17,400
10	Larkana*	1,176	2,000	-	16,500	-	-	19,676
11	Mirpurkhas	-	2,200	7,600	-	-	2,500	12,300
12	Matiari	-	3,000	-	2,000	-	1,000	6,000
13	N.Feroze	-	550	-	2,000	-	-	2,550
14	Sukkur*	294	-	-	10,000	-	-	10,294
15	Shikarpur	1,000	1,500	34,400	8,500	-	-	45,400
16	SBA	-	6,500	-	-	8,000	-	14,500
17	Sanghar*	676	2,000	3,300	-	-	1,000	6,976
18	Sujawal	-	1,250	-	3,000	-	-	4,250
19	Tando Allahyar	-	2,750	-	1,000	-	1,000	4,750
20	Tando M.Khan	-	-	-	1,000	-	1,000	2,000
21	Thatta	500	2,000	-	-	-	-	2,500
22	Umerkot	-	2,500	-	-	-	2,500	5,000
		8,440	47,302	53,818	122,225	8,000	14,500	254,285



RELIEF PROVIDED BY NDMA THROUGH ARMY AND PDMA



Others:

Organization	Relief
FGRF(INGO)	Cooked Food (Daigs) : 1058
National Institute of Health	Mosquito Nets : 835,826

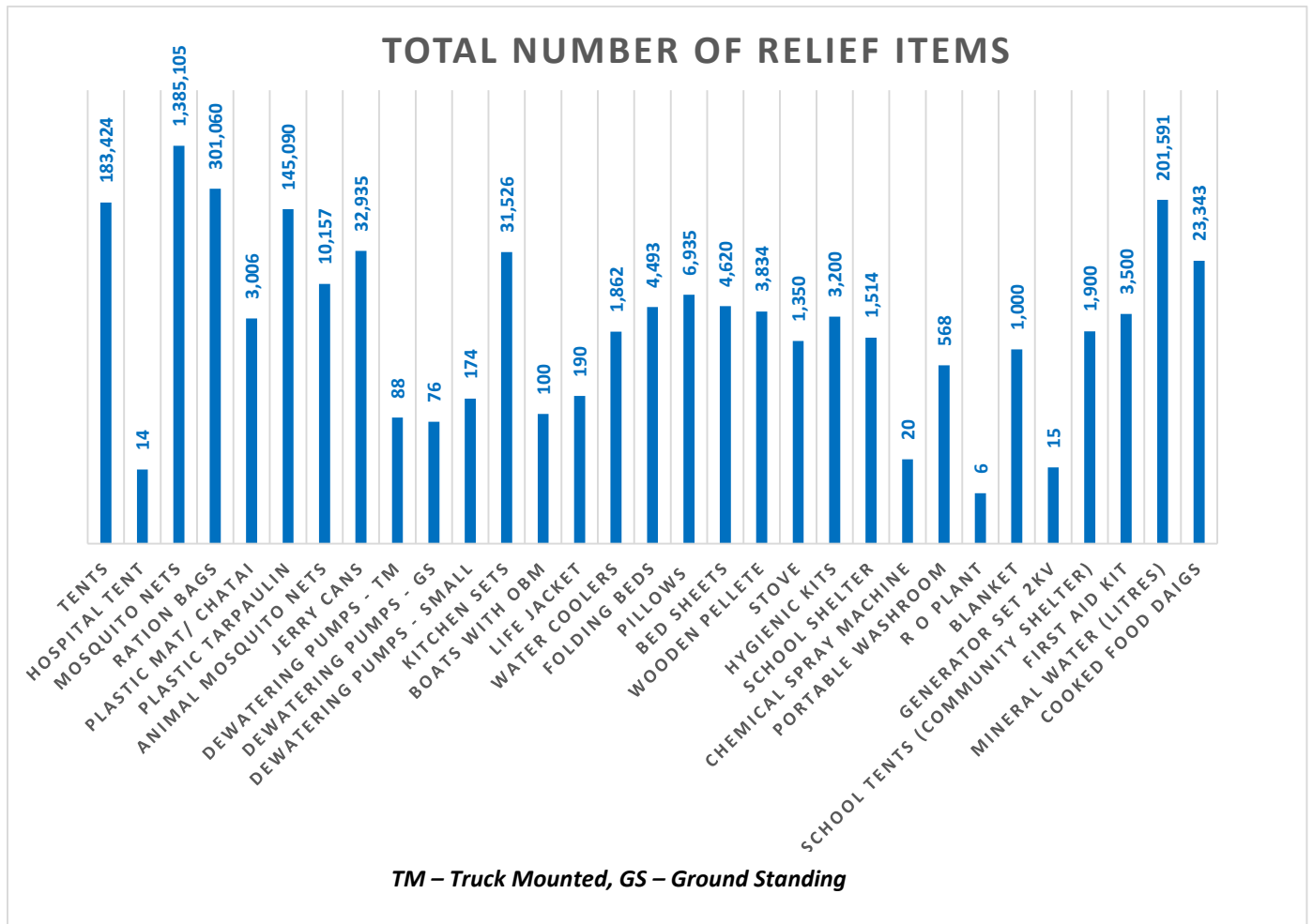
Relief Provided By UNHCR

Tents	1,000
Tarpaulin	1,000
Jerry Cans	500
Sanitary Kits	1,200
Sleeping Mats	760
Bucket	500
Soap	300

Relief Provided by Pak Navy

Tents	1,549
Mosquito Nets	2,700
Ration Bags	42,237
Drinking Water (litres)	200,850
Cooked Food	22,240

Foreign Assistance Through Army	
Tents	2,668
Hygiene Kits	1,000
Kitchen sets	972
Ration Bags	4,538
Boats with OBM	50
Blankets	640
Sleeping Mats	1,400
Baby Food	1,000
Medicines (tons)	8





PROVINCIAL DISASTER MANAGEMENT AUTHORITY
REHABILITATION DEPARTMENT
GOVERNMENT OF SINDH



Last 24 Hours (Already Included in Total):

Item Description	Tents	Mosquito Nets	Tarpuline Sheets	Jerry Cans	Buckets	Sleeping Mats	Soap	Sanitary Kit
Dadu	780	-	-	-	-	-	-	-
Sujawal	500	-	-	-	-	-	-	-
Thatta	-	-	1,000	-	-	-	-	-
SBA	200	-	2,000	250	500	760	300	400
TMK	-	2,000	-	-	-	-	-	-
MPK	200	-	-	-	-	-	-	-
Umerkot	-	5,000	-	-	-	-	-	-
Khairpur	-	-	-	-	-	-	-	400
Badin	400	-	-	-	-	-	-	-
Total	2,080	7,000	3,000	250	500	760	300	800

Sd/-
(KAZIM RAZA TALPUR)
INCHARGE PEOC
PDMA SINDH

