

No. PDMA (SINDH)/(SITREP)/2022/1045

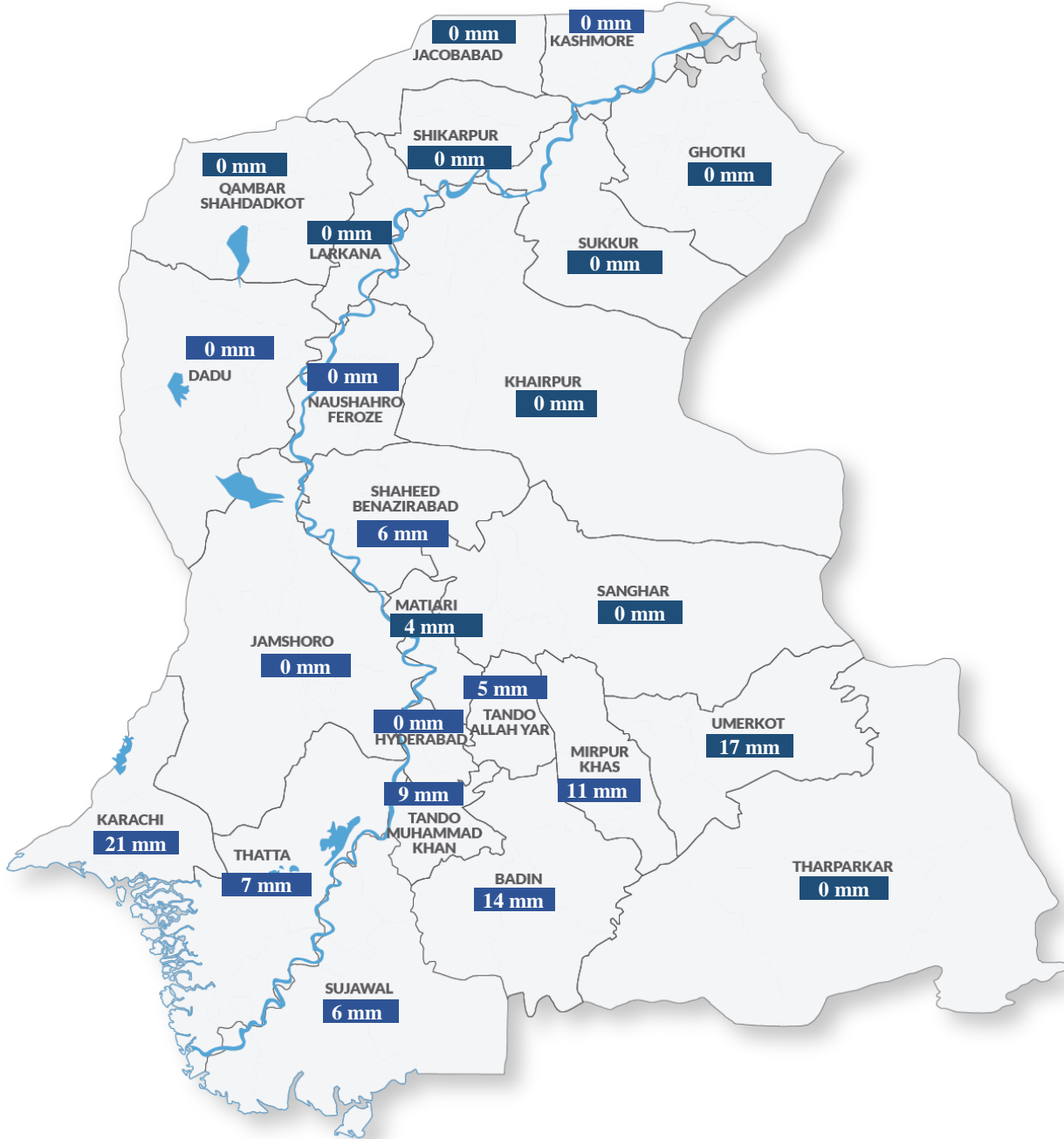
September 13, 2022

Period Covered: 22:00 hrs. 20-06-2022 to 12-09-2022 22:00 hrs.

DAILY SITUATION REPORT

Weather Situation Overview

Rainfall in Average (last 24 hrs.)



Source: CM Portal

Weather Forecast

- Rain with isolated heavy falls is expected in **Tharparker, Umerkot, Badin, Sanghar, Khairpur and Mirpurkhas** districts from 12 to 15th September, 2022, while in **Hyderabad, Tando Allahyar, Matiari, Jamshoro, Tando Muhammad Khan, Sujawal and Thatta** districts from 12 to 14th September, 2022.
- **Karachi** to experience hot & humid weather with Chances of moderate to heavy dust-thunderstorm/ rain at few places from 12 to 13 September.

Emergency No:
1736



Plot No. 26-C, Main Khayaban-e-Jami,
DHA Phase-VII, Karachi.



021-99332742
021-35381810



021-99332007

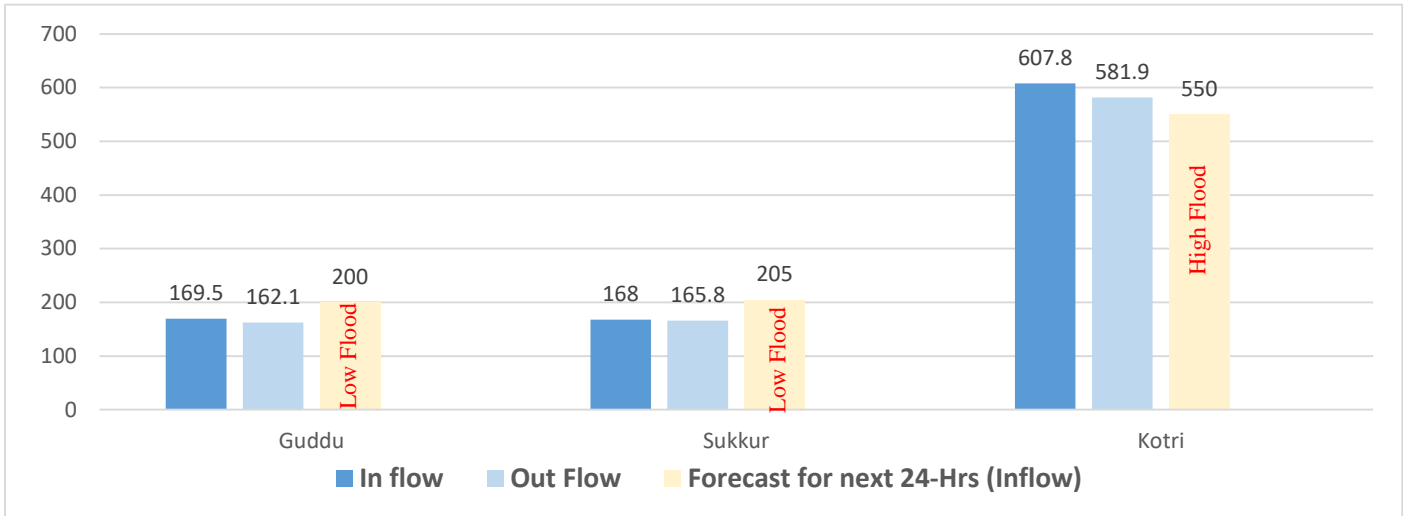


0335-5557362



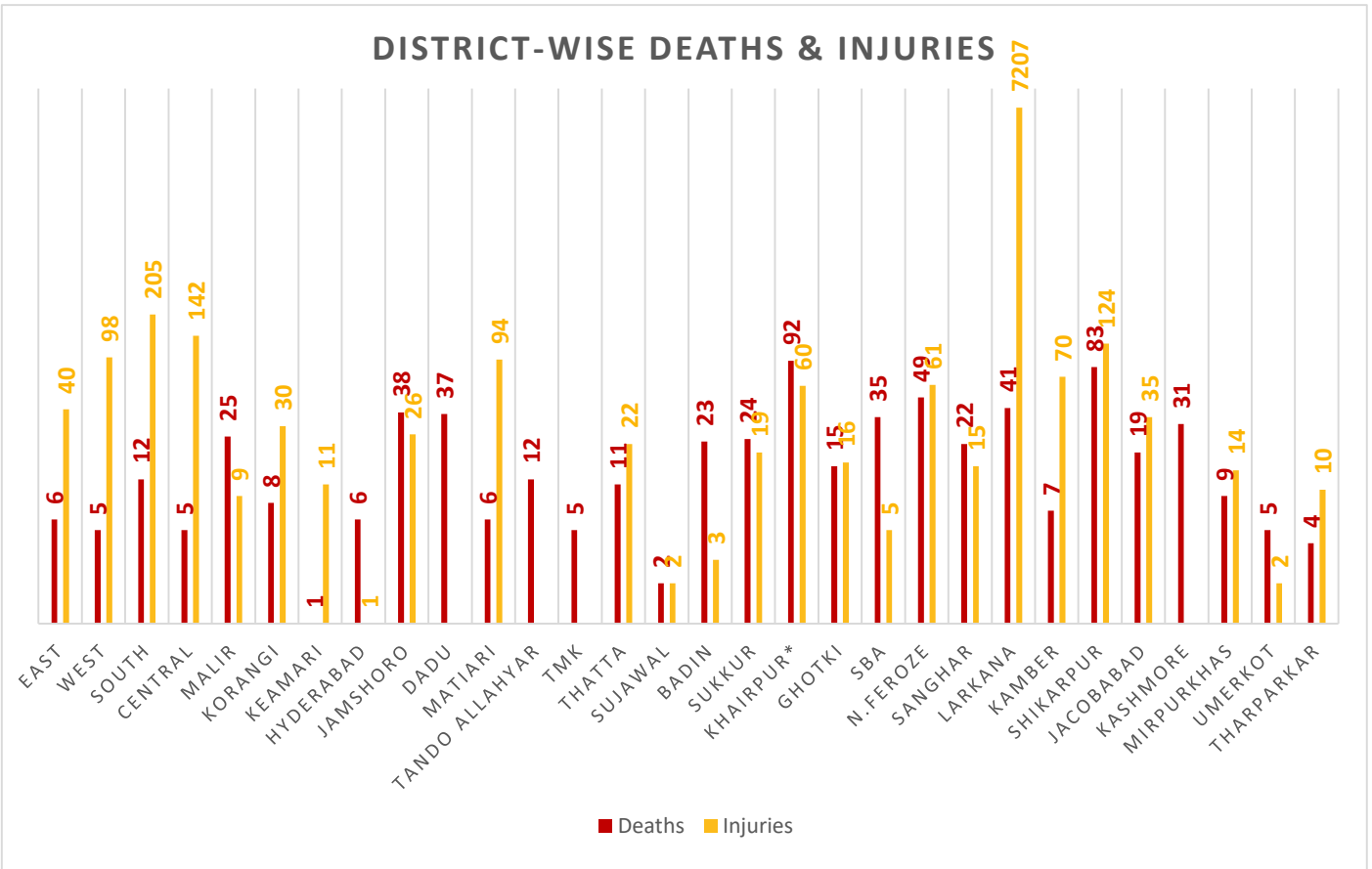
www.pdma.gos.pk

River Indus Discharge (in Thousands of Cusecs)



Source: Pakistan Meteorological Department - Flood Forecasting Division (FFD) – Bulletin No. B-090/22 Dated:12th September, 2022 10:50 hours (PST)

Summary of Losses




Death Data Source: Concerned Deputy Commissioners.

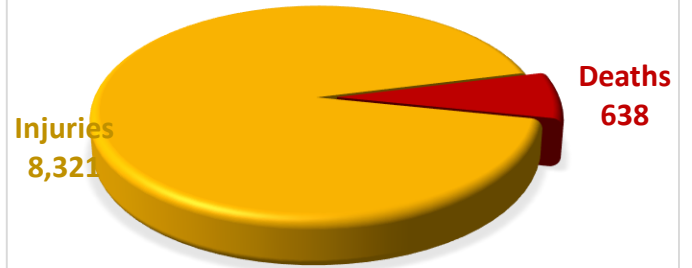
Injury Data Source: Directorate General Health Services, Hyderabad.

Note: 11,266 additional injuries have been reported by the Deputy Commissioners of Hyderabad, Dadu, Tando Allahyar, TMK, Khairpur, SBA, Sanghar, Larkana, Kamber Shahdadkot, Jacobabad, Kashmore, Shikarpur & Umerkot.

GENDER-WISE DISTRIBUTION



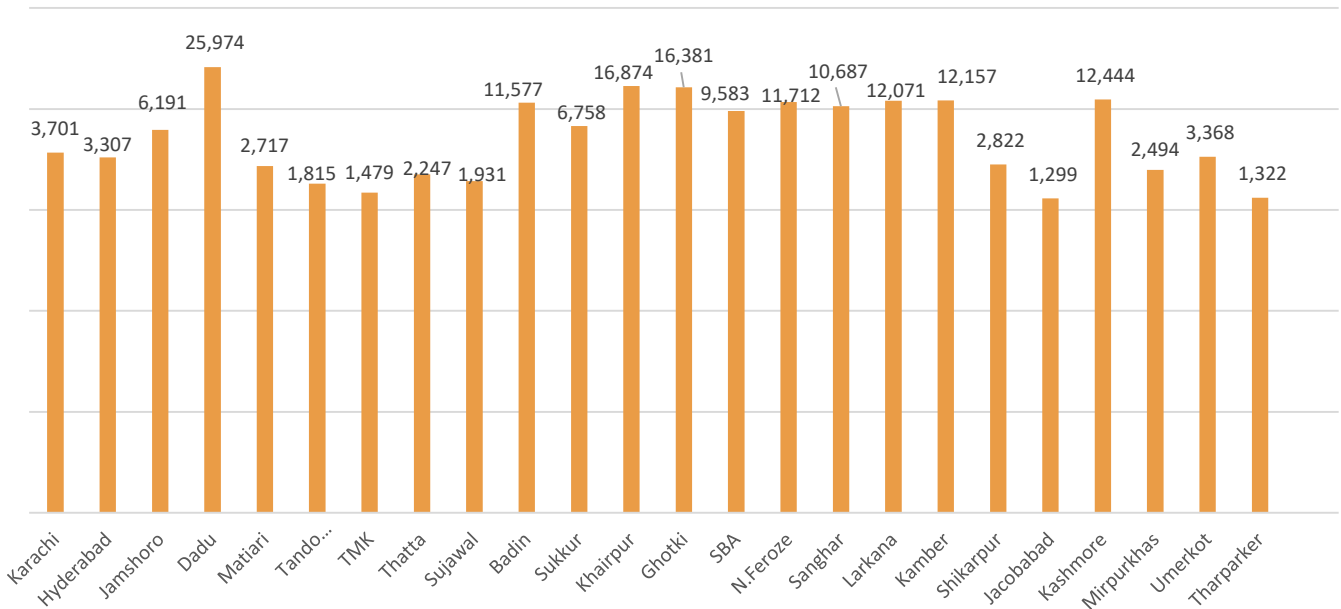
SUMMARY



Last 24 Hours (Already Included in Total):

Division	District	Deaths				Remarks
		M	F	C	T	
Sukkur	Khairpur	17	7	20	44	Deputy Commissioner Khairpur has reported that 17 Males, 07 Females and 20 Children died.
Total		17	7	20	44	

DISTRICT-WISE LIVESTOCK LOSS



Total Livestock Perished: 180,911

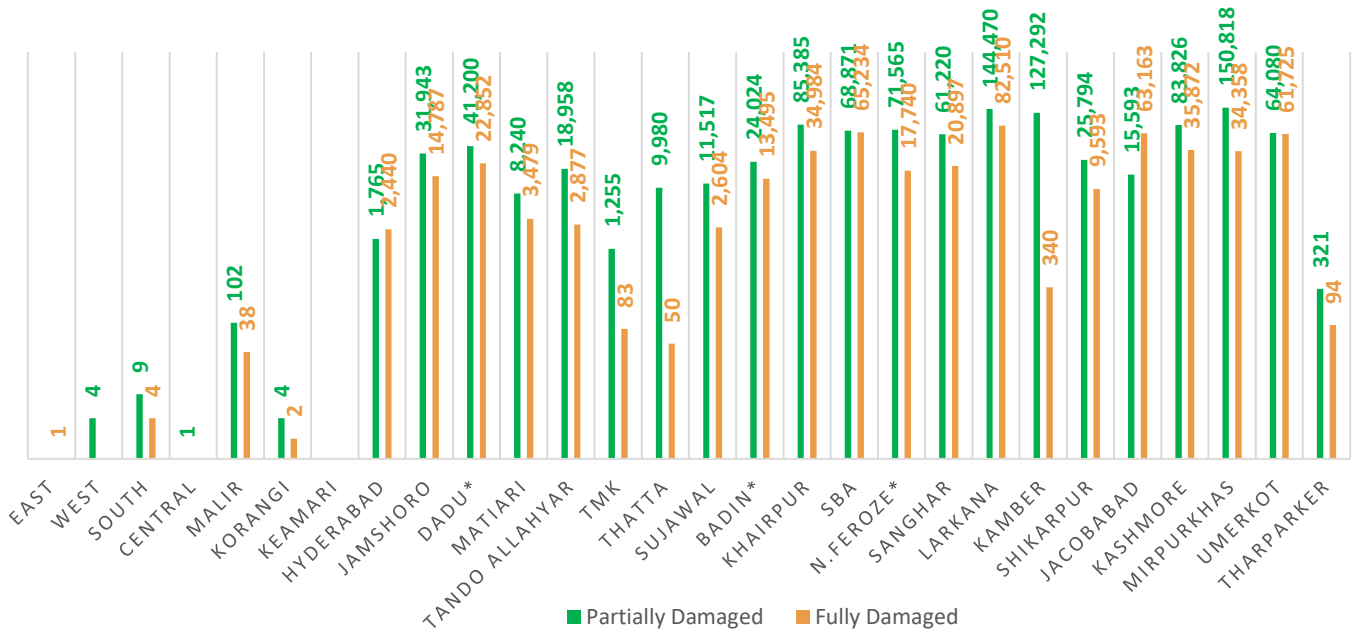
Last 24 Hours (Already Included in Total): 24,869

Livestock Data Source: DG Livestock Sindh.

Note:

Summary of Infrastructure & Private Property Damage

DISTRICT-WISE HOUSE DAMAGES



Total House Damage: Partially – 1,048,237 Fully – 489,222
Last 24 Hours (Already Included in Total): Partially – 2,340 Fully – 2,111

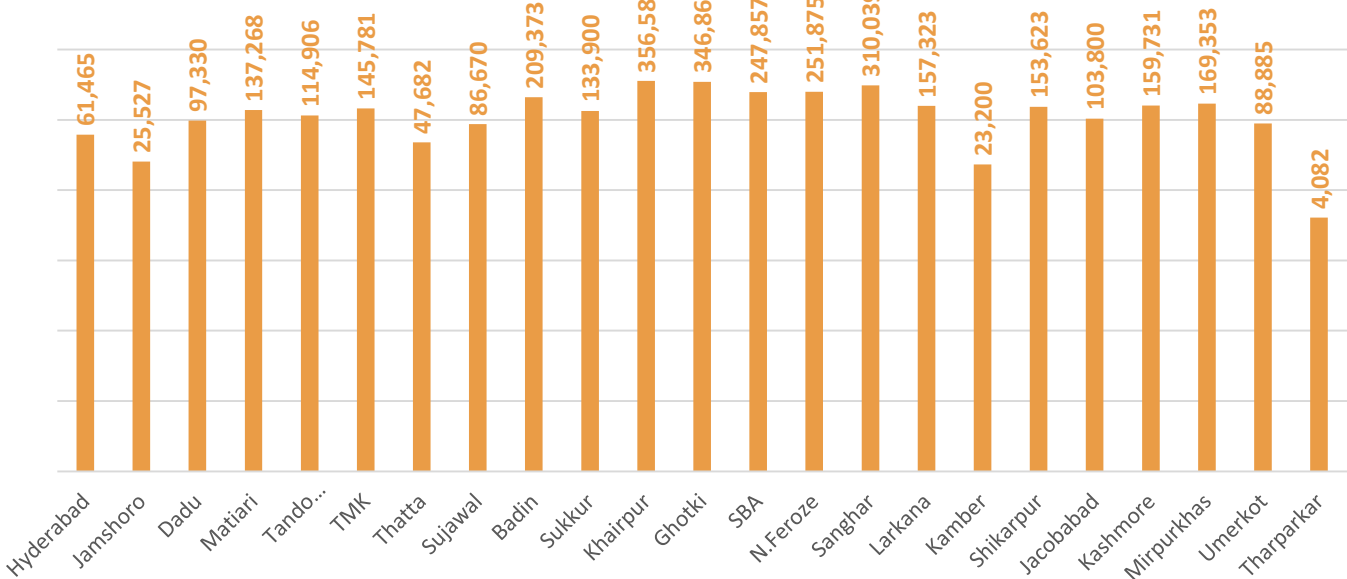
-Deputy Commissioner Sukkur and Ghotki has reported 29,299 houses damaged.

-House Damages (Grand Total- Last 24 hours): 4,451

Source: Concerned Deputy Commissioners.

Note: 80% of houses were partially damaged in District Larkana.

CROP AREA AFFECTED (IN ACRES)



Total Crop Area Damaged: 3,433,115

Last 24 Hours (Already Included in Total): 0

Source: Relief Department Sindh

Note: 3,408,424 Crop Area (acres) damaged have been reported by Agriculture Department



**PROVINCIAL DISASTER MANAGEMENT AUTHORITY
REHABILITATION DEPARTMENT
GOVERNMENT OF SINDH**



Division	District	No. of UC's Affected	No. of Roads	Road (km)	Bridge	Culverts	Causeway	Shop	Hotel	Masjid
Karachi	East	-	1	8	2	-	750	-	-	-
	West	-						-	-	
	South	18						1	-	
	Central	-						3	-	
	Malir	14						7	-	
	Korangi	2						-	-	
	Keamari	32						-	-	
Sub Total		66	1	8	2	-	750	11	-	-
Hyderabad	Hyderabad	160	13	76	2	-	-	-	-	-
	Jamshoro	28	42	516	15	9	1375	-	-	-
	Dadu	66	65	569	6	99	-	-	-	-
	Matiari	30	7	83	-	-	-	-	-	-
	Tando Allahyar	28	37	344	6	92	-	-	-	-
	TMK	7	7	118	0	6	-	-	-	-
	Thatta	40	39	291	23	233	-	-	-	-
	Sujawal	37	30	426	57	272	-	-	-	-
	Badin	68	53	799	13	82	0	5	2	3
Sub Total		464	293	3,221	122	793	1,375	5	2	3
Sukkur	Sukkur	49	20	181	1	25	-	11	-	-
	Khairpur	88	110	622	2	83	-	13	-	3
	Ghotki	66	24	252	-	-	-	-	-	-
Sub Total		203	154	1,055	3	108	-	24	-	3
SBA	SBA	59	58	951	15	45	-	-	-	-
	N.Feroze	68	60	727	2	124	-	-	-	-
	Sanghar	73	52	296	10	119	-	-	-	-
Sub Total		200	170	1,974	27	288	-	-	-	-
Larkana	Larkana	68	24	192	1	54	-	-	-	-
	Kamber-Shahdadkot	52	28	206	18	51	-	-	-	-
	Shikarpur	55	23	258	-	38	-	-	-	-
	Jacobabad	44	9	92	-	65	-	-	-	-
	Kashmore	41	24	289	1	14	-	-	-	-
Sub Total		260	108	1,037	20	222	-	-	-	-

Emergency No:
1736



Plot No. 26-C, Main Khayaban-e-Jami,
DHA Phase-VII, Karachi.



021-99332742
021-35381810



021-99332007



0335-5557362



www.pdma.gos.pk

Division	District	No. of UC's Affected	No. of Roads	Road (km)	Bridge	Culverts	Causeway	Shop	Hotel	Masjid
Mirpurkhas	Mirpurkhas	50	15	207	6	82	-	-	-	-
	Umerkot	42	21	332	-	69	-	-	-	-
	Tharparker	3	18	597	-	80	-	-	-	-
Sub Total		95	54	1,136	6	231	-	-	-	-
Grand Total		1,288	780	8,431	180	1,642	2,125	40	2	6

Last 24 Hours:

No. of UC's Affected: 0

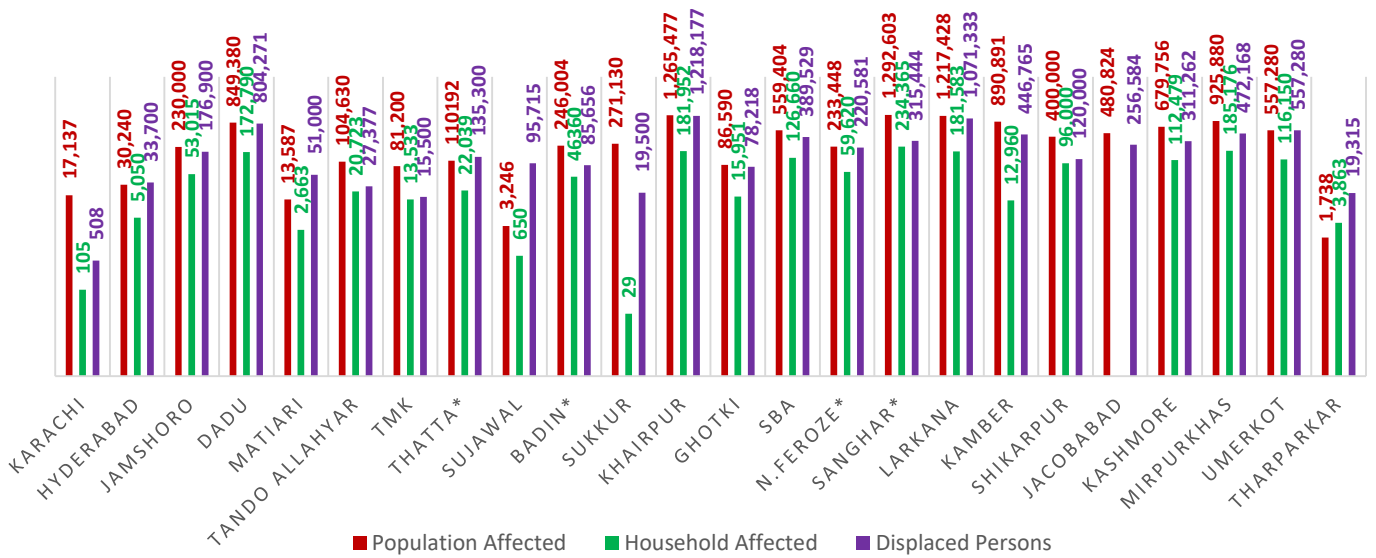
Source of UCs Affected: Relief Department Sindh

Source of Infrastructure Damage: Works & Services Department Sindh

Note: Works & Services Department has reported that 2,548 Government buildings have been damaged

Relief Camps Established by DDMA's / Deputy Commissioners

POPULATION AFFECTED



Total Population Affected: 10,548,065
Total Households Affected: 1,663,716
Total Number of Person Displaced: 6,922,083

Last 24 Hours (Already Included in Total):

Population Affected: 25,840
Households Affected: 5,120



**PROVINCIAL DISASTER MANAGEMENT AUTHORITY
REHABILITATION DEPARTMENT
GOVERNMENT OF SINDH**



Division	District	Relief Camps Established	Persons in Relief Camps (Last 24hrs)			
			M	F	C	T
Karachi	East	15	-	-	-	6,341
	West	7	-	-	-	3,705
	Korangi	2	-	-	-	505
	Malir	8	-	-	-	4,794
	Central	2	-	-	-	0
	Keamari	7	-	-	-	783
Sub Total		41	-	-	-	16,128
Hyderabad	Hyderabad	29	-	-	-	6,530
	Jamshoro	15	10,100	10,600	14,300	35,000
	Dadu	154	11,060	13,920	20,129	45,109
	Matari	73	-	-	-	5,459
	Tando Allahyar	09	798	845	786	2,429
	Thatta*	12	-	-	-	22,109
	Sujawal	4	-	-	-	-
	Badin*	-	1,783	1,867	2,084	5,734
Sub Total		296	23,741	27,232	37,299	122,370
Sukkur	Sukkur	41	-	-	-	12,990
	Khairpur	183	-	-	-	47,300
	Ghotki	45	1,636	1,757	5,978	8,372
Sub Total		269	1,636	1,757	5,978	68,662
SBA	SBA	77	3,481	3,330	7,877	14,688
	N.Feroze*	351	11,701	11,952	21,493	45,146
	Sanghar*	151	6,722	7,180	14,186	28,088
Sub Total		579	21,904	22,462	43,556	87,922
Larkana	Larkana	290	36,523	48,695	60,877	146,095
	Kamber-Shahdadkot	6	-	-	-	-
	Shikarpur	46	-	-	-	21,364
	Jacobabad	112	-	-	-	29,346
	Kashmore*	27	107	151	258	516
Sub Total		481	36,630	48,846	61,135	197,321
Mirpurkhas	Mirpurkhas	35	13,578	11,958	8,892	34,428
	Umerkot	17	1,146	925	899	2,970
Sub Total		52	14,724	12,883	9,791	37,398
Grand Total		1,718	98,635	113,180	157,759	529,801

Last 24 Hours (Already Included in Total):

Relief Camps: 2

Source: Concerned Deputy Commissioners of Sindh.

Note:

**Emergency No:
1736**



Plot No. 26-C, Main Khayaban-e-Jami,
DHA Phase-VII, Karachi.



021-99332742
021-35381810



021-99332007



0335-5557362

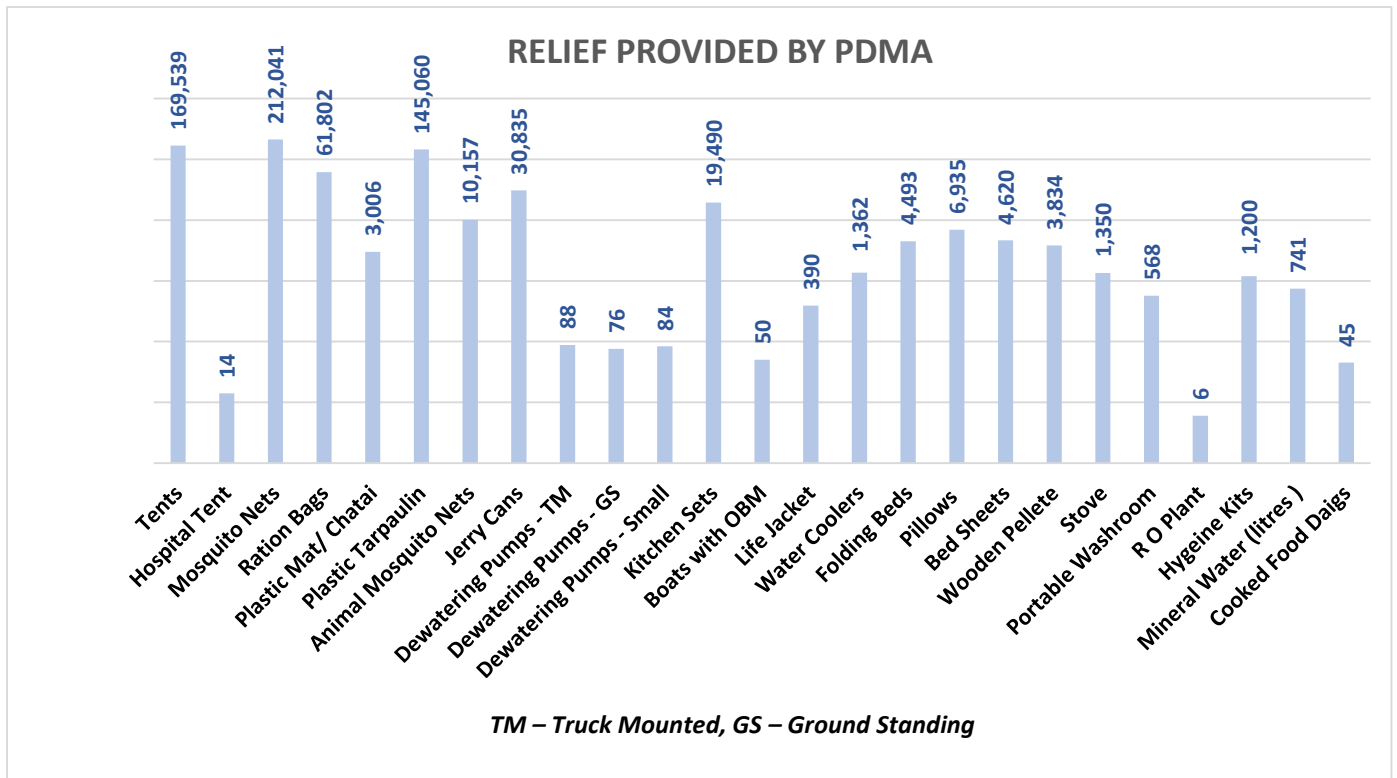


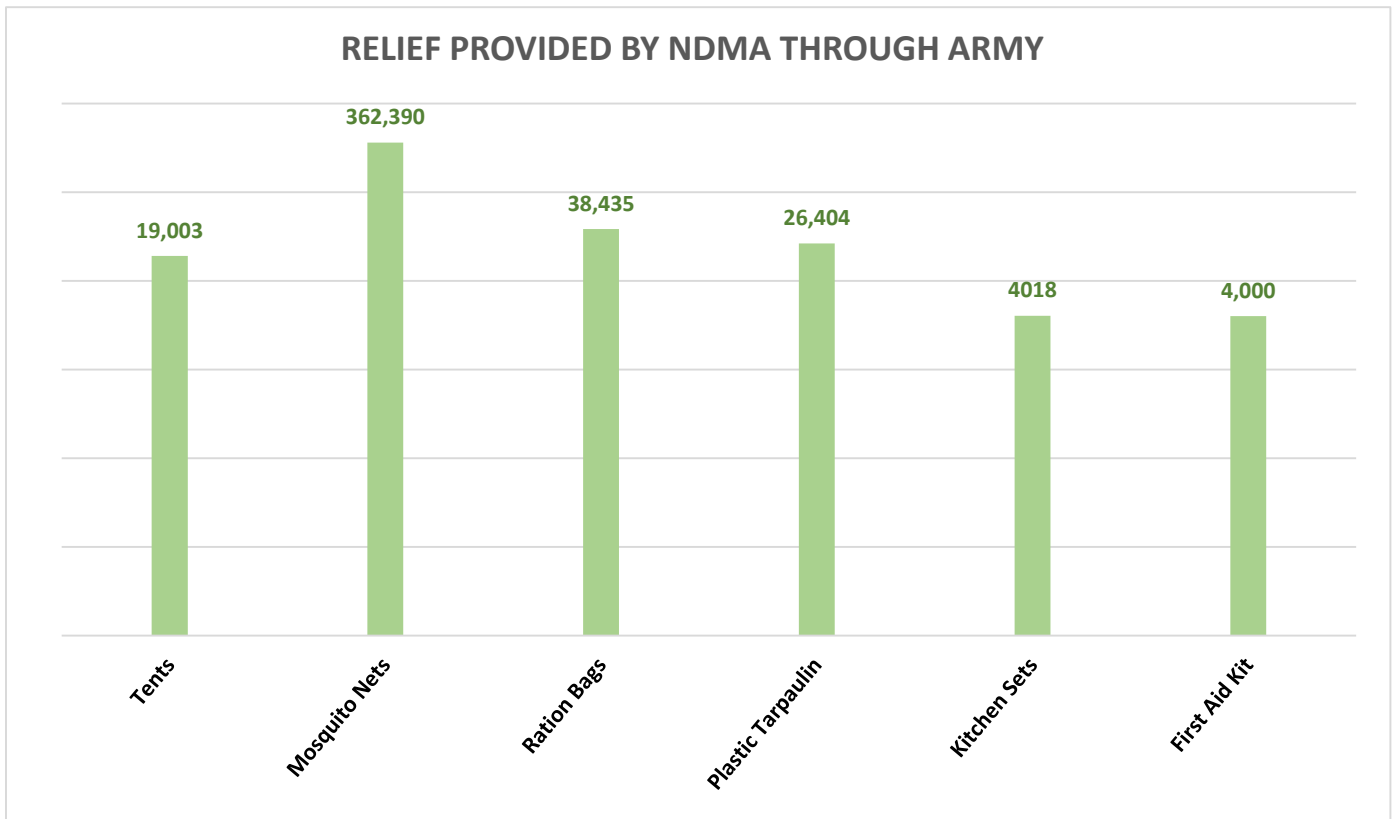
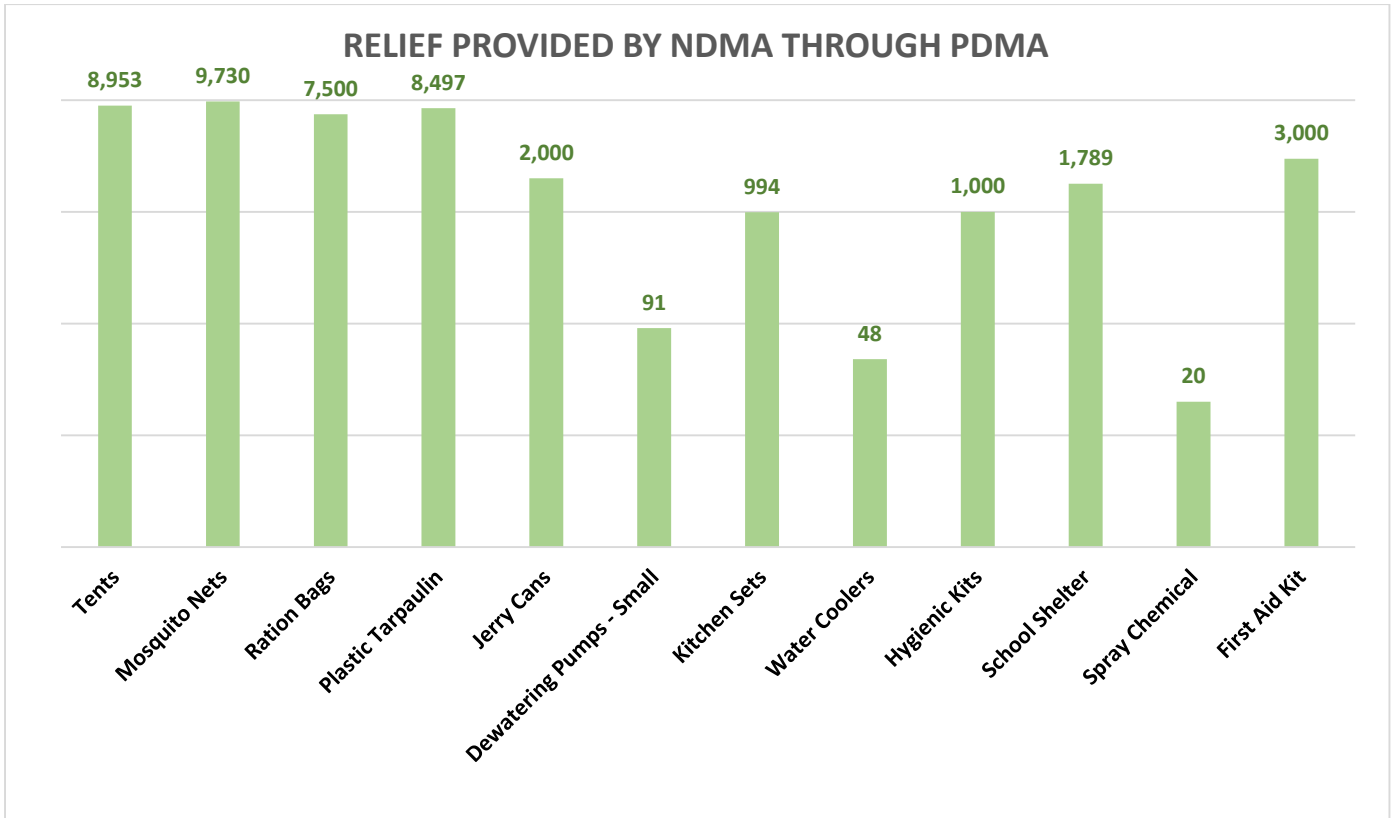
www.pdma.gos.pk

Relief Provided by PDMA/NDMA/District Administration

Ration Bags Dispatched (as of 12.09.22)

Sr #	Districts	NDMA (Through PDMA and Army)	PDMA	DCs	USC	UN-WFP	Foreign Assistance Through Army	Pak Navy	Total Received
1	Badin	500	2,000	-	3,500	-	985	-	6,985
2	Dadu	2,000	3,050	-	15,500	-	680	3,606	24,836
3	Hyderabad	-	1,500	-	-	-	-	-	1,500
4	Jamshoro	10,500	9,300	500	9,025	-	-	-	29,325
5	Matiari	-	4,000	-	2,000	-	-	-	6,000
6	Sujawal	-	1,250	-	5,000	-	-	5,012	11,262
7	Tando Allahyar	-	3,750	-	1,000	-	-	-	4,750
8	Tando M. khan	-	1,000	-	1,000	-	-	-	2,000
9	Thatta	500	2,000	-	3,000	-	-	-	5,500
10	Jacobabad	6,099	2,000	1,500	14,000	3,850	-	-	27,449
11	Kamber Shahdaktot	4,069	7,002	750	18,000	-	1,040	8,060	38,921
12	Kashmore @ Kandhkot	-	500	5,768	8,500	-	-	-	14,768
13	Larkana	7,000	2,000	-	20,500	1,186	-	-	30,686
14	Shikarpur	6,100	1,500	36,900	10,500	-	-	-	55,000
15	Ghotki	-	2,000	-	7,000	-	-	-	9,000
16	Khairpur	2,045	200	-	20,200	3,637	360	-	26,442
17	Sukkur	-	-	-	21,000	-	-	2,850	23,850
18	N.Feroze	640	550	-	2,000	887	725	-	4,802
19	Sanghar	6,500	2,000	3,300	-	2,777	-	18,341	32,918
20	SBA	-	6,500	12,000	-	-	-	-	18,500
21	MirpurKhas	-	4,700	7,600	-	-	-	4,368	16,668
22	Umerkot	-	5,000	-	-	-	-	-	5,000
	Grand Total	45,953	61,802	68,318	161,725	12,337	3,790	42,237	396,162



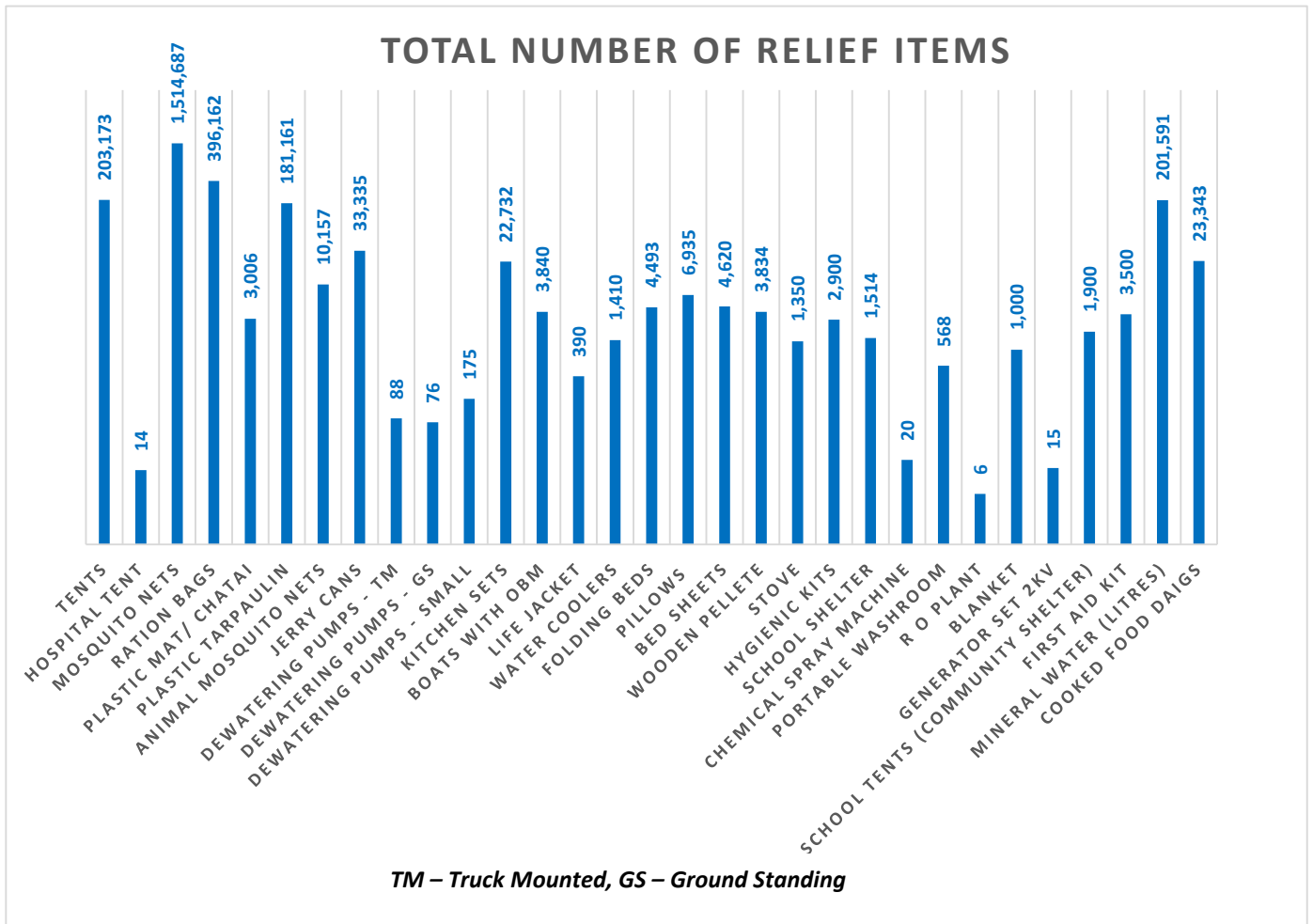


Others:

Organization	Relief
FGRF(INGO)	Cooked Food (Daigs) : 1058
National Institute of Health	Mosquito Nets : 927,826

Relief Provided By UNHCR	
Tents	1,000
Tarpaulin	1,000
Jerry Cans	500
Sanitary Kits	1,200
Sleeping Mats	1,520
Bucket	1,000
Soap	600

Relief Provided by Pak Navy	
Tents	1,549
Mosquito Nets	2,700
Ration Bags	42,237
Drinking Water (litres)	200,850
Cooked Food	22,240





PROVINCIAL DISASTER MANAGEMENT AUTHORITY
REHABILITATION DEPARTMENT
GOVERNMENT OF SINDH



Foreign Assistance Through Army	
Tents	2,364
Hygiene Kits	260
Kitchen sets	864
Ration Bags	3,790
Boats	50
Blankets	640
Sleeping Mats	700
Baby Food	250
Medicines (tons)	8

Last 24 Hours (Already Included in Total):

Item Description	Tents	Tarpaulin Sheets
Tharparkar	1,200	-
Dadu	500	-
Umerkot	-	7,000
SBA	-	4,500
N.Feroze	500	-
Jacobabad	1,902	-
Shikarpur	500	-
Badin	-	9,700
Larkana	2,256	-
Total	6,858	21,200

Sd/-
(KAZIM RAZA TALPUR)
INCHARGE PEOC
PDMA SINDH

Emergency No:
1736



Plot No. 26-C, Main Khayaban-e-Jami,
DHA Phase-VII, Karachi.



021-99332742
021-35381810



021-99332007



0335-5557362



www.pdma.gos.pk