



No. PDMA (SINDH)/(SITREP)/2022/1073

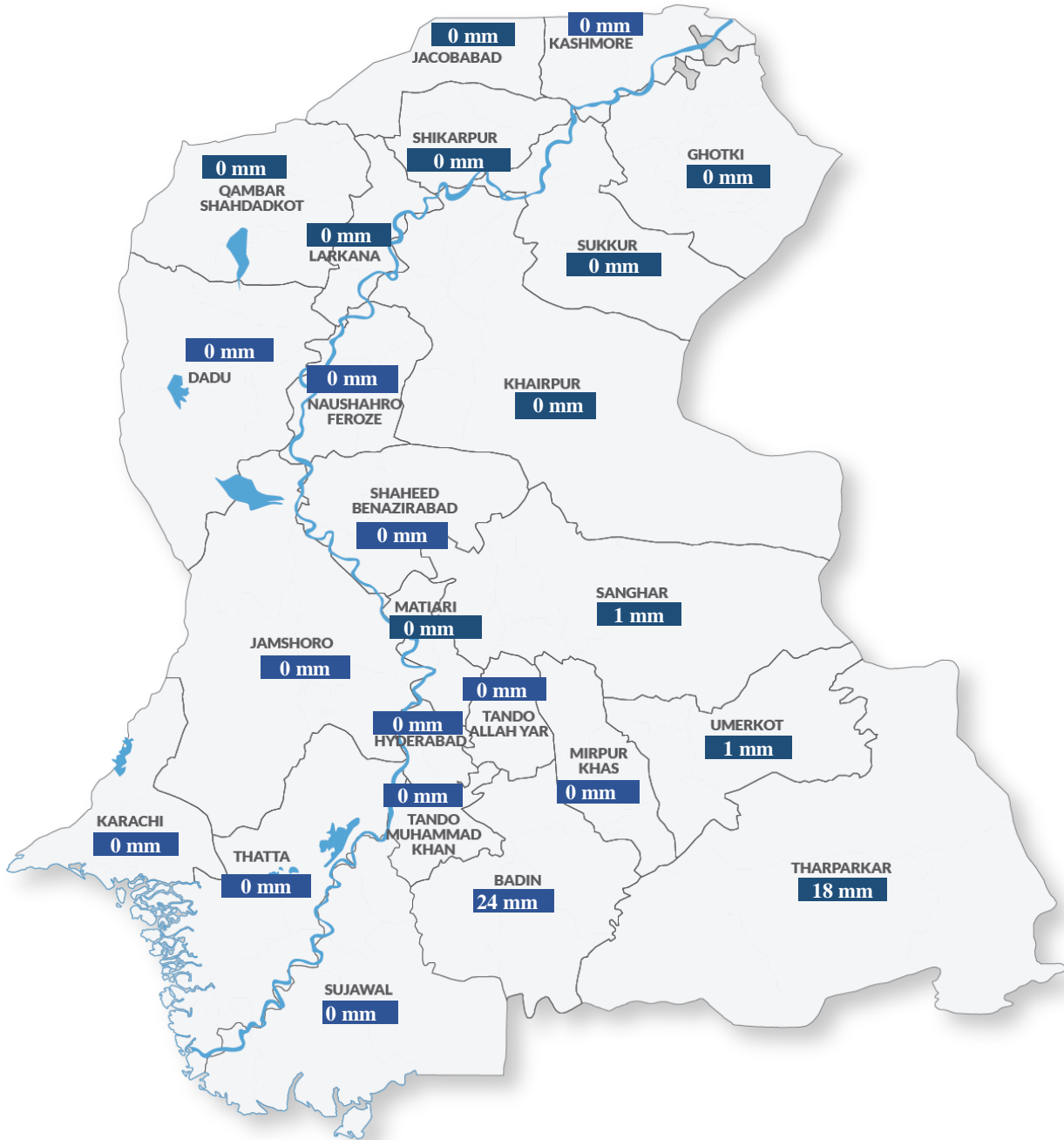
September 15, 2022

Period Covered: 22:00 hrs. 20-06-2022 to 14-09-2022 22:00 hrs.

## DAILY SITUATION REPORT

### Weather Situation Overview

Rainfall in Average (last 24 hrs.)



Source: CM Portal

### Weather Forecast

- Nothing to Report (NTR)

Emergency No:  
**1736**



Plot No. 26-C, Main Khayaban-e-Jami,  
DHA Phase-VII, Karachi.



021-99332742  
021-35381810



021-99332007

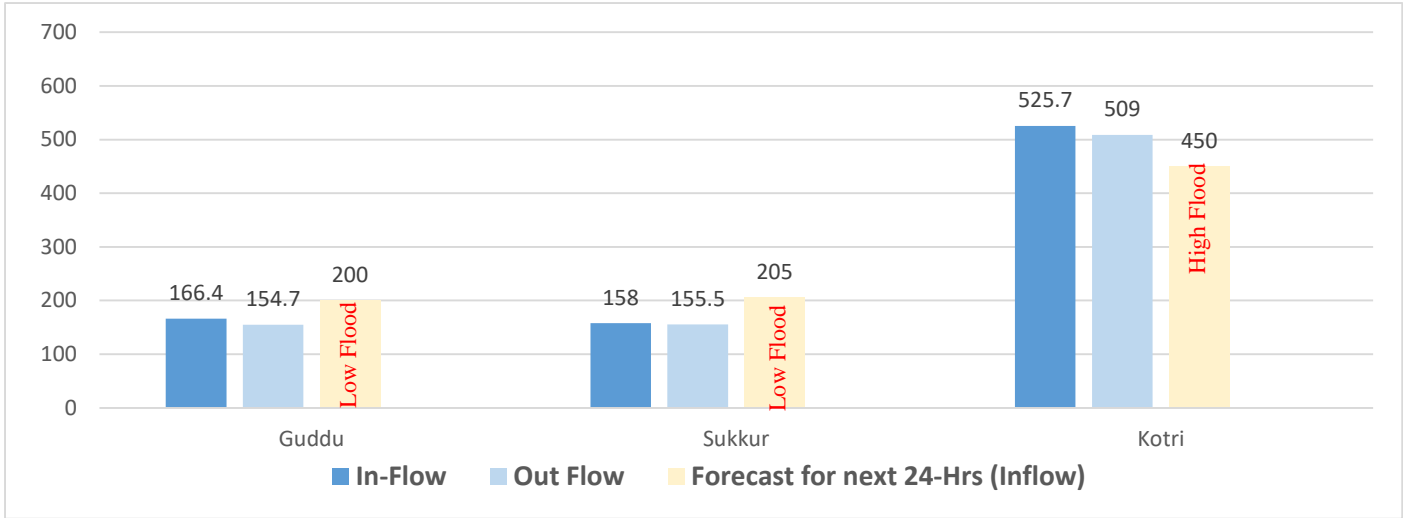


0335-5557362



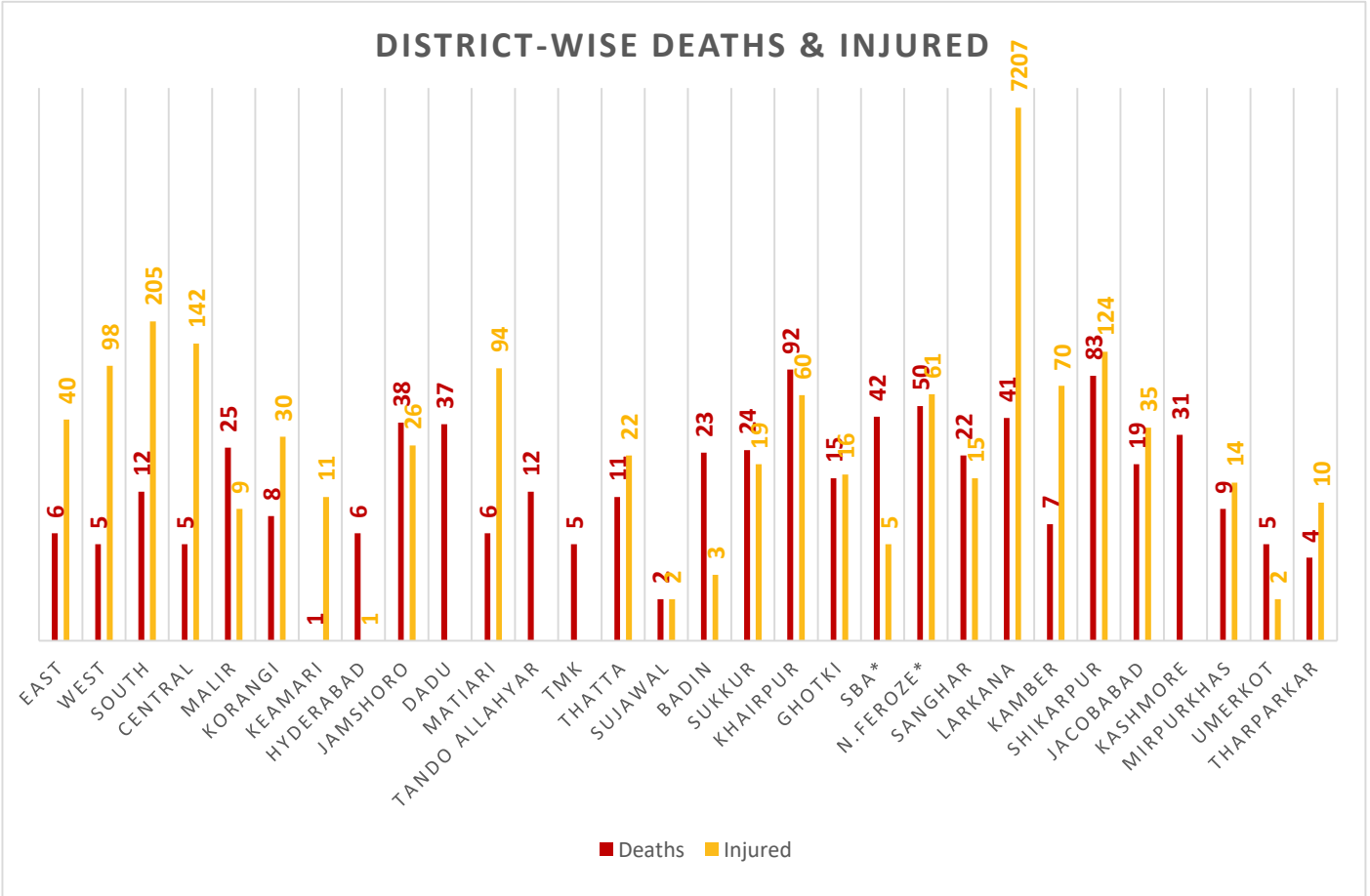
www.pdma.gos.pk

## River Indus Discharge (in Thousands of Cusecs)



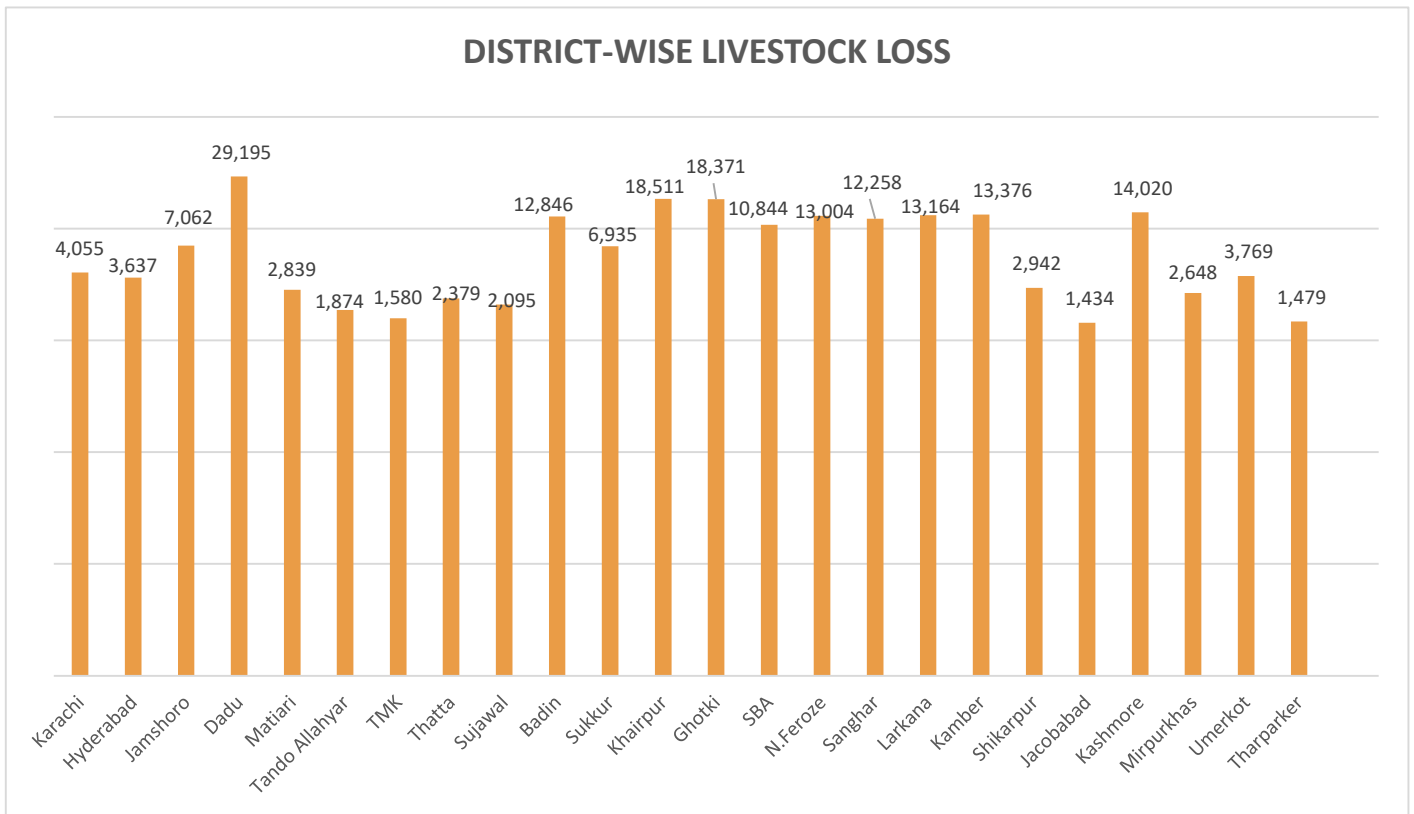
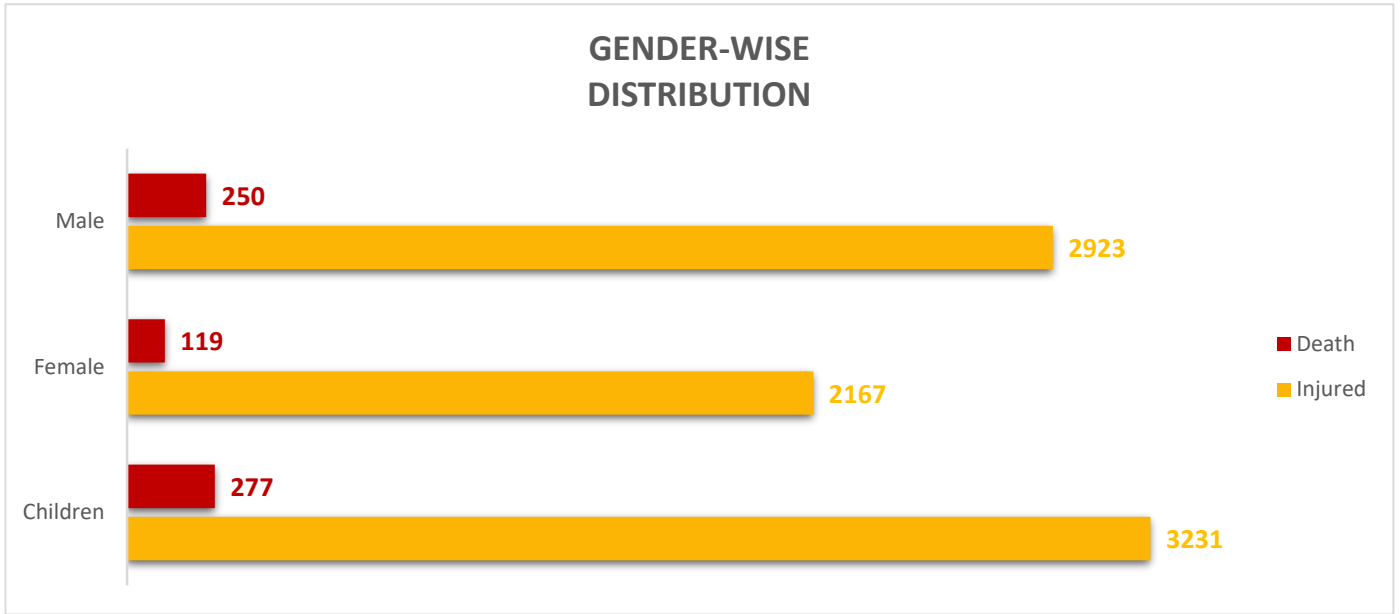
**Source:** Pakistan Meteorological Department - Flood Forecasting Division (FFD) – Bulletin No. B-092/22 Dated: 14<sup>th</sup> September, 2022 10:40 AM (PST)

## Summary of Losses



**Total No of Deaths:** 646  
**Total No of Injured:** 8,321

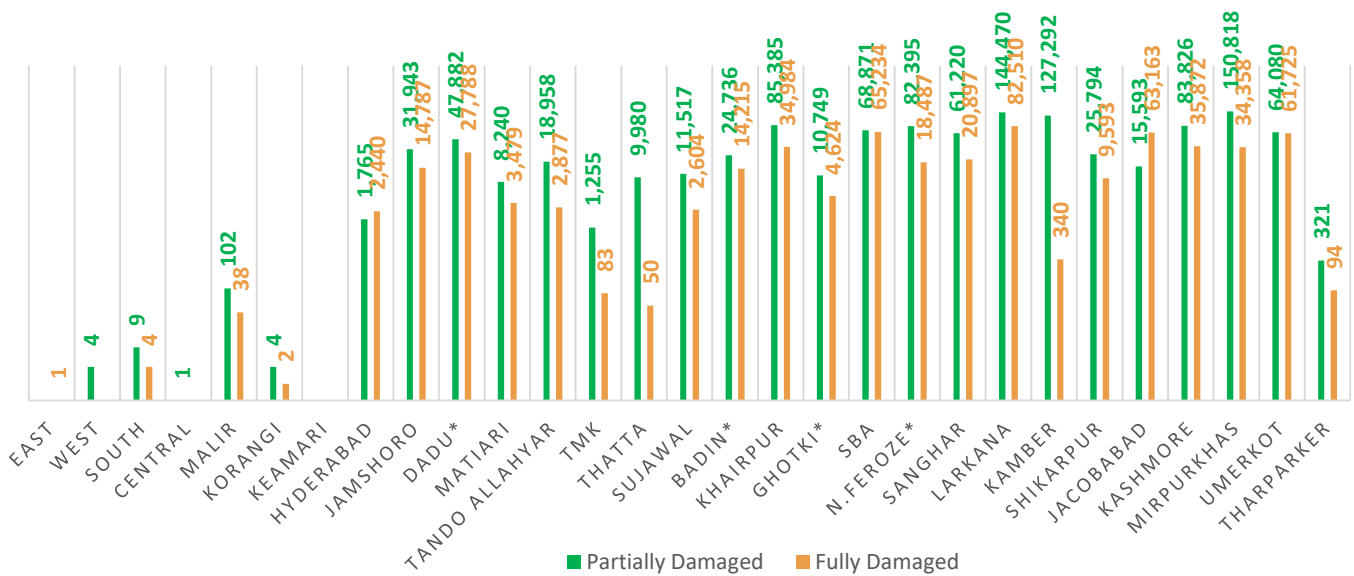
**Death Data Source:** Concerned Deputy Commissioners.  
**Injury Data Source:** Directorate General Health Services, Hyderabad..



**Total Livestock Perished: 200,317**  
Livestock Data Source: DG Livestock Sindh.

## Summary of Infrastructure & Private Property Damage

### DISTRICT-WISE HOUSE DAMAGES



**Partially Damaged – 1,077,210**

**Fully Damaged – 500,249**

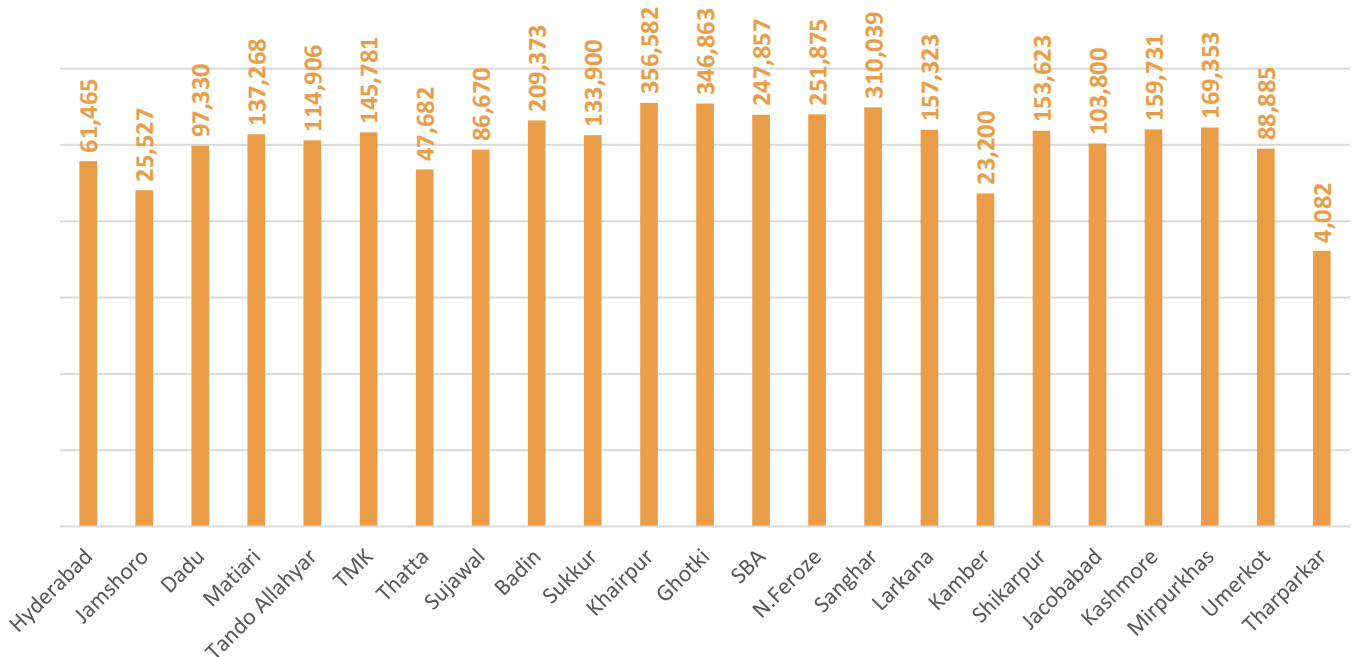
**District Sukkur house damaged – 20,631**

**Grand Total – 1,598,090**

*Source: Concerned Deputy Commissioners.*

**Note:** Deputy Commissioner Sukkur has not categorized the data of total house damage, however the categorical distribution of damage will be reflected when received

### CROP AREA AFFECTED (IN ACRES)



**Total Crop Area Damaged: 3,433,115**

*Source: Relief Department Sindh*

**Note:** 3,408,424 Crop Area (acres) damaged have been reported by Agriculture Department



**PROVINCIAL DISASTER MANAGEMENT AUTHORITY  
REHABILITATION DEPARTMENT  
GOVERNMENT OF SINDH**



Division	District	No. of UC's Affected	No. of Roads	Road (km)	Bridge	Culverts	Causeway	Shop	Hotel	Masjid
Karachi	East	-	1	8	2	-	750	-	-	-
	West	-						-	-	-
	South	18						1	-	-
	Central	-						3	-	-
	Malir	14						7	-	-
	Korangi	2						-	-	-
	Keamari	32						-	-	-
<b>Sub Total</b>		<b>66</b>	<b>1</b>	<b>8</b>	<b>2</b>	<b>-</b>	<b>750</b>	<b>11</b>	<b>-</b>	<b>-</b>
Hyderabad	Hyderabad	160	13	76	2	-	-	-	-	-
	Jamshoro	28	42	516	15	9	1375	-	-	-
	Dadu	66	65	569	6	99	-	-	-	-
	Matiari	30	7	83	-	-	-	-	-	-
	Tando Allahyar	28	37	344	6	92	-	-	-	-
	TMK	7	7	118	0	6	-	-	-	-
	Thatta	40	39	291	23	233	-	-	-	-
	Sujawal	37	30	426	57	272	-	-	-	-
	Badin	68	53	799	13	82	0	5	2	3
<b>Sub Total</b>		<b>464</b>	<b>293</b>	<b>3,221</b>	<b>122</b>	<b>793</b>	<b>1,375</b>	<b>5</b>	<b>2</b>	<b>3</b>
Sukkur	Sukkur	49	20	181	1	25	-	11	-	-
	Khairpur	88	110	622	2	83	-	13	-	3
	Ghotki	66	24	252	-	-	-	-	-	-
<b>Sub Total</b>		<b>203</b>	<b>154</b>	<b>1,055</b>	<b>3</b>	<b>108</b>	<b>-</b>	<b>24</b>	<b>-</b>	<b>3</b>
SBA	SBA	59	58	951	15	45	-	-	-	-
	N.Feroze	68	60	727	2	124	-	-	-	-
	Sanghar	73	52	296	10	119	-	-	-	-
<b>Sub Total</b>		<b>200</b>	<b>170</b>	<b>1,974</b>	<b>27</b>	<b>288</b>	<b>-</b>	<b>-</b>	<b>-</b>	<b>-</b>
Larkana	Larkana	68	24	192	1	54	-	-	-	-
	Kamber-Shahdadkot	52	28	206	18	51	-	-	-	-
	Shikarpur	55	23	258	-	38	-	-	-	-
	Jacobabad	44	9	92	-	65	-	-	-	-
	Kashmore	41	24	289	1	14	-	-	-	-
<b>Sub Total</b>		<b>260</b>	<b>108</b>	<b>1,037</b>	<b>20</b>	<b>222</b>	<b>-</b>	<b>-</b>	<b>-</b>	<b>-</b>

**Emergency No:**  
**1736**



Plot No. 26-C, Main Khayaban-e-Jami,  
DHA Phase-VII, Karachi.



021-99332742  
021-35381810



021-99332007



0335-5557362



www.pdma.gos.pk

Division	District	No. of UC's Affected	No. of Roads	Road (km)	Bridge	Culverts	Causeway	Shop	Hotel	Masjid
Mirpurkhas	Mirpurkhas	50	15	207	6	82	-	-	-	-
	Umerkot	42	21	332	-	69	-	-	-	-
	Tharparker	3	18	597	-	80	-	-	-	-
<b>Sub Total</b>		<b>95</b>	<b>54</b>	<b>1,136</b>	<b>6</b>	<b>231</b>	<b>-</b>	<b>-</b>	<b>-</b>	<b>-</b>
<b>Grand Total</b>		<b>1,288</b>	<b>780</b>	<b>8,431</b>	<b>180</b>	<b>1,642</b>	<b>2,125</b>	<b>40</b>	<b>2</b>	<b>6</b>

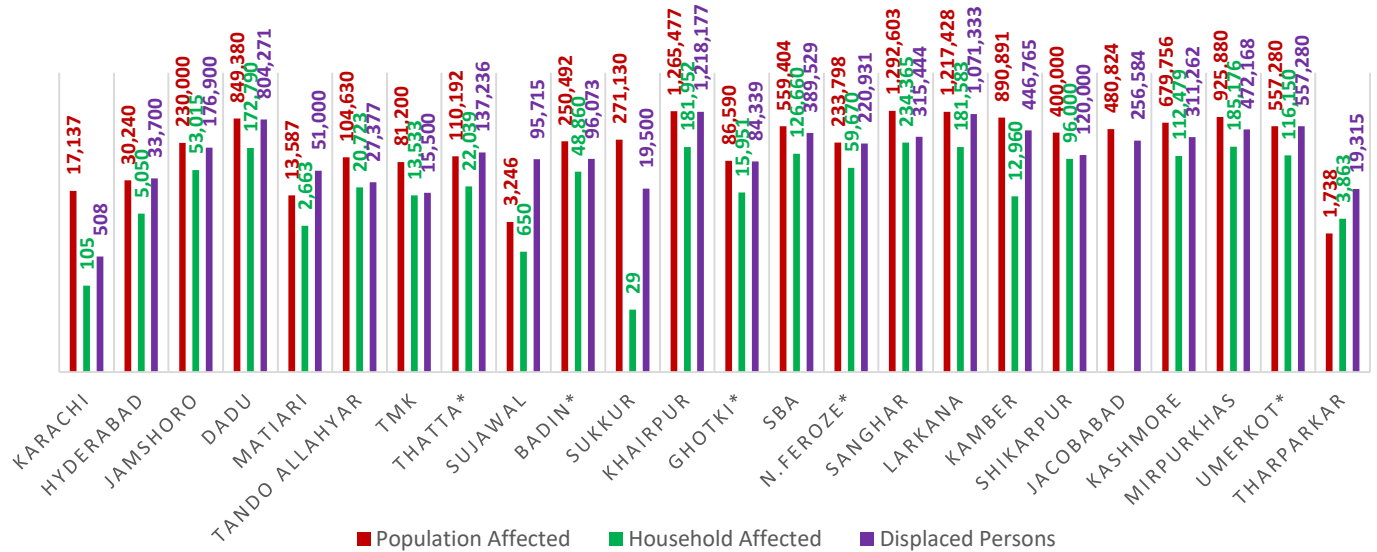
Source of UCs Affected: Relief Department Sindh

Source of Infrastructure Damage: Works & Services Department Sindh

**Note:** Works & Services Department has reported that 2,548 Government buildings have been damaged

## Relief Camps Established by DDMA's / Deputy Commissioners

### POPULATION AFFECTED



**Total Population Affected: 10,552,903**

**Total Households Affected: 1,666,266**

**Total Number of Person Displaced: 6,940,907**





**PROVINCIAL DISASTER MANAGEMENT AUTHORITY  
REHABILITATION DEPARTMENT  
GOVERNMENT OF SINDH**



Division	District	Relief Camps Established	Persons in Relief Camps (Last 24hrs)			
			M	F	C	T
Karachi	East	15	-	-	-	6,341
	West	7	-	-	-	3,705
	Korangi	2	-	-	-	505
	Malir	8	-	-	-	4,794
	Central	2	-	-	-	0
	Keamari	7	-	-	-	783
<b>Sub Total</b>		<b>41</b>	<b>-</b>	<b>-</b>	<b>-</b>	<b>16,128</b>
Hyderabad	Hyderabad	29	-	-	-	6,530
	Jamshoro	15	10,100	10,600	14,300	35,000
	Dadu	154	11,060	13,920	20,129	45,109
	Matari	73	-	-	-	5,459
	Tando Allahyar	09	798	845	786	2,429
	Thatta*	12	-	-	-	25,855
	Sujawal	4	-	-	-	-
	Badin*	-	1,783	1,867	2,084	5,734
<b>Sub Total</b>		<b>296</b>	<b>23,741</b>	<b>27,232</b>	<b>37,299</b>	<b>126,116</b>
Sukkur	Sukkur	41	-	-	-	12,990
	Khairpur	183	-	-	-	47,300
	Ghotki*	45	418	411	1,422	2,251
<b>Sub Total</b>		<b>269</b>	<b>418</b>	<b>411</b>	<b>1,422</b>	<b>62,541</b>
SBA	SBA*	77	2,501	2,318	5,751	10,570
	N.Feroze	351	11,701	11,952	21,493	45,146
	Sanghar*	151	5,145	5,828	12,518	23,491
<b>Sub Total</b>		<b>579</b>	<b>19,347</b>	<b>20,098</b>	<b>39,762</b>	<b>79,207</b>
Larkana	Larkana	290	36,523	48,695	60,877	146,095
	Kamber-Shahdadkot	6	-	-	-	-
	Shikarpur	46	-	-	-	21,364
	Jacobabad	112	-	-	-	29,346
	Kashmore	27	107	151	258	516
<b>Sub Total</b>		<b>481</b>	<b>36,630</b>	<b>48,846</b>	<b>61,135</b>	<b>197,321</b>
Mirpurkhas	Mirpurkhas	35	13,578	11,958	8,892	34,428
	Umerkot*	13	540	750	938	2,228
<b>Sub Total</b>		<b>48</b>	<b>14,118</b>	<b>12,708</b>	<b>9,830</b>	<b>36,656</b>
<b>Grand Total</b>		<b>1,714</b>	<b>94,254</b>	<b>109,295</b>	<b>149,448</b>	<b>517,969</b>

**Source:** Concerned Deputy Commissioners of Sindh.

**Note:** Deputy Commissioner Umerkot has decreased the total number of Relief Camps Established from 17 to 13.

**Emergency No:**  
**1736**



Plot No. 26-C, Main Khayaban-e-Jami,  
DHA Phase-VII, Karachi.



021-99332742  
021-35381810



021-99332007



0335-5557362

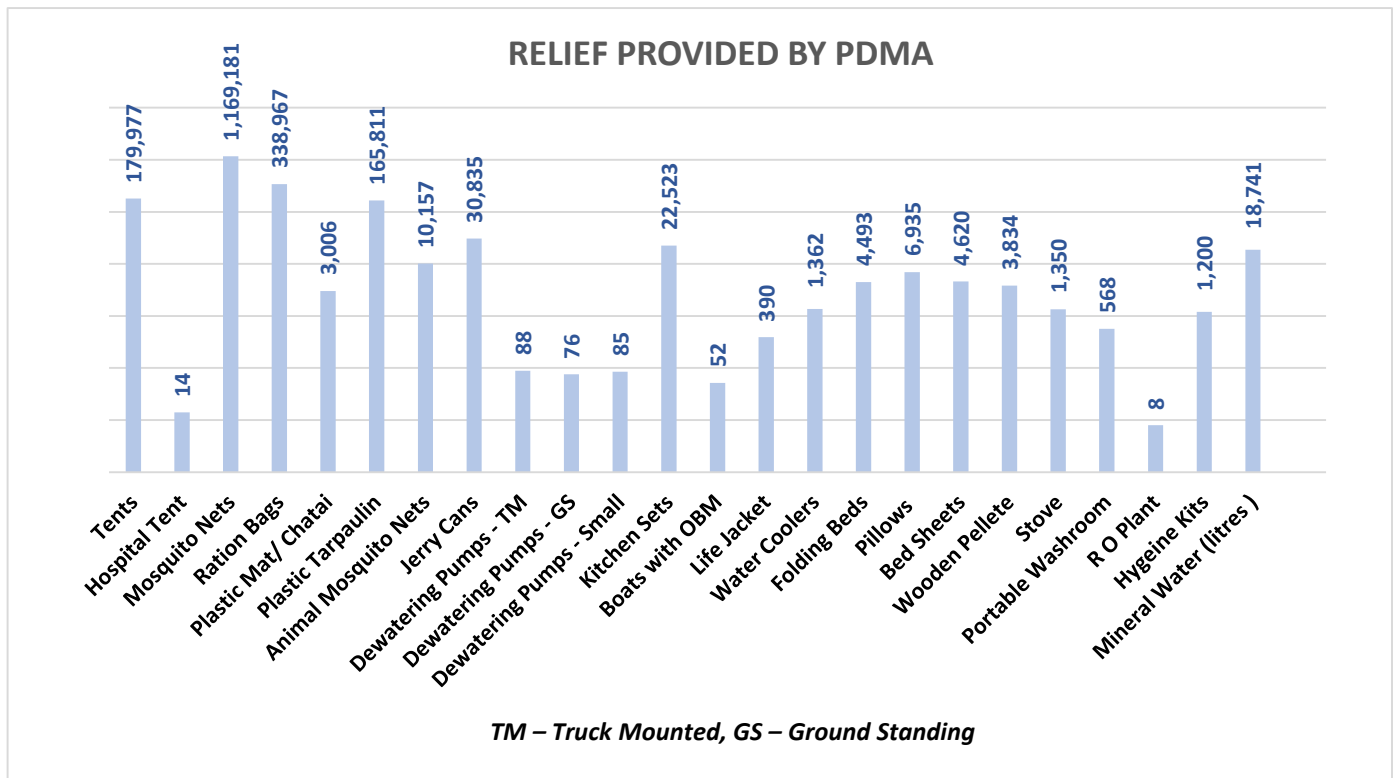


www.pdma.gos.pk

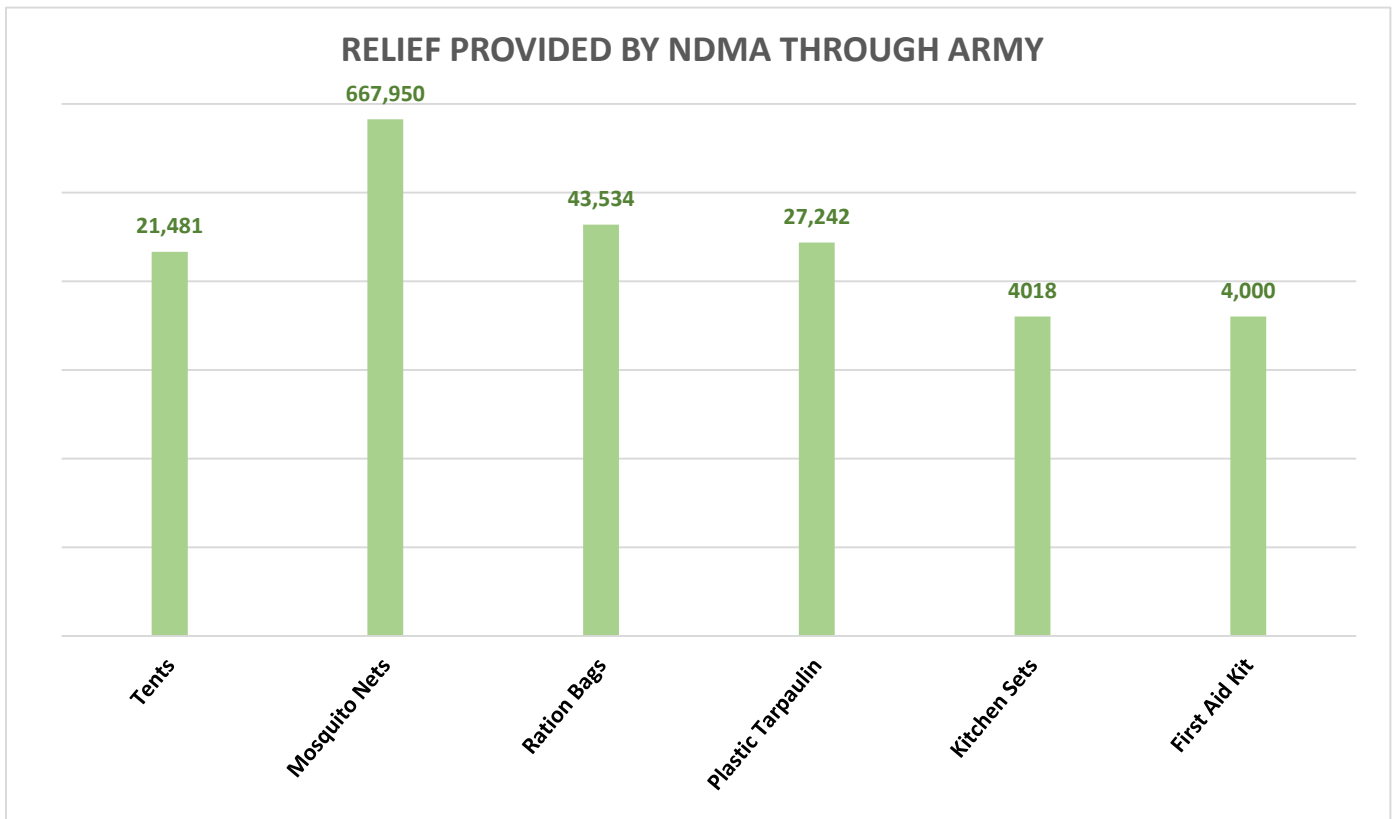
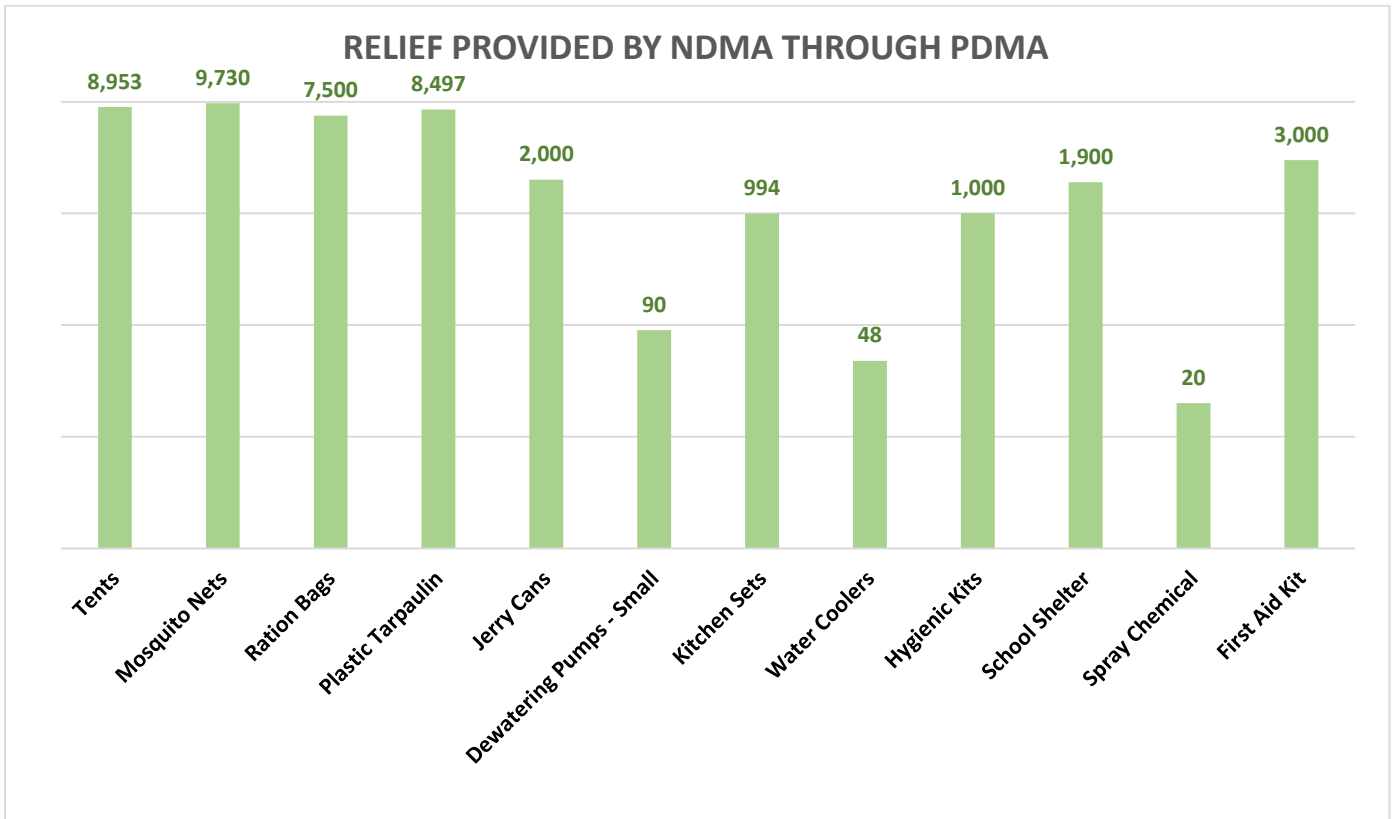
## Relief Provided by PDMA/NDMA/District Administration

### Ration Bags Dispatched (as of 14.09.22)

Sr#	Division	Districts	NDMA (Through PDMA )	PDMA	UN-WFP	NDMA & Foreign Assistance Through Army	Pak Navy	Pak Airforce	Total Received
1	Hyderabad	Badin	500	8,000	-	1,035	-	-	9,535
2		Dadu	2,000	18,550	-	4,680	5,345	-	30,575
3		Hyderabad	-	1,500	-	-	-	-	1,500
4		Jamshoro	500	20,325	-	10,000	88	7,682	38,595
5		Matiari	-	7,000	-	-	-	2,657	9,657
6		Sujawal	-	8,250	-	-	5,217	3,222	16,689
7		Tando Allahyar	-	9,800	-	500	-	-	10,300
8		Tando M Khan	-	4,000	-	-	-	-	4,000
9		Thatta	500	8,000	-	-	-	-	8,500
10	Larkana	Jacobabad	1,000	18,500	4,000	5,099	-	10,413	39,012
11		Kamber Shahdadkot	500	25,752	-	4,609	8,836	-	39,697
12		Kashmore @ Kandhkot	-	15,768	-	-	-	-	15,768
13		Larkana	1,000	22,500	1,939	6,029	-	-	31,468
14		Shikarpur	1,000	48,900	-	5,102	200	-	55,202
15	Sukkur	Ghotki	-	11,200	-	-	-	-	11,200
16		Khairpur	-	22,400	4,440	2,405	-	-	29,245
17		Sukkur	-	21,000	-	-	3,530	3,437	27,967
18	SBA	N.Feroze	-	7,550	1,366	1,365	-	-	10,281
19		Sanghar	500	8,272	3,055	6,000	19,141	-	36,968
20		SBA	-	24,500	-	-	-	9,713	34,213
21	MirpurKhas	Mirpurkhas	-	18,200	-	500	4,818	1,467	24,985
22		Umerkot	-	9,000	-	-	-	-	9,000
<b>Grand Total</b>			<b>7,500</b>	<b>338,967</b>	<b>14,800</b>	<b>47,324</b>	<b>47,175</b>	<b>38,591</b>	<b>494,357</b>







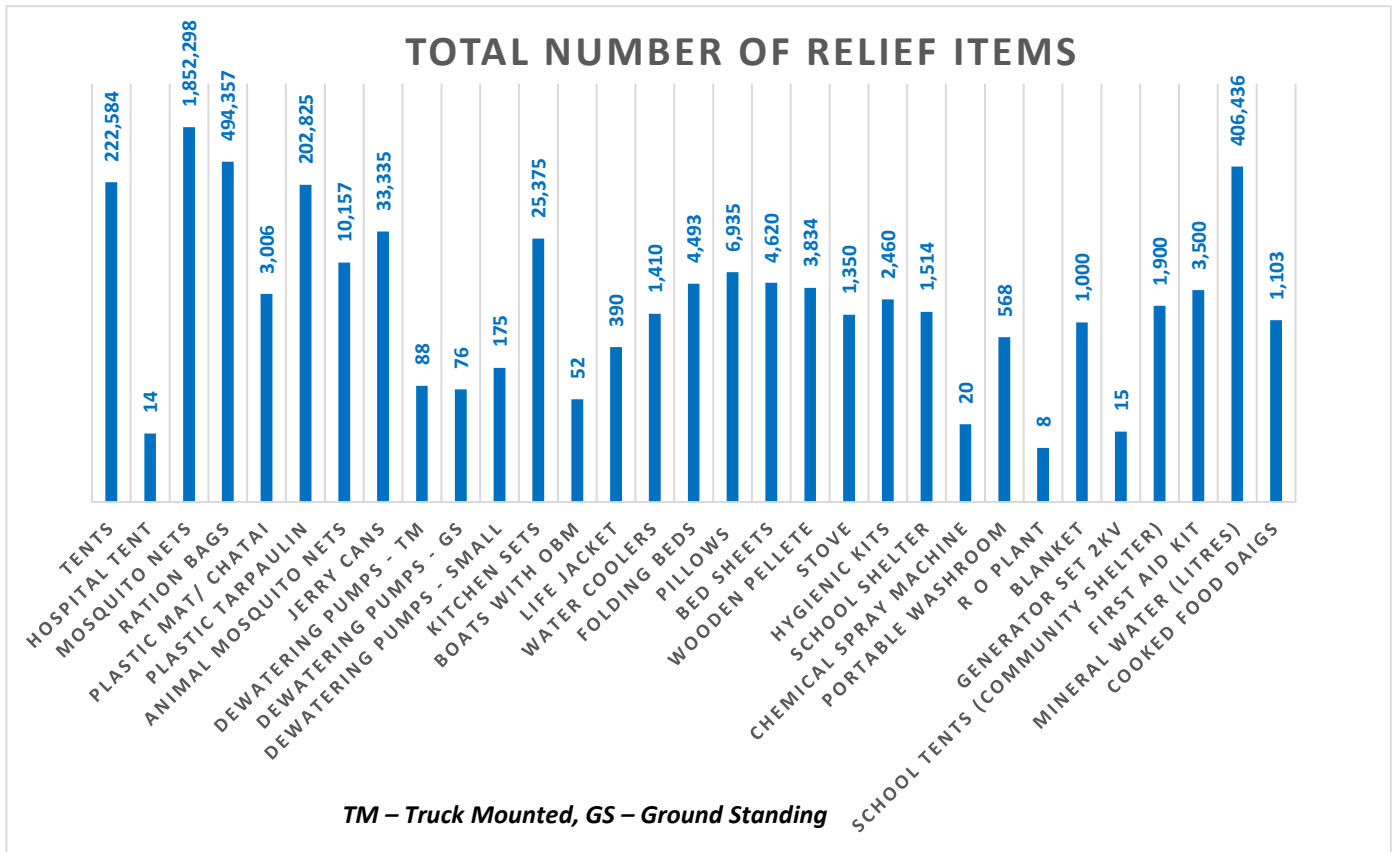
**Others:**

Organization	Relief
FGRF(INGO)	Cooked Food (Daigs) : 1058

Relief Provided By UNHCR	
Tents	1,000
Tarpaulin	1,000
Jerry Cans	500
Sanitary Kits	1,200
Sleeping Mats	6,520
Bucket	1,000
Soap	600

Relief Provided by Pak Navy	
Tents	2,586
Mosquito Nets	2,950
Ration Bags	47,175
Drinking Water (litres)	289,930
Cooked Food	22,240

Relief Provided by Pak Air force	
Tents	3,558
Tarpaulin	75
Mosquito Nets	2,487
Ration Bags	38,591
Water Bottles (litres)	97,765



<b>Foreign Assistance Through Army</b>	
Tents	2,364
Hygiene Kits	260
Kitchen sets	864
Ration Bags	3,790
Boats	50
Blankets	640
Sleeping Mats	700
Baby Food	260
Medicines (tons)	8

**Last 24 Hours** (Already Included in Total):

Item Description	Tents	Tarpaulin Sheets	Mosquito Nets	Kitchen Sets	Sleeping Mats
Jamshoro	-	10,000	-	-	-
Shikarpur	100	-	-	-	-
Ghotki	1,000	-	-	-	-
Mirpurkhas	300	-	-	-	-
N.Feroze	1,000	-	-	-	-
Kamber Shahdadkot	-	2,000	1,000	1,150	5,000
Sukkur	1,000	-	4,980	-	-
Badin	500	-	-	-	-
Larkana	-	576	-	1,883	-
<b>Total</b>	<b>3,900</b>	<b>12,576</b>	<b>5,980</b>	<b>3,033</b>	<b>5,000</b>

Sd/-  
(KAZIM RAZA TALPUR)  
**INCHARGE PEOC  
PDMA SINDH**