

No. PDMA (SINDH)/(SITREP)/2022/1120

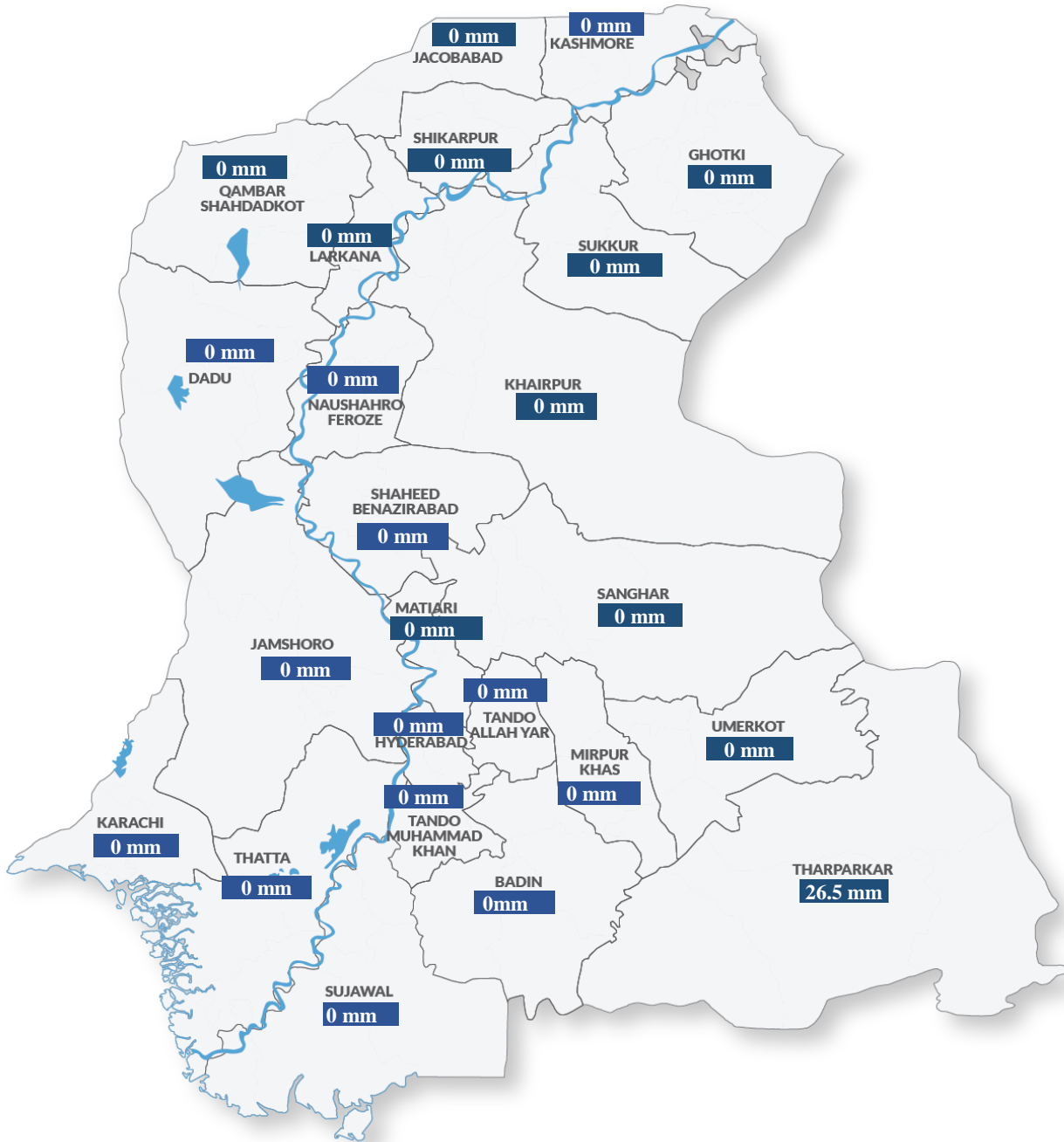
September 16, 2022

Period Covered: 22:00 hrs. 20-06-2022 to 15-09-2022 22:00 hrs.

DAILY SITUATION REPORT

Weather Situation Overview

Rainfall in Average (last 24 hrs.)



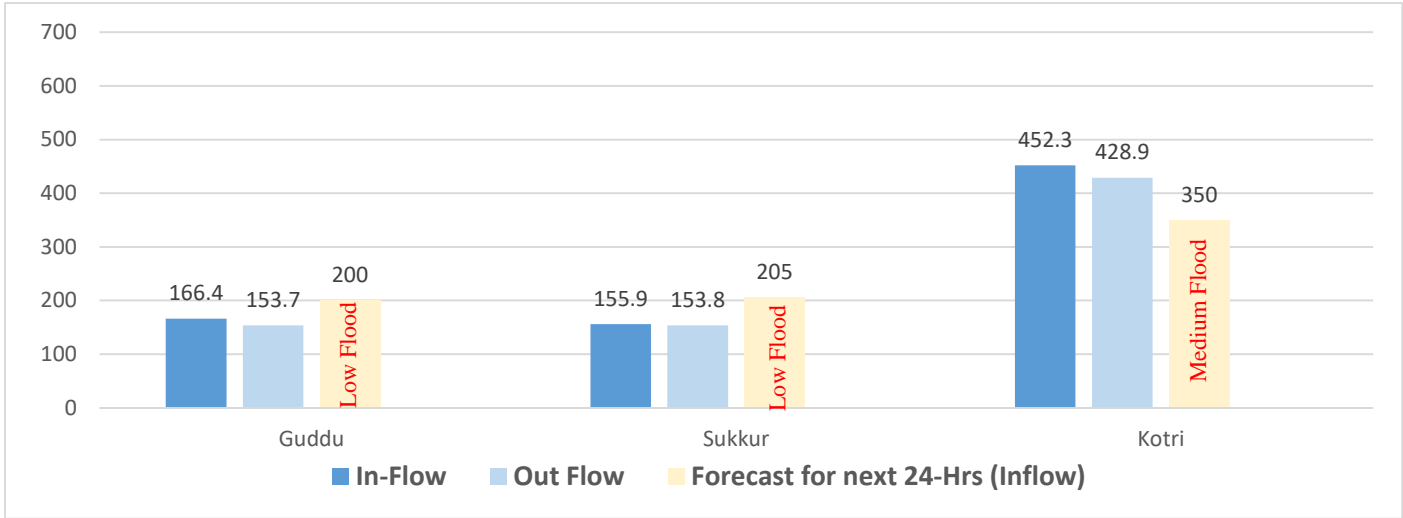
Source: CM Portal

Weather Forecast

- Nothing to Report (NTR)

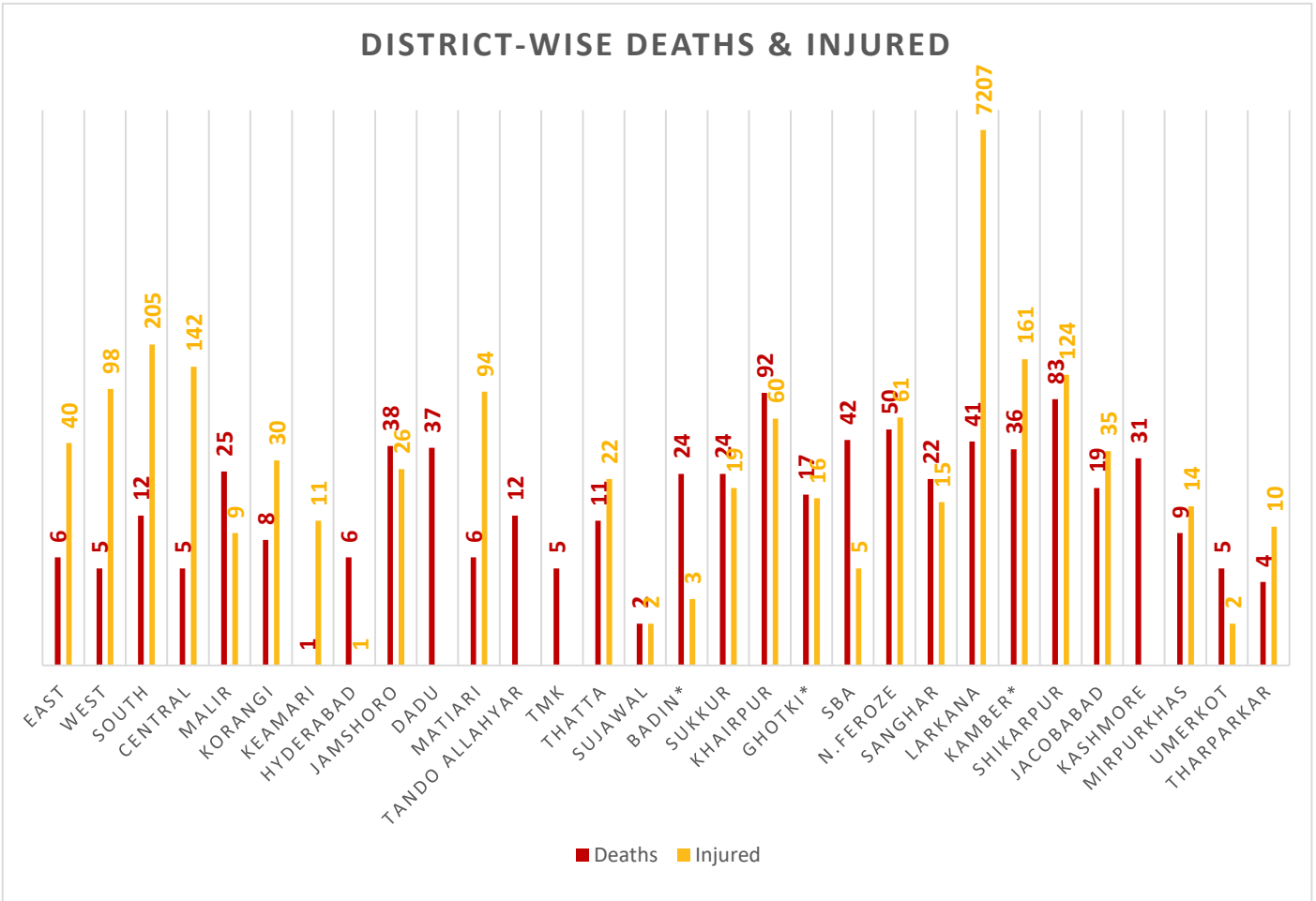


River Indus Discharge (in Thousands of Cusecs)



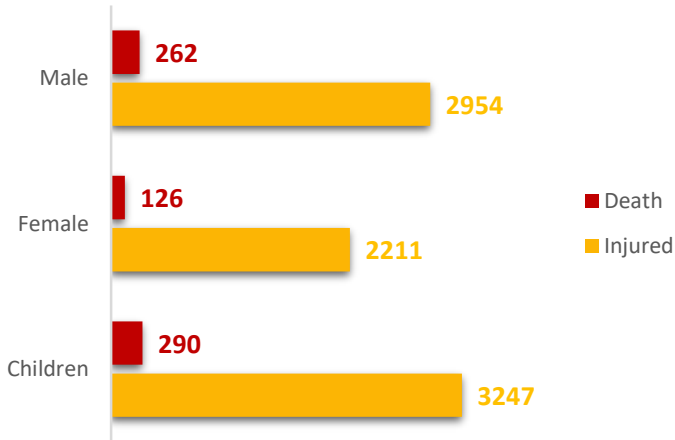
Source: Pakistan Meteorological Department - Flood Forecasting Division (FFD) – Bulletin No. B-093/22 Dated: 15th September, 2022 10:30 AM (PST)

Summary of Losses

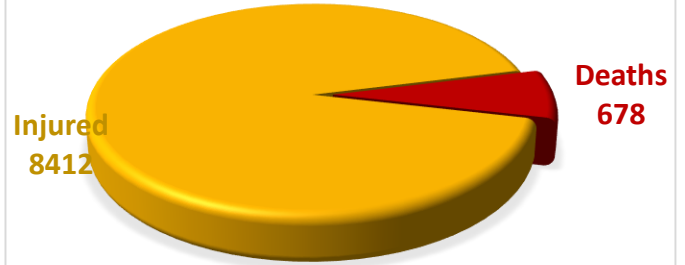


Death Data Source: Concerned Deputy Commissioners.
Injury Data Source: Directorate General Health Services, Hyderabad..

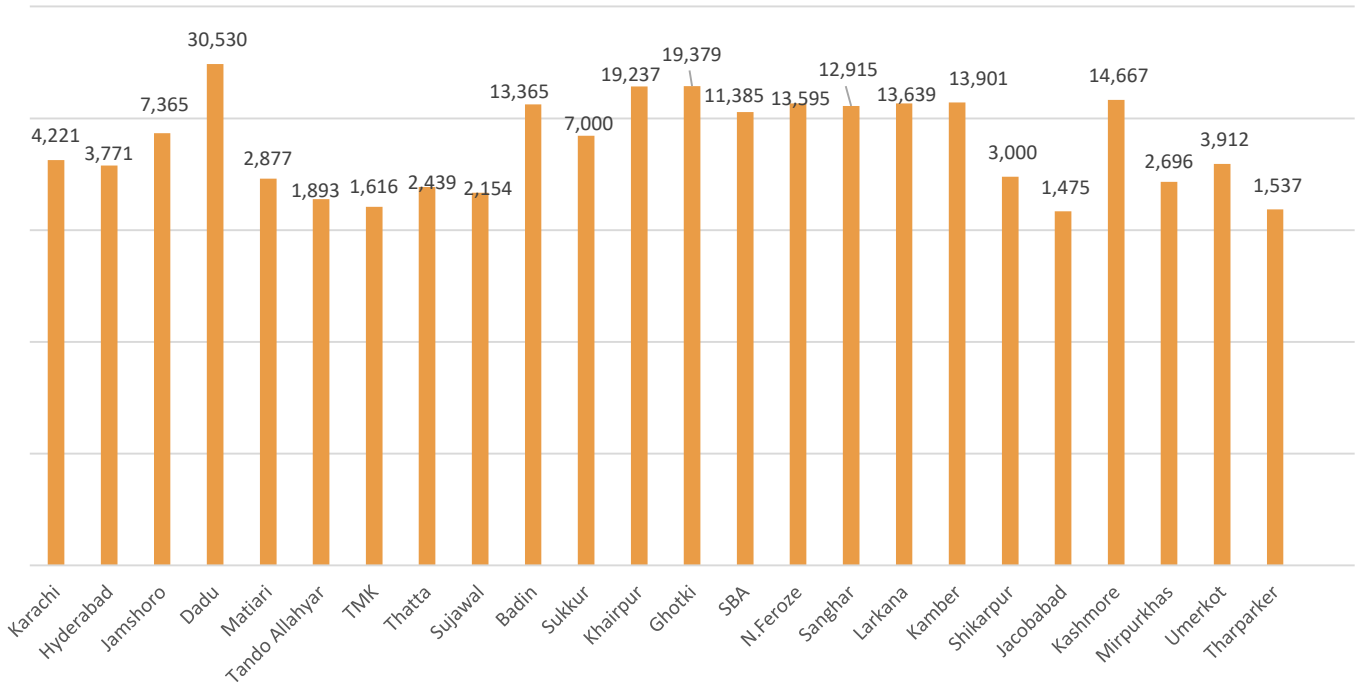
GENDER-WISE DISTRIBUTION



SUMMARY



DISTRICT-WISE LIVESTOCK LOSS



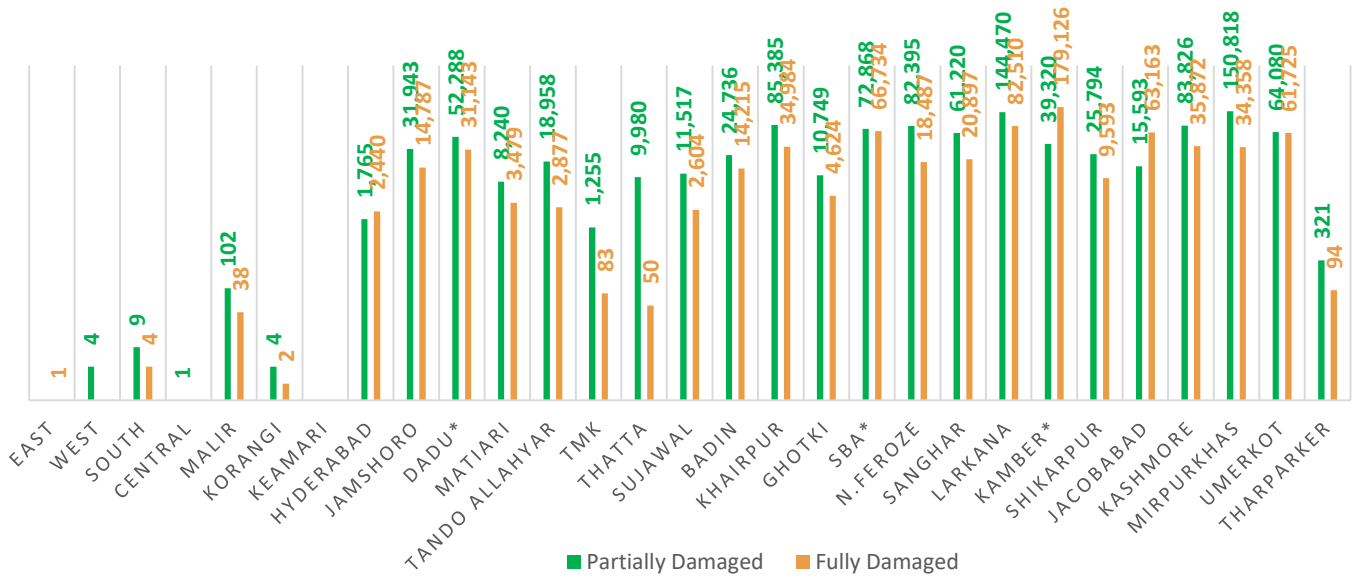
Total Livestock Perished: 208,569

Livestock Data Source: DG Livestock Sindh.



Summary of Infrastructure & Private Property Damage

DISTRICT-WISE HOUSE DAMAGES



Partially Damaged – 997,641

Fully Damaged – 683,890

District Sukkur house damaged – 20,631

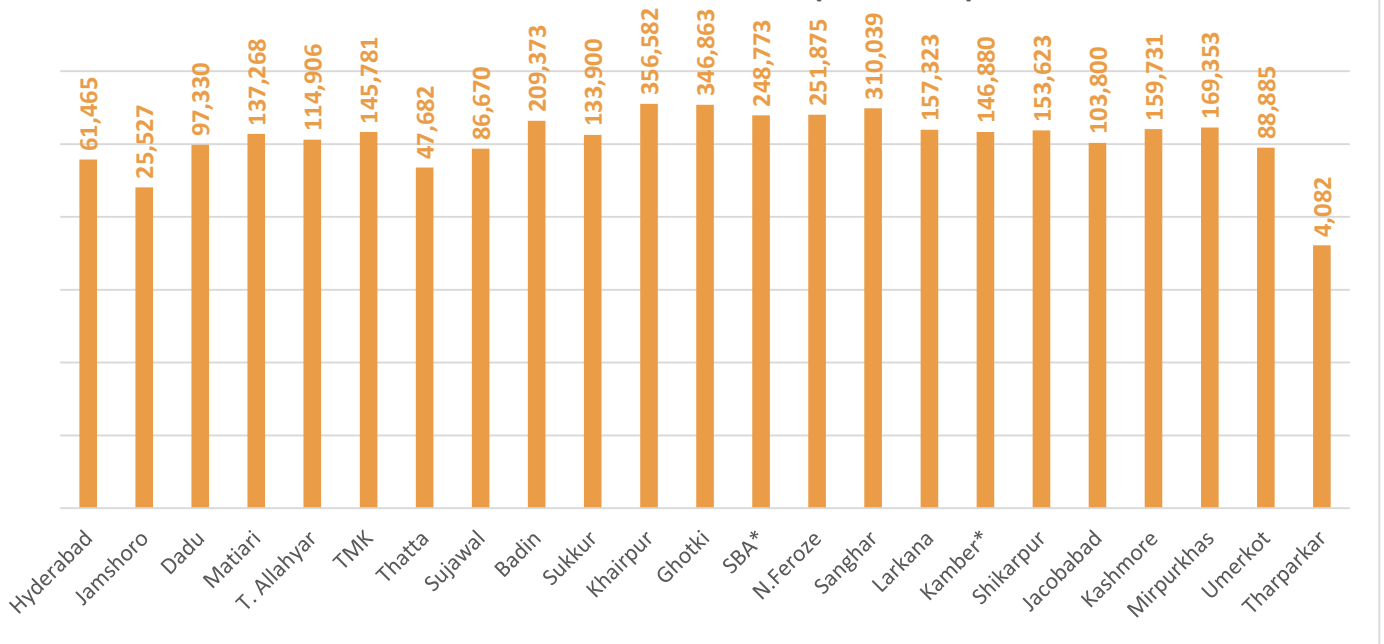
Grand Total – 1,702,162

Source: Concerned Deputy Commissioners.

Note: - Deputy Commissioner Sukkur has not categorized the data of total house damage, however the categorical distribution of damage will be reflected when received.

- Deputy Commissioner Kambar-Shadadkot has revised the data of partially house damaged, and also decreased the number from 127,292 to 39,320.

CROP AREA AFFECTED (IN ACRES)



Total Crop Area Damaged: 3,557,711

Source: Relief Department Sindh

Note: 3,408,424 Crop Area (acres) damaged have been reported by Agriculture Department

Emergency No:
1736



Plot No. 26-C, Main Khayaban-e-Jami,
DHA Phase-VII, Karachi.



021-99332742
021-35381810



021-99332007



0335-5557362



www.pdma.gos.pk



**PROVINCIAL DISASTER MANAGEMENT AUTHORITY
REHABILITATION DEPARTMENT
GOVERNMENT OF SINDH**



Division	District	No. of UC's Affected	No. of Roads	Road (km)	Bridge	Culverts	Causeway	Shop	Hotel	Masjid
Karachi	East	-	1	8	2	-	750	-	-	-
	West	-						-	-	-
	South	18						1	-	-
	Central	-						3	-	-
	Malir	14						7	-	-
	Korangi	2						-	-	-
	Keamari	32						-	-	-
Sub Total		66	1	8	2	-	750	11	-	-
Hyderabad	Hyderabad	160	13	76	2	-	-	-	-	-
	Jamshoro	28	42	516	15	9	1375	-	-	-
	Dadu	66	65	569	6	99	-	-	-	-
	Matiari	30	7	83	-	-	-	-	-	-
	Tando Allahyar	28	37	344	6	92	-	-	-	-
	TMK	7	7	118	0	6	-	-	-	-
	Thatta	40	39	291	23	233	-	-	-	-
	Sujawal	37	30	426	57	272	-	-	-	-
	Badin	68	53	799	13	82	0	5	2	3
Sub Total		464	293	3,221	122	793	1,375	5	2	3
Sukkur	Sukkur	49	20	181	1	25	-	11	-	-
	Khairpur	88	110	622	2	83	-	13	-	3
	Ghotki	66	24	252	-	-	-	-	-	-
Sub Total		203	154	1,055	3	108	-	24	-	3
SBA	SBA	59	58	951	15	45	-	-	-	-
	N.Feroze	68	60	727	2	124	-	-	-	-
	Sanghar	73	52	296	10	119	-	-	-	-
Sub Total		200	170	1,974	27	288	-	-	-	-
Larkana	Larkana	68	24	192	1	54	-	-	-	-
	Kamber-Shahdadkot*	52	51	173	3	158	-	-	-	-
	Shikarpur	55	23	258	-	38	-	-	-	-
	Jacobabad	44	9	92	-	65	-	-	-	-
	Kashmore	41	24	289	1	14	-	-	-	-

Emergency No:
1736



Plot No. 26-C, Main Khayaban-e-Jami,
DHA Phase-VII, Karachi.



021-99332742
021-35381810



021-99332007



0335-5557362



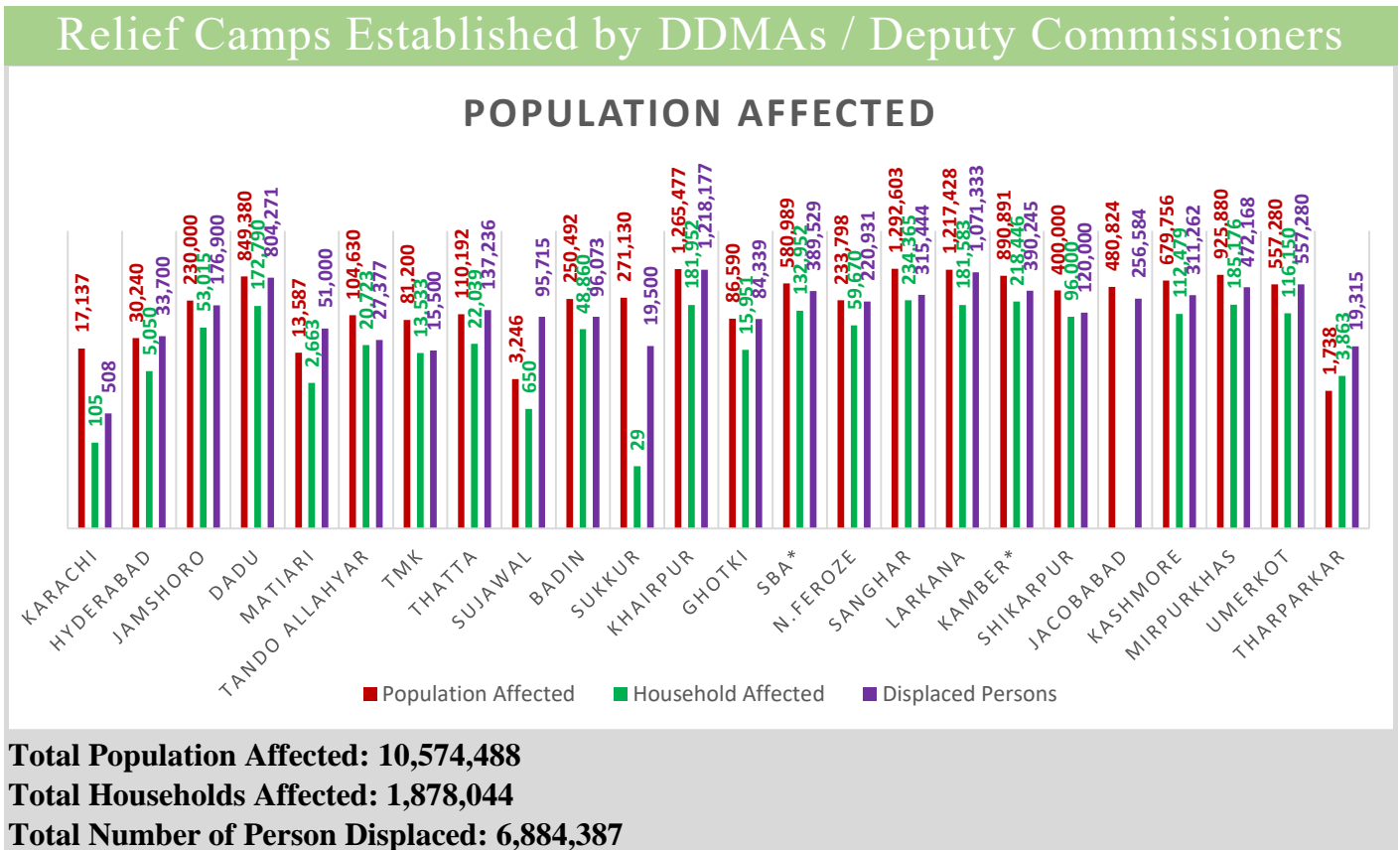
www.pdma.gos.pk

Division	District	No. of UC's Affected	No. of Roads	Road (km)	Bridge	Culverts	Causeway	Shop	Hotel	Masjid
Sub Total		260	131	1,004	5	329	-	-	-	-
Mirpurkhas	Mirpurkhas	50	15	207	6	82	-	-	-	-
	Umerkot	42	21	332	-	69	-	-	-	-
	Tharparker	3	18	597	-	80	-	-	-	-
Sub Total		95	54	1,136	6	231	-	-	-	-
Grand Total		1,288	803	8,398	165	1,749	2,125	40	2	6

Source of UCs Affected: Relief Department Sindh

Source of Infrastructure Damage: Works & Services Department Sindh

Note: Works & Services Department has reported that 2,548 Government buildings have been damaged





**PROVINCIAL DISASTER MANAGEMENT AUTHORITY
REHABILITATION DEPARTMENT
GOVERNMENT OF SINDH**



Division	District	Relief Camps Established	Persons in Relief Camps (Last 24hrs)			
			M	F	C	T
Karachi	East	15	-	-	-	6,341
	West	7	-	-	-	3,705
	Korangi	2	-	-	-	505
	Malir	8	-	-	-	4,794
	Central	2	-	-	-	0
	Keamari	7	-	-	-	783
Sub Total		41	-	-	-	16,128
Hyderabad	Hyderabad	29	-	-	-	6,530
	Jamshoro	15	10,100	10,600	14,300	35,000
	Dadu*	154	8,250	10,500	14,947	33,697
	Matiali	73	-	-	-	5,459
	Tando Allahyar	09	798	845	786	2,429
	Thatta	12	-	-	-	25,855
	Sujawal	4	-	-	-	-
	Badin	-	1,783	1,867	2,084	5,734
Sub Total		296	20,931	23,812	32,117	114,704
Sukkur	Sukkur	41	-	-	-	12,990
	Khairpur	183	-	-	-	47,300
	Ghotki	45	418	411	1,422	2,251
Sub Total		269	418	411	1,422	62,541
SBA	SBA*	77	2,938	2,927	7,361	13,226
	N.Feroze	351	11,701	11,952	21,493	45,146
	Sanghar*	151	4,417	7,730	9,940	22,087
Sub Total		579	19,056	22,609	38,794	80,459
Larkana	Larkana*	1,350	36,523	48,695	60,877	146,095
	Kamber-Shahdaktot	206	19,346	20,165	13,209	52,720
	Shikarpur	46	-	-	-	21,364
	Jacobabad	112	-	-	-	29,346
	Kashmore*	27	151	183	307	641
Sub Total		1,741	56,020	69,043	74,393	250,166
Mirpurkhas	Mirpurkhas	35	13,578	11,958	8,892	34,428
	Umerkot*	15	2,350	2,215	2,663	7,228
Sub Total		50	15,928	14,173	11,555	41,656
Grand Total		2976	112,353	130,048	158,281	565,654

Source: Concerned Deputy Commissioners of Sindh.

Emergency No:
1736



Plot No. 26-C, Main Khayaban-e-Jami,
DHA Phase-VII, Karachi.



021-99332742
021-35381810



021-99332007



0335-5557362

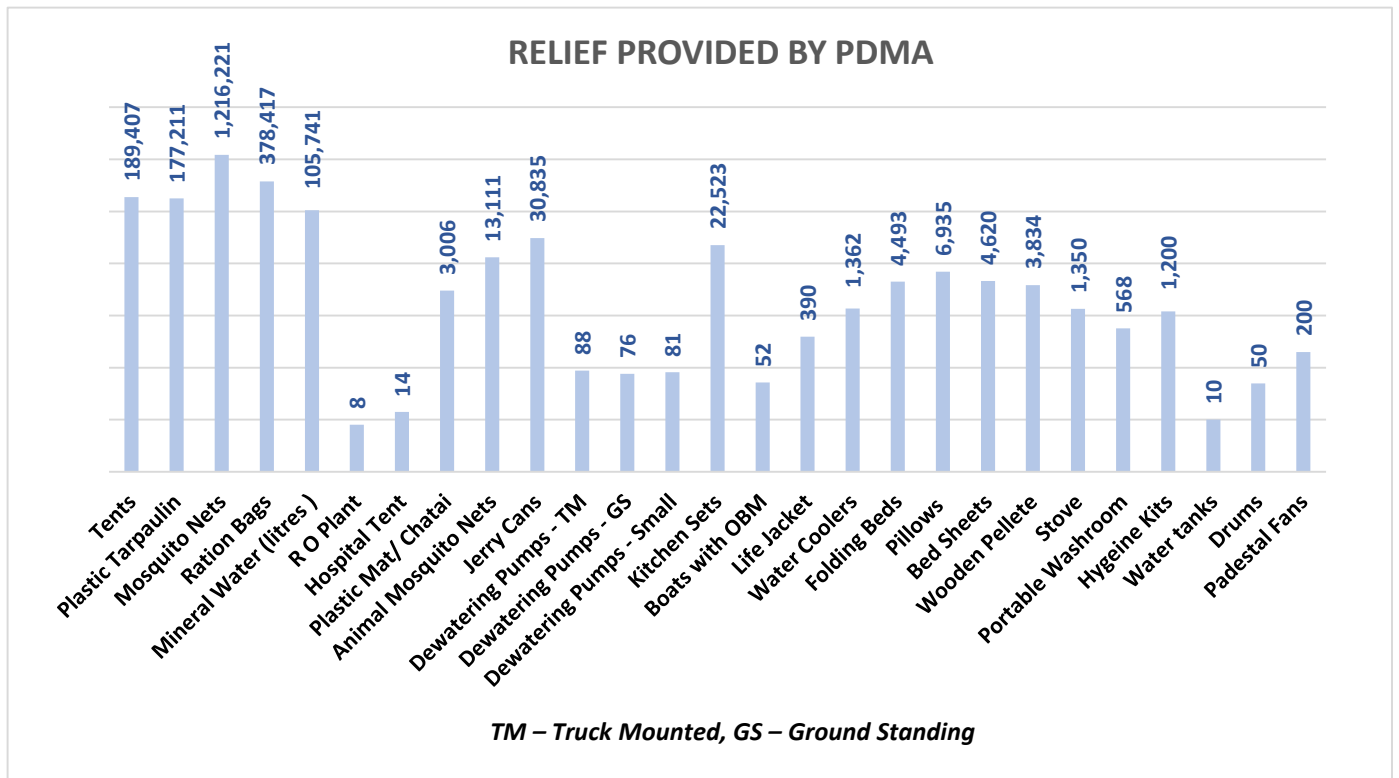


www.pdma.gos.pk

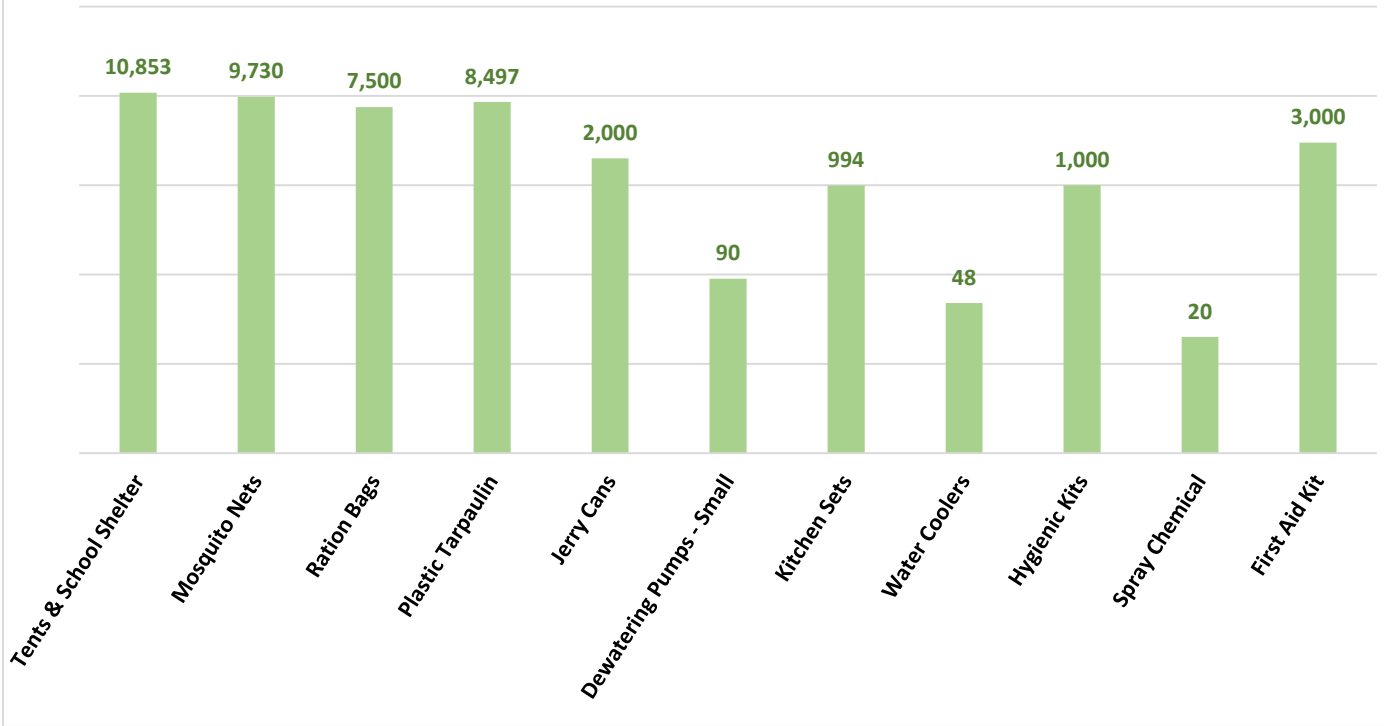
Relief Provided by PDMA/NDMA/District Administration

Ration Bags Dispatched (as of 15.09.22)

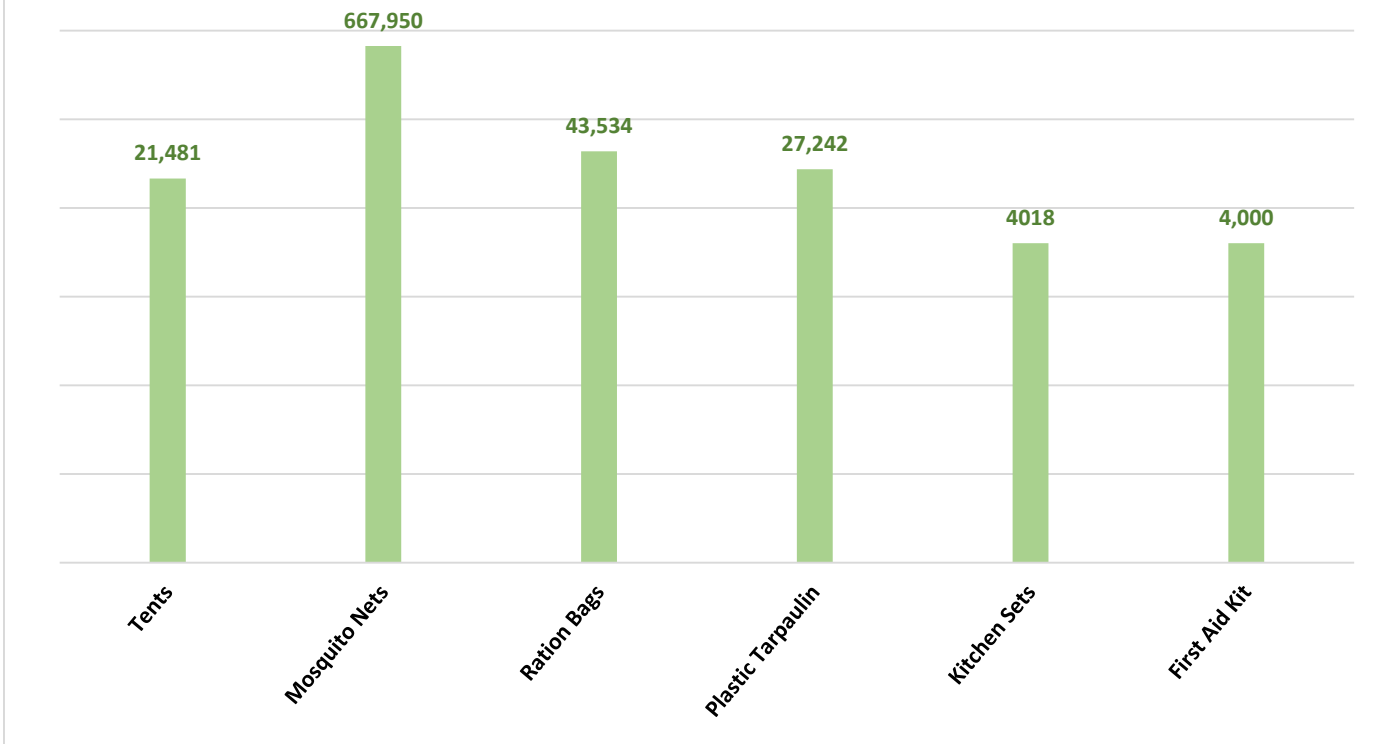
Sr#	Division	Districts	NDMA (Through PDMA)	PDMA	UN-WFP	NDMA & Foreign Assistance Through Army	Pak Navy	Pak Air force	Total Received
1	Hyderabad	Badin	500	9,000	-	1,035	-	4,152	14,687
2		Dadu	2,000	23,550	-	4,680	4,758	-	34,988
3		Hyderabad	-	1,500	-	-	-	-	1,500
4		Jamshoro	500	22,825	-	10,000	70	10,000	43,395
5		Matari	-	8,000	-	-	-	3,400	11,400
6		Sujawal	-	10,750	-	-	5,402	-	16,152
7		Tando Allahyar	-	9,250	-	500	-	-	9,750
8		Tando M Khan	-	4,000	-	-	-	-	4,000
9		Thatta	500	8,000	-	-	-	-	8,500
10	Larkana	Jacobabad	1,000	18,500	4,000	5,099	-	13,500	42,099
11		Kamber Shahdadkot	500	27,752	-	4,609	8,655	-	41,516
12		Kashmore @ Kandhkot	-	15,768	-	-	-	-	15,768
13		Larkana	1,000	26,500	1,999	6,029	-	-	35,528
14	Shikarpur	1,000	52,900	-	5,102	-	-	59,002	
15	Sukkur	Ghotki	-	11,200	-	-	-	-	11,200
16		Khairpur	-	22,400	4,903	2,405	-	-	29,708
17		Sukkur	-	21,000	-	-	3,370	4,500	28,870
18	SBA	N.Feroze	-	12,550	1,766	1,365	-	-	15,681
19		Sanghar	500	10,272	3,845	6,000	18,864	-	39,481
20		SBA	-	30,000	-	-	-	12,600	42,600
21	MirpurKhas	Mirpurkhas	-	23,700	-	500	4,868	1,900	30,968
22		Umerkot	-	9,000	-	-	-	-	9,000
Grand Total			7,500	378,417	16,513	47,324	45,987	50,052	545,793



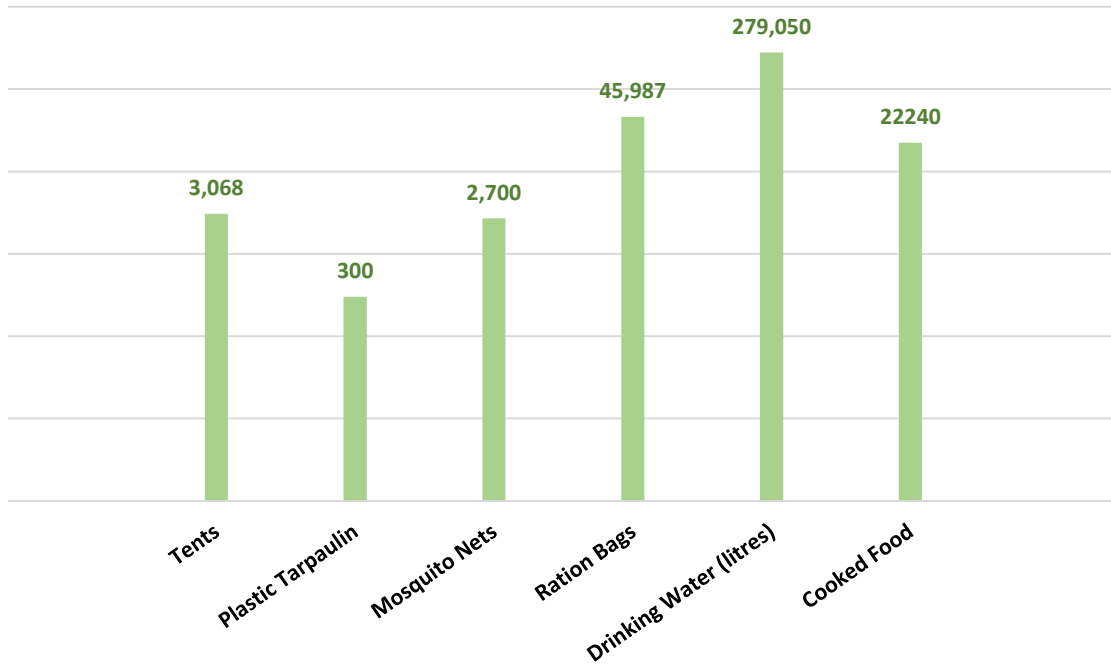
RELIEF PROVIDED BY NDMA THROUGH PDMA



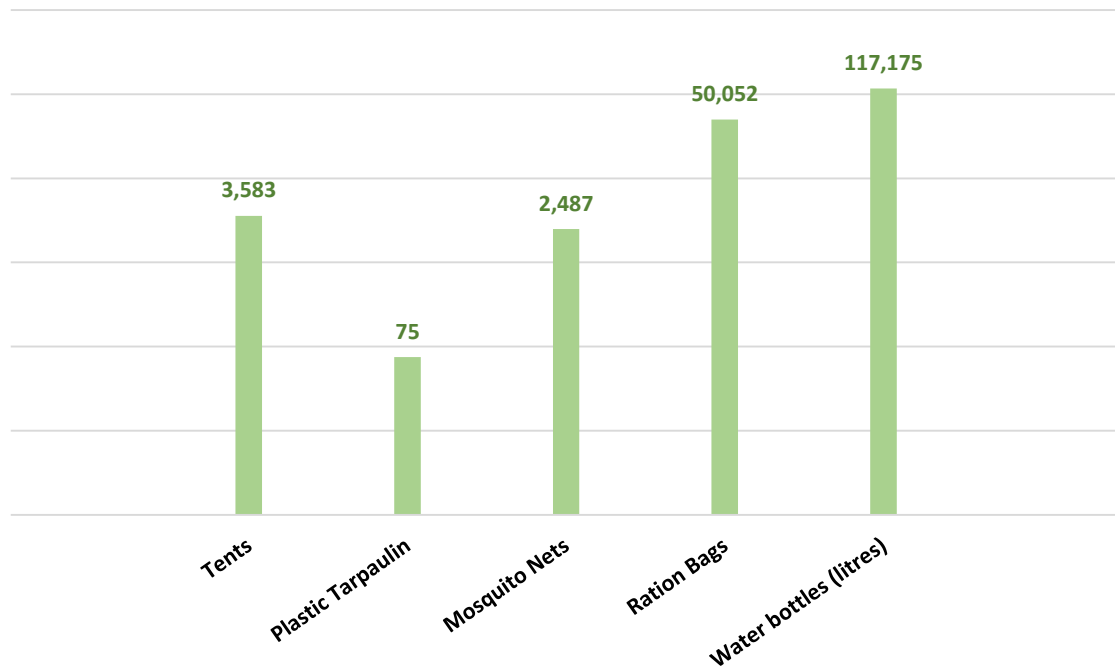
RELIEF PROVIDED BY NDMA THROUGH ARMY

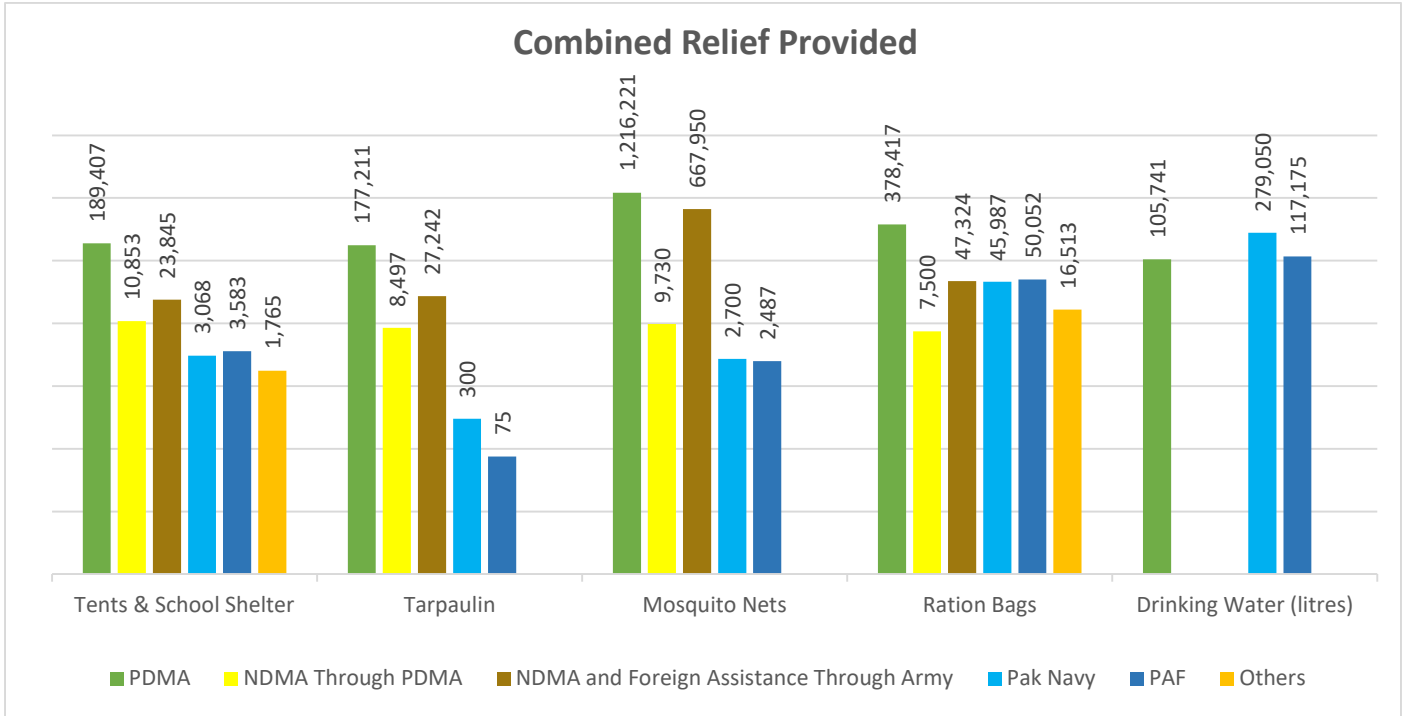


RELIEF PROVIDED BY PAK NAVY



RELIEF PROVIDED BY PAK AIRFORCE

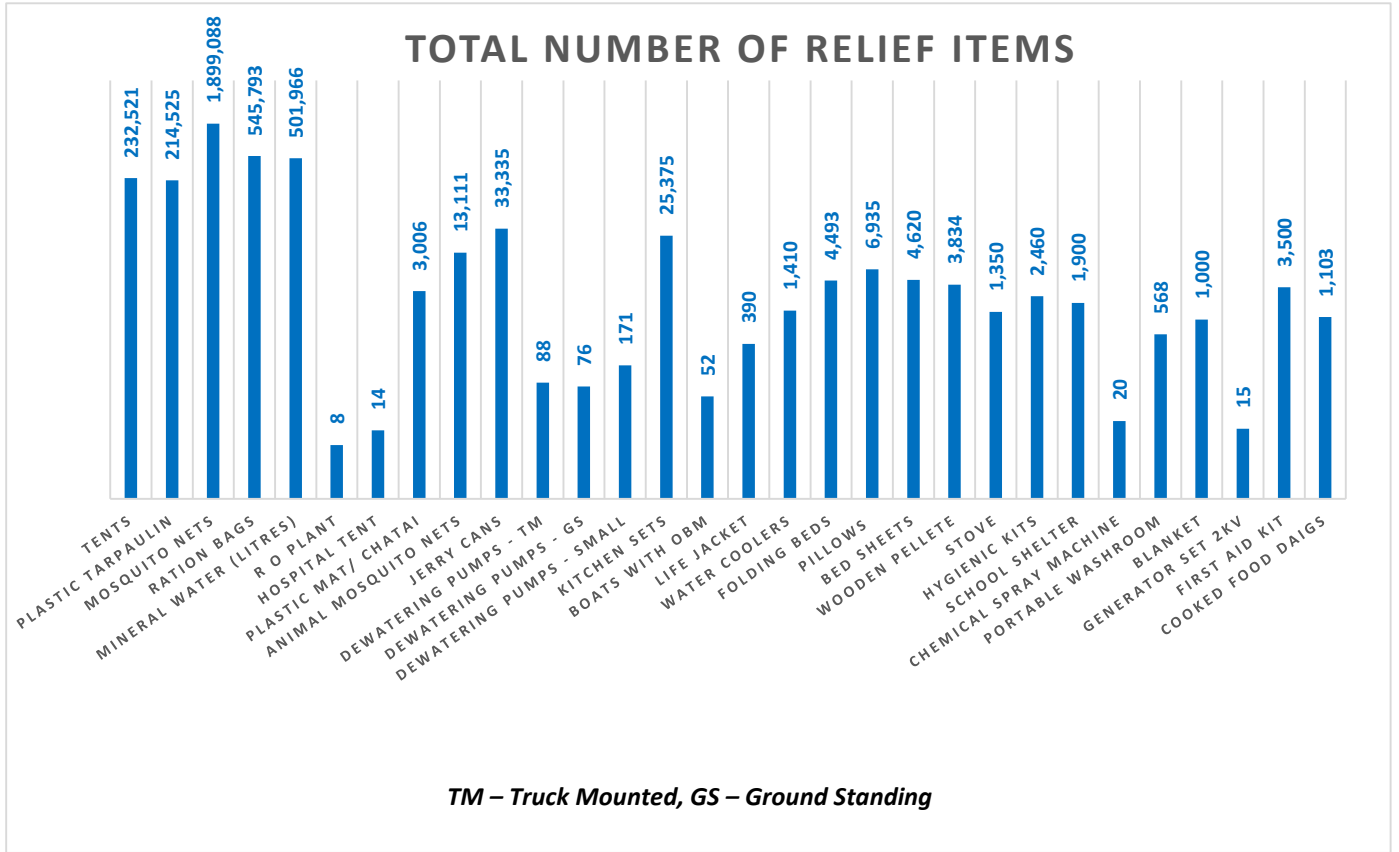




Others:

Organization	Relief
FGRF(INGO)	Cooked Food (Daigs) : 1058

Relief Provided By UNHCR	
Tents	1,000
Tarpaulin	1,000
Jerry Cans	500
Sanitary Kits	1,200
Sleeping Mats	6,520
Bucket	1,000
Soap	600



Last 24 Hours (Already Included in Total):

Item Description	Tents	Tarpaulin Sheets	Mosquito Nets	Drums	Water Tanks	Pedestal Fan
Jamshoro	500	-	-	50	10	-
Ghotki	500	-	2,000	-	-	-
Mirpurkhas	200	1,000	2,000	-	-	-
SBA	-	1,400	-	-	-	-
Larkana	1,600	-	2,000	-	-	-
N.Feroze	1,500	-	1,000	-	-	-
Kamber	1,000	-	2,000	-	-	-
Sukkur	500	-	-	-	-	200
Khairpur	200	-	3,000	-	-	-
Sujawal	359	-	-	-	-	-
Dadu	3205	-	28,000	-	-	-
Badin	-	-	18,000	-	-	-
Sanghar	-	9,000	-	-	-	-
Total	9564	11,400	58,000	50	10	200

Sd/-
(KAZIM RAZA TALPUR)
**INCHARGE PEOC
PDMA SINDH**