



No. PDMA (SINDH)/(SITREP)/2022/1091

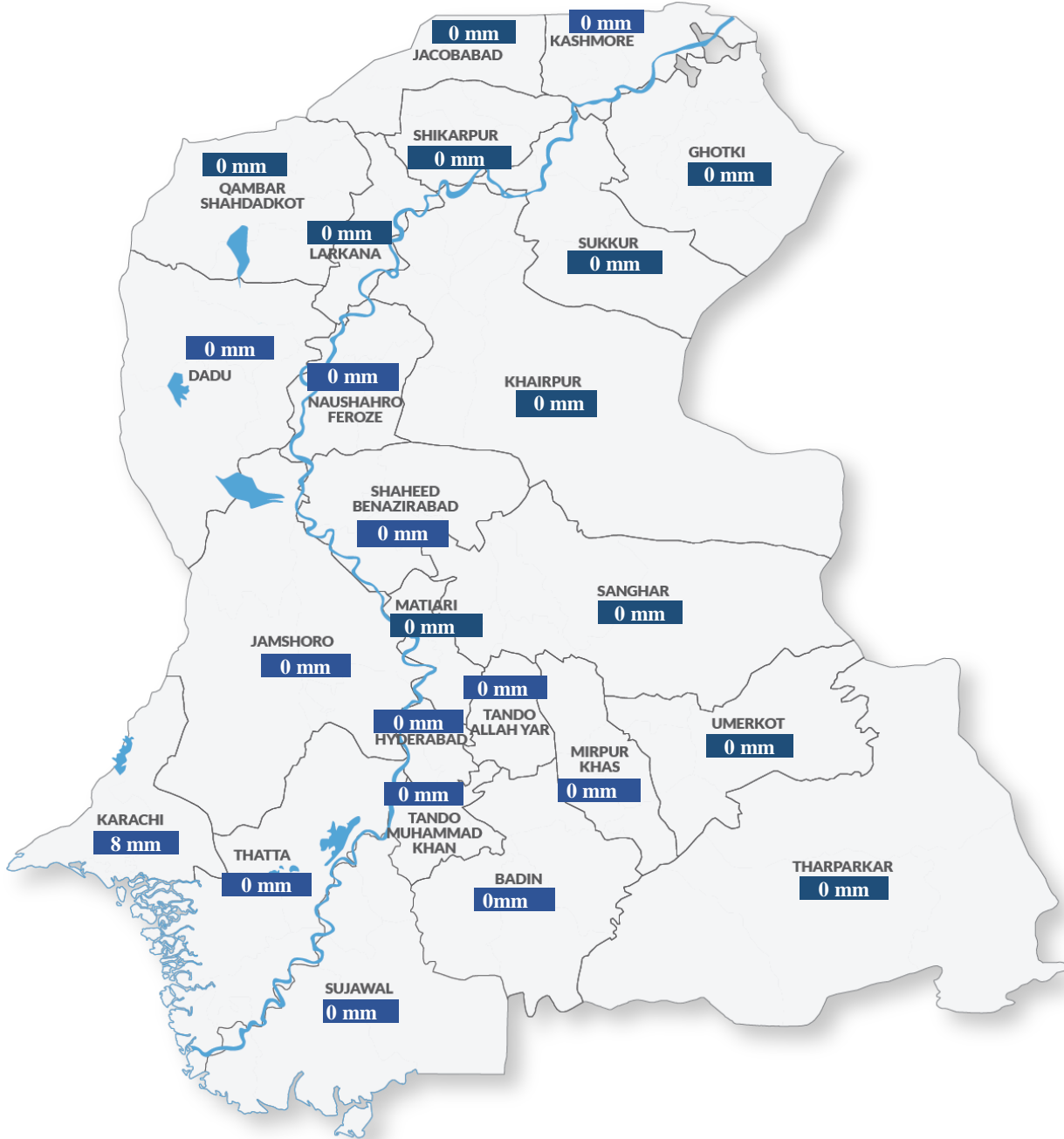
September 17, 2022

Period Covered: 22:00 hrs. 20-06-2022 to 16-09-2022 22:00 hrs.

DAILY SITUATION REPORT

Weather Situation Overview

Rainfall in Average (last 24 hrs.)



Source: CM Portal

Weather Forecast

- Nothing to Report (NTR)

Emergency No:
1736



Plot No. 26-C, Main Khayaban-e-Jami,
DHA Phase-VII, Karachi.



021-99332742
021-35381810



021-99332007

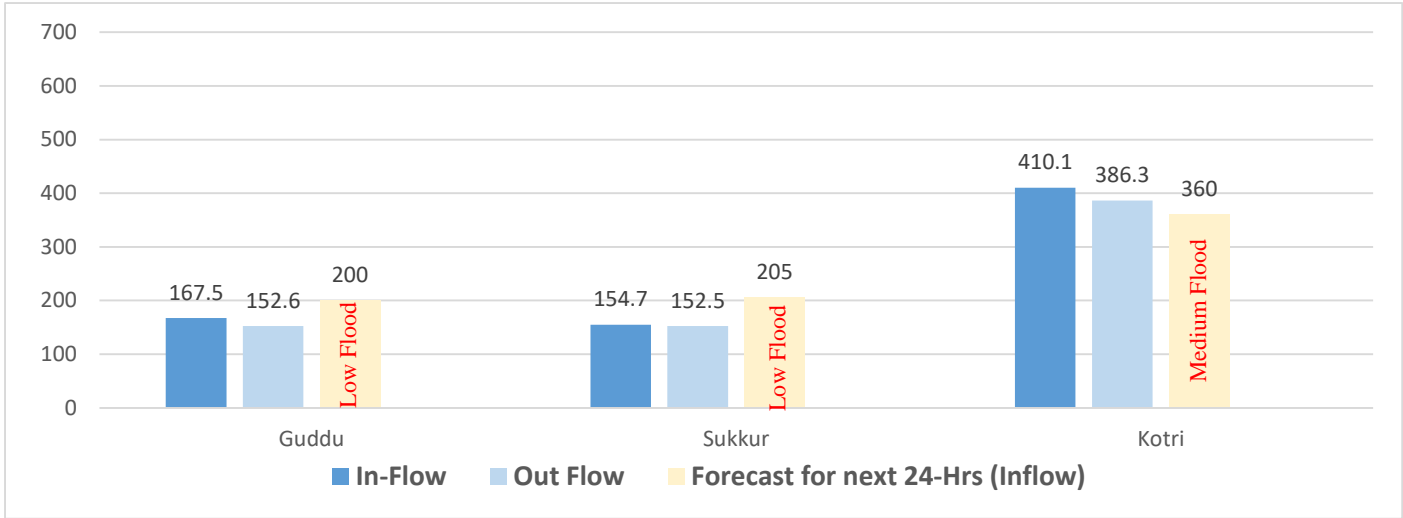


0335-5557362



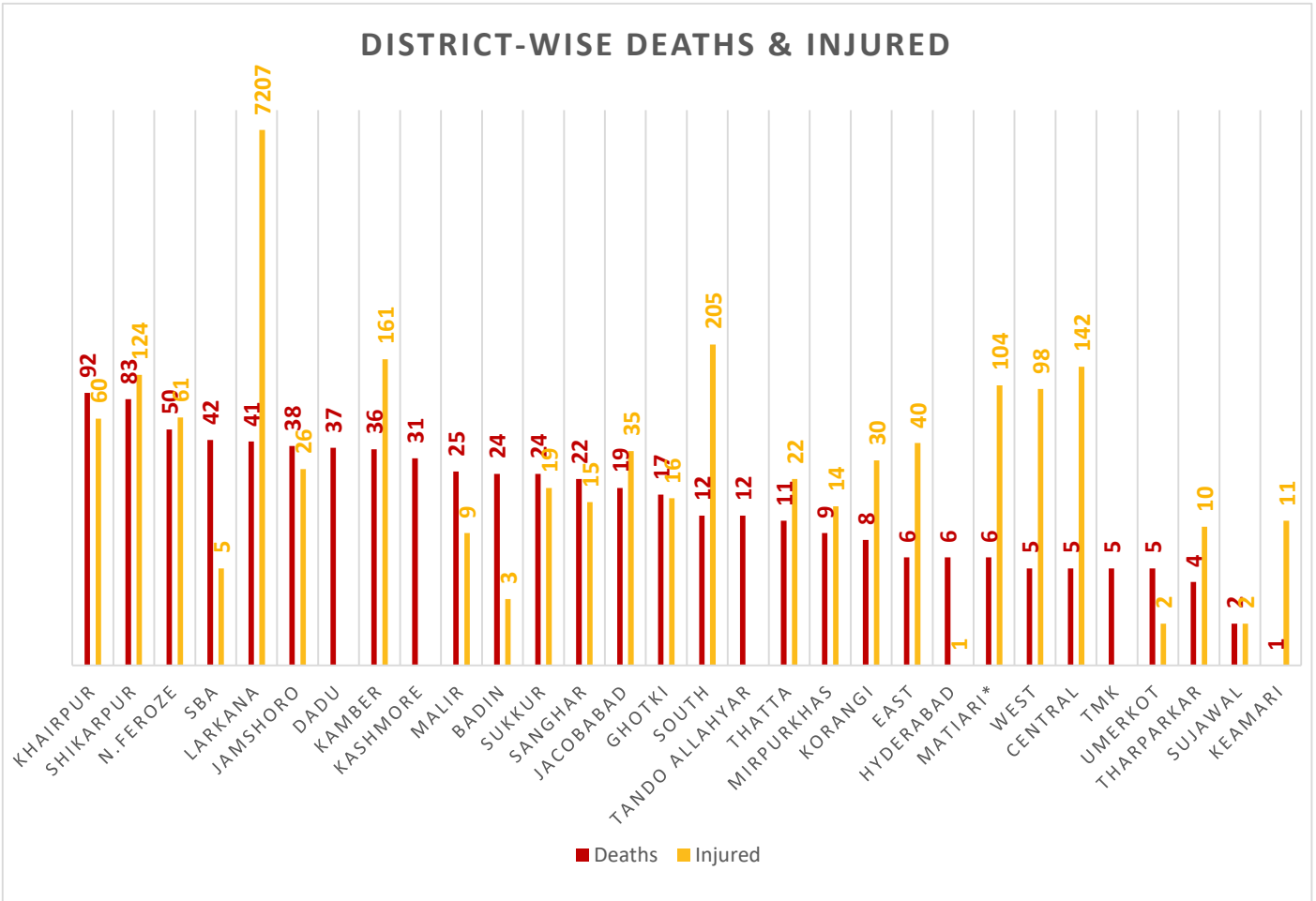
www.pdma.gos.pk

River Indus Discharge (in Thousands of Cusecs)



Source: Pakistan Meteorological Department - Flood Forecasting Division (FFD) – Bulletin No. B-094/22 Dated: 16th September, 2022 10:25 AM (PST)

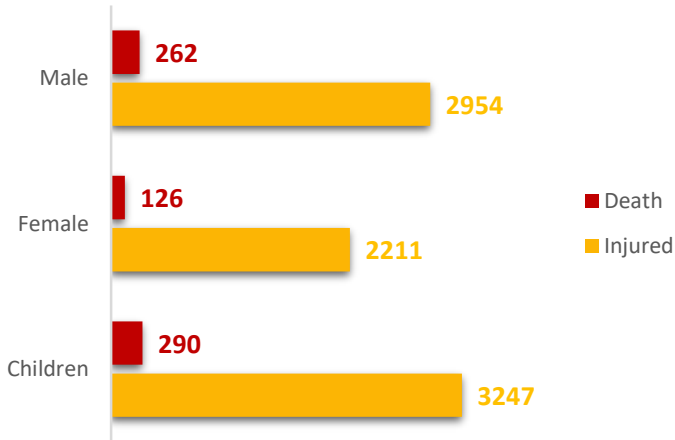
Summary of Losses



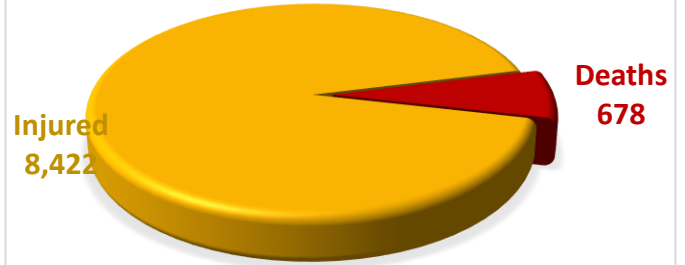
Death Data Source: Concerned Deputy Commissioners.

Injury Data Source: Directorate General Health Services, Hyderabad..

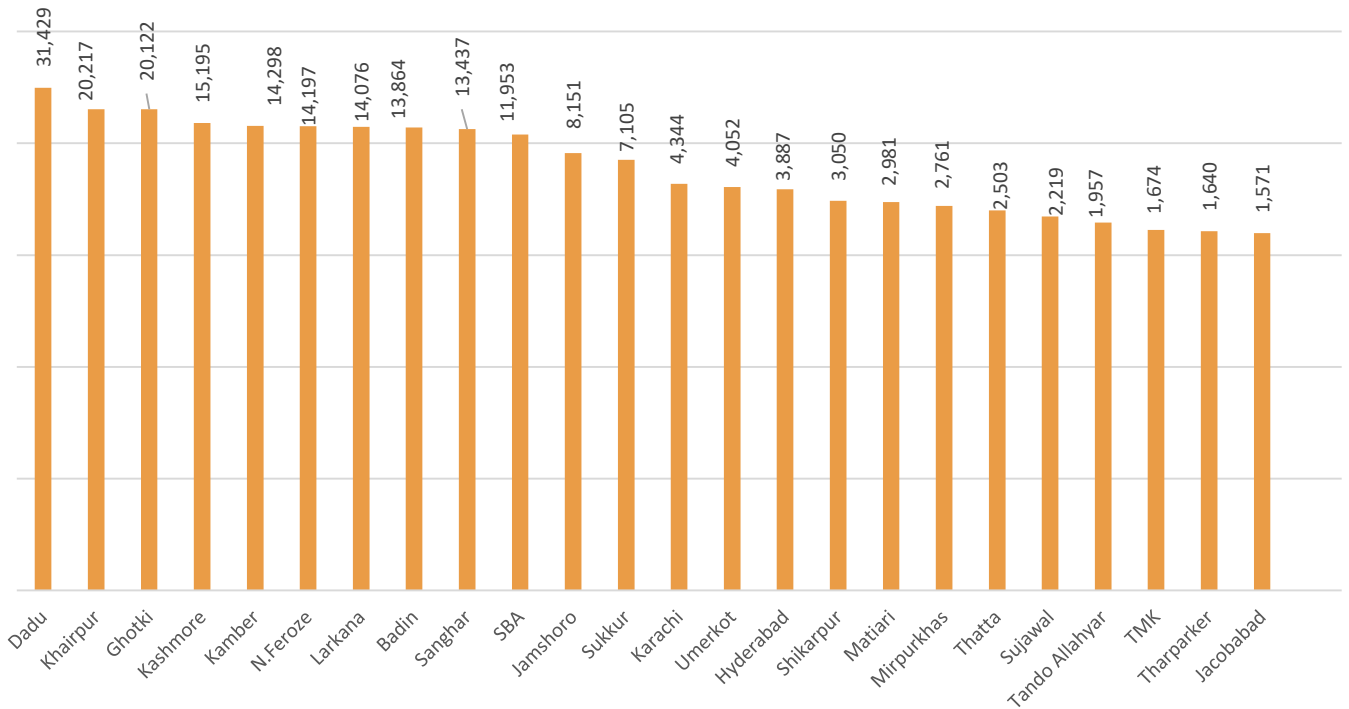
GENDER-WISE DISTRIBUTION



SUMMARY



DISTRICT-WISE LIVESTOCK LOSS



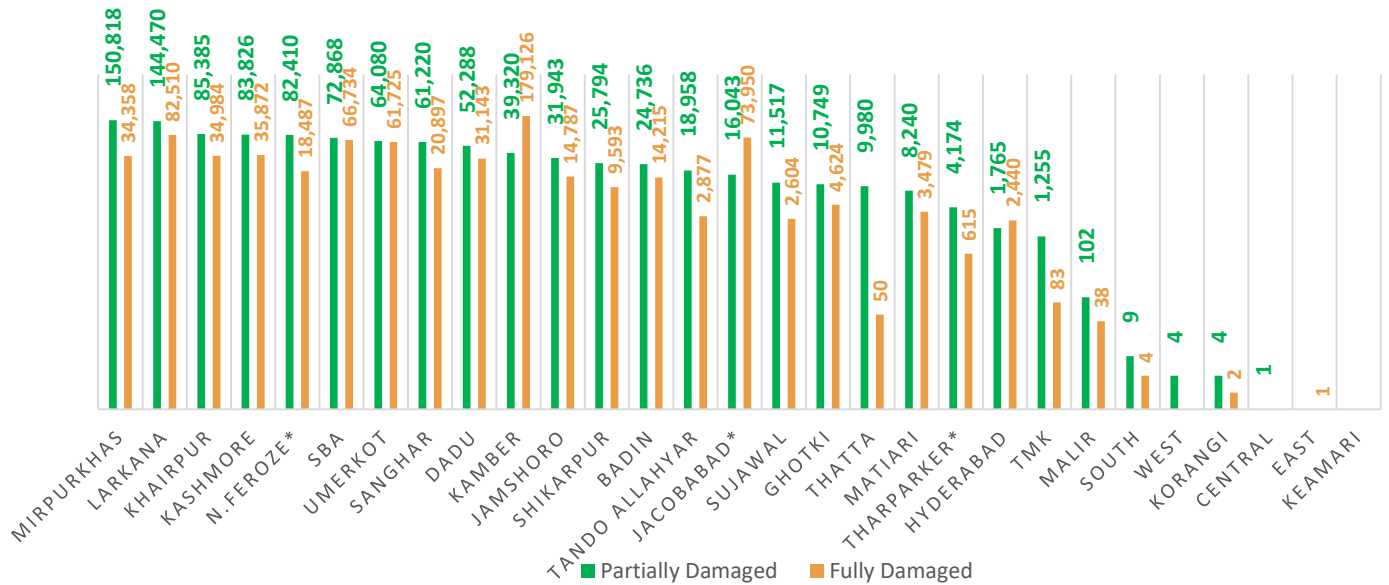
Total Livestock Perished: 216,683

Livestock Data Source: DG Livestock Sindh.



Summary of Infrastructure & Private Property Damage

DISTRICT-WISE HOUSE DAMAGES



Partially Damaged – 1,001,959

Fully Damaged – 695,198

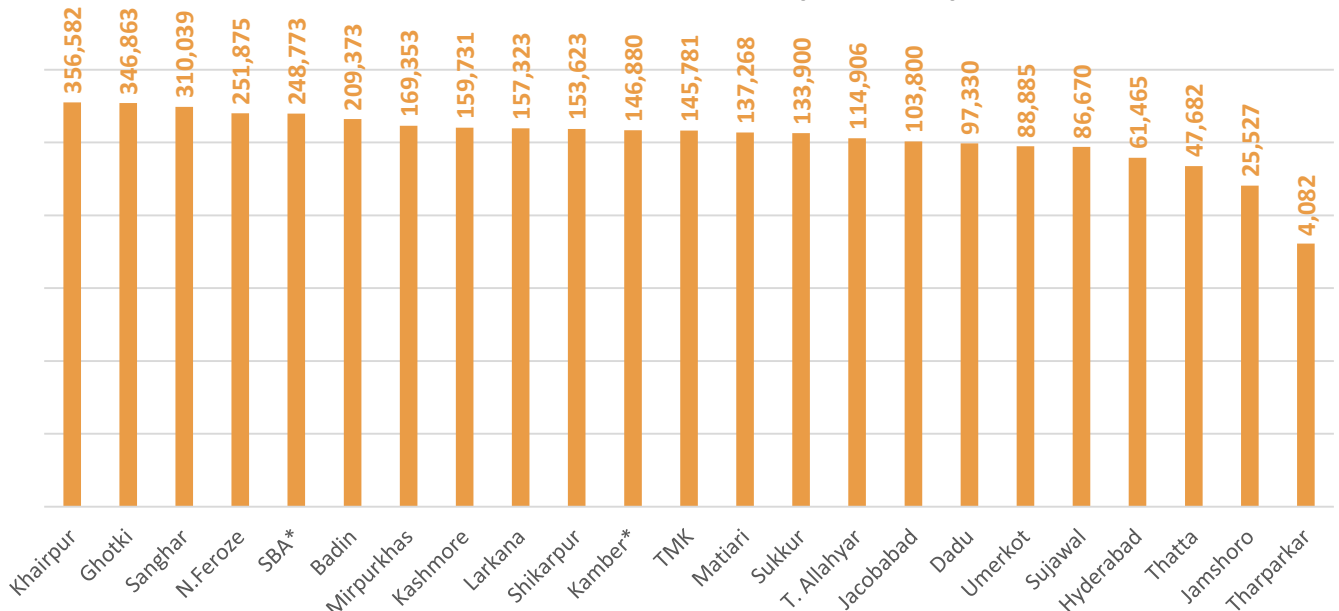
District Sukkur house damaged – 20,631

Grand Total – 1,717,788

Source: Concerned Deputy Commissioners.

Note: - Deputy Commissioner Sukkur has not categorized the data of total house damage, however the categorical distribution of damage will be reflected when received.

CROP AREA AFFECTED (IN ACRES)



Total Crop Area Damaged: 3,557,711

Source: Relief Department Sindh

Note: 3,408,424 Crop Area (acres) damaged have been reported by Agriculture Department



**PROVINCIAL DISASTER MANAGEMENT AUTHORITY
REHABILITATION DEPARTMENT
GOVERNMENT OF SINDH**



Division	District	No. of UC's Affected	No. of Roads	Road (km)	Bridge	Culverts	Causeway	Shop	Hotel	Masjid
Karachi	East	-	1	8	2	-	750	-	-	-
	West	-						-	-	-
	South	18						1	-	-
	Central	-						3	-	-
	Malir	14						7	-	-
	Korangi	2						-	-	-
	Keamari	32						-	-	-
Sub Total		66	1	8	2	-	750	11	-	-
Hyderabad	Hyderabad	160	13	76	2	-	-	-	-	-
	Jamshoro	28	42	516	15	9	1375	-	-	-
	Dadu	66	65	569	6	99	-	-	-	-
	Matiari	30	7	83	-	-	-	-	-	-
	Tando Allahyar	28	37	344	6	92	-	-	-	-
	TMK	7	7	118	0	6	-	-	-	-
	Thatta	40	39	291	23	233	-	-	-	-
	Sujawal	37	30	426	57	272	-	-	-	-
	Badin	68	53	799	13	82	0	5	2	3
Sub Total		464	293	3,221	122	793	1,375	5	2	3
Sukkur	Sukkur	49	20	181	1	25	-	11	-	-
	Khairpur	88	110	622	2	83	-	13	-	3
	Ghotki	66	24	252	-	-	-	-	-	-
Sub Total		203	154	1,055	3	108	-	24	-	3
SBA	SBA*	59	58	942	15	45	-	-	-	-
	N.Feroze	68	60	727	2	124	-	-	-	-
	Sanghar	73	52	296	10	119	-	-	-	-
Sub Total		200	170	1,965	27	288	-	-	-	-
Larkana	Larkana	68	24	192	1	54	-	-	-	-
	Kamber-Shahdadkot	52	51	173	3	158	-	-	-	-
	Shikarpur	55	23	258	-	38	-	-	-	-
	Jacobabad	44	9	92	-	65	-	-	-	-
	Kashmore	41	24	289	1	14	-	-	-	-
Sub Total		260	131	1,004	5	329	-	-	-	-

Emergency No:
1736

Plot No. 26-C, Main Khayaban-e-Jami,
DHA Phase-VII, Karachi.

021-99332742
021-35381810

021-99332007

0335-5557362

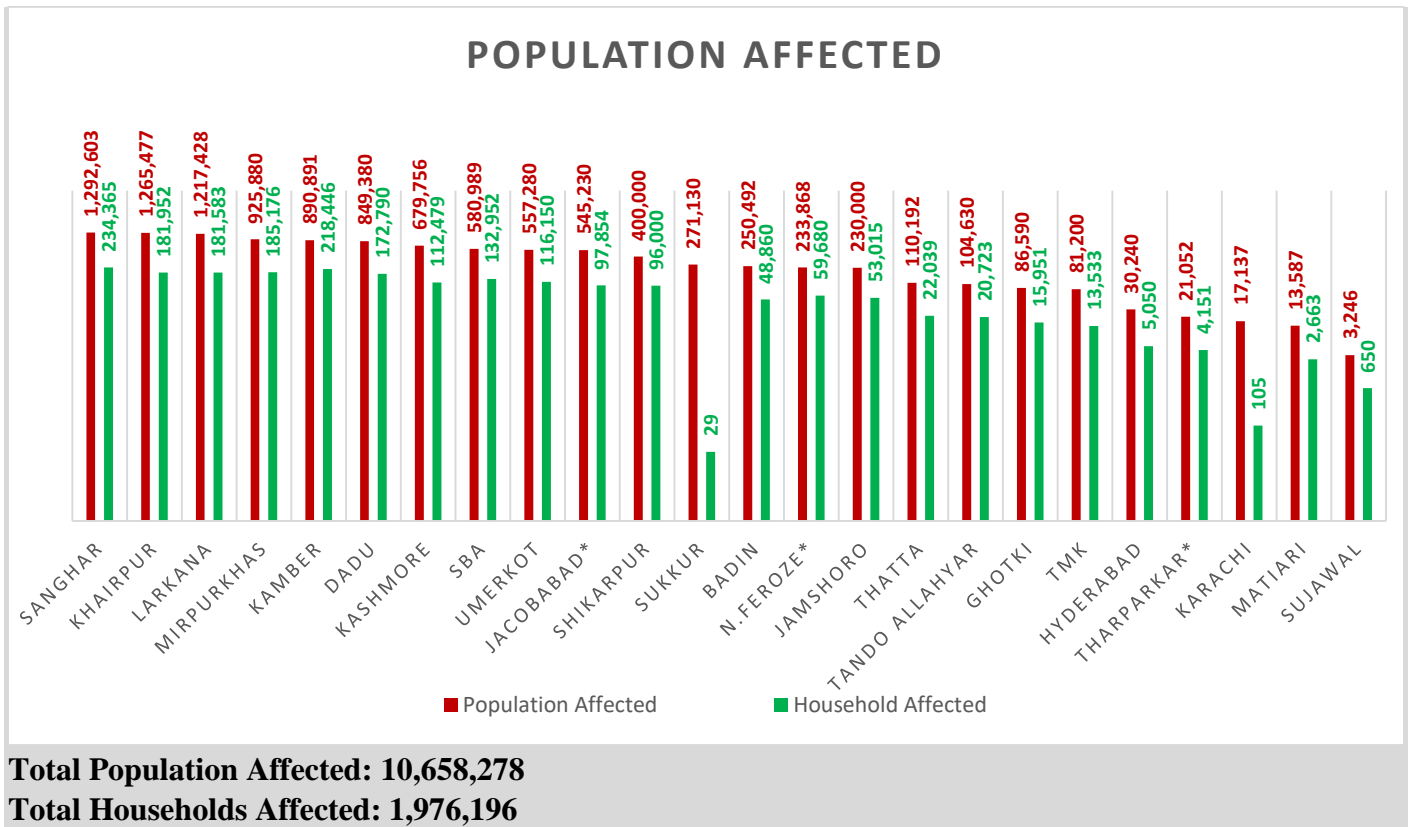
www.pdma.gos.pk

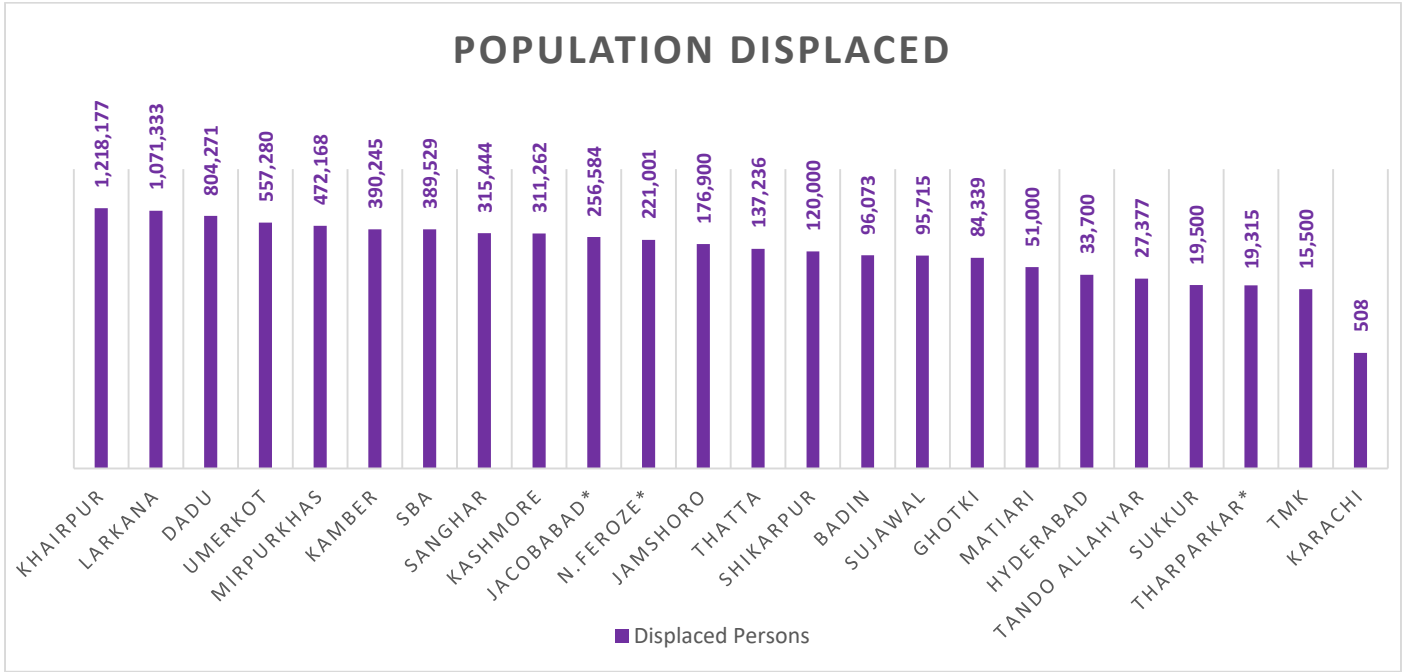
Division	District	No. of UC's Affected	No. of Roads	Road (km)	Bridge	Culverts	Causeway	Shop	Hotel	Masjid
Mirpurkhas	Mirpurkhas	50	15	207	6	82	-	-	-	-
	Umerkot	42	21	332	-	69	-	-	-	-
	Tharparker	3	18	597	-	80	-	-	-	-
Sub Total		95	54	1,136	6	231	-	-	-	-
Grand Total		1,288	803	8,389	165	1,749	2,125	40	2	6

Source of UCs Affected: Relief Department Sindh

Source of Infrastructure Damage: Works & Services Department Sindh

Note: Works & Services Department has reported that 2,548 Government buildings have been damaged





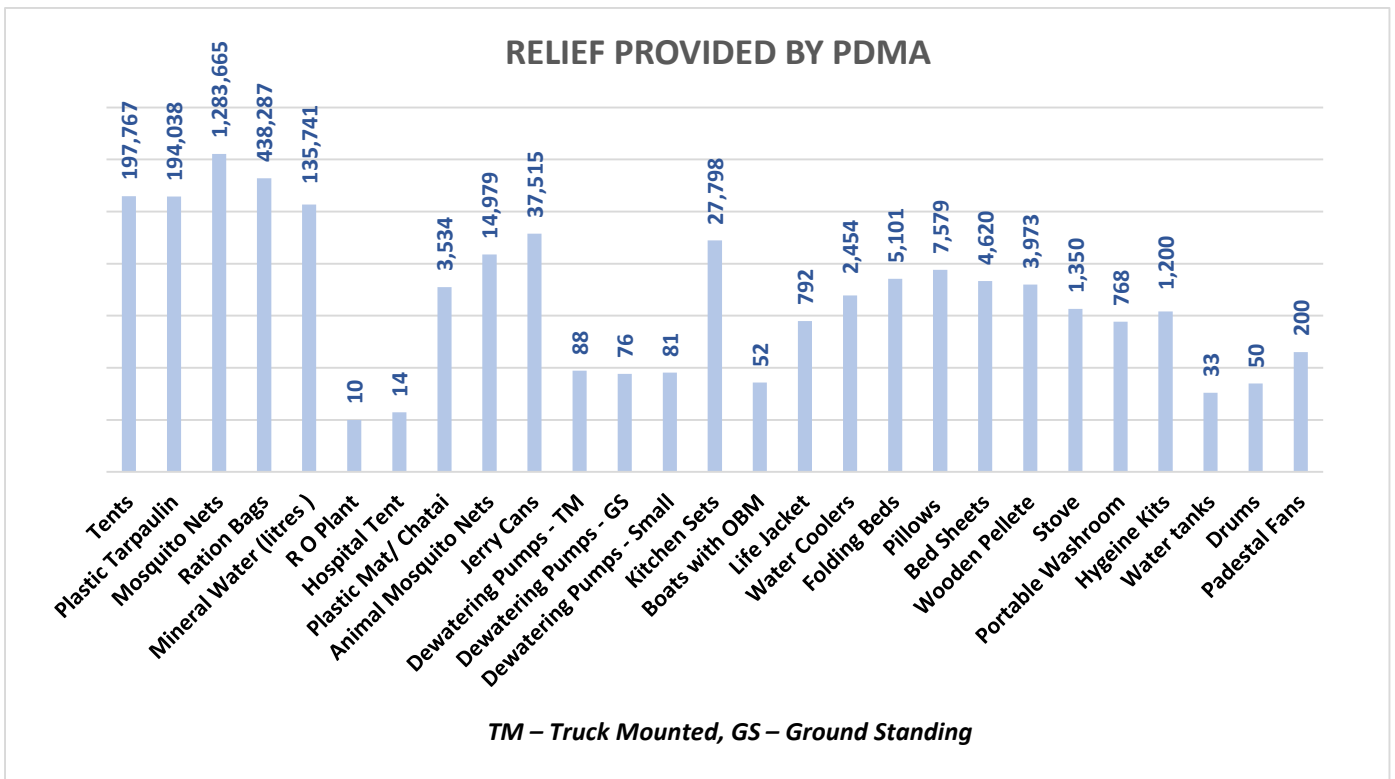
Total Number of Person Displaced: 6,884,457

Relief Camps Established by DDMA's / Deputy Commissioners

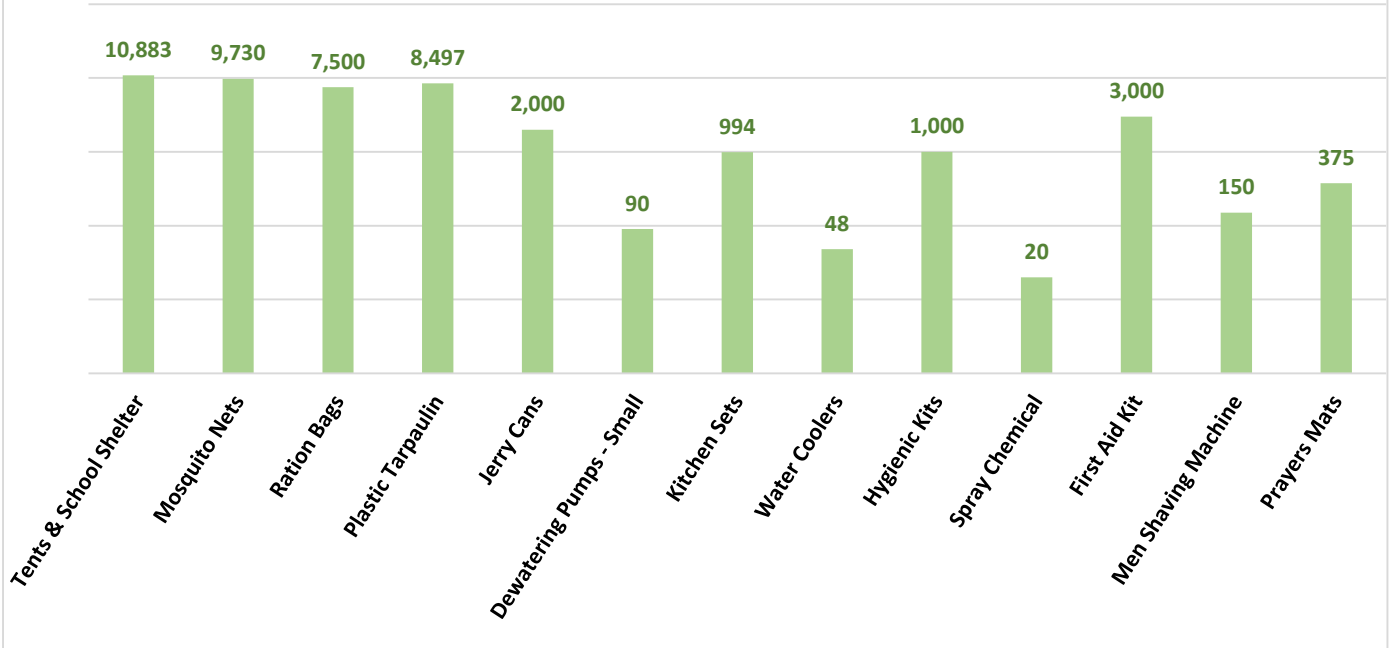
Division	District	Relief Camps Established	Persons in Relief Camps (Last 24hrs)			
			M	F	C	T
Karachi	East	15	-	-	-	6,341
	West	7	-	-	-	3,705
	Korangi	2	-	-	-	505
	Malir	8	-	-	-	4,794
	Central	2	-	-	-	0
	Keamari	7	-	-	-	783
Sub Total		41	-	-	-	16,128
Hyderabad	Hyderabad	29	-	-	-	6,530
	Jamshoro	15	10,100	10,600	14,300	35,000
	Dadu	154	8,250	10,500	14,947	33,697
	Matari	73	-	-	-	5,459
	Tando Allahyar	09	798	845	786	2,429
	Thatta*	12	-	-	-	22,134
	Sujawal	4	-	-	-	-
	Badin	-	1,783	1,867	2,084	5,734
Sub Total		296	20,931	23,812	32,117	110,983
Sukkur	Sukkur	41	-	-	-	12,990
	Khairpur	183	-	-	-	47,300
	Ghotki	45	418	411	1,422	2,251
Sub Total		269	418	411	1,422	62,541
SBA	SBA*	89	2,169	2,031	5,384	9,584
	N.Feroze	351	11,701	11,952	21,493	45,146

Division	District	Relief Camps Established	Persons in Relief Camps (Last 24hrs)			
			M	F	C	T
	Sanghar	151	4,417	7,730	9,940	22,087
Sub Total		591	18,287	21,713	36,817	76,817
Larkana	Larkana*	1,354	36,523	48,695	60,877	146,095
	Kamber-Shahdadkot	206	19,346	20,165	13,209	52,720
	Shikarpur	46	-	-	-	21,364
	Jacobabad*	112	-	-	-	14,008
	Kashmore	27	151	183	307	641
Sub Total		1,745	56,020	69,043	74,393	234,828
Mirpurkhas	Mirpurkhas*	35	4,159	1,849	1,510	7,518
	Umerkot	15	2,350	2,215	2,663	7,228
Sub Total		50	6,509	4,064	4,173	14,746
Grand Total		2,992	102,165	119,043	148,922	516,043

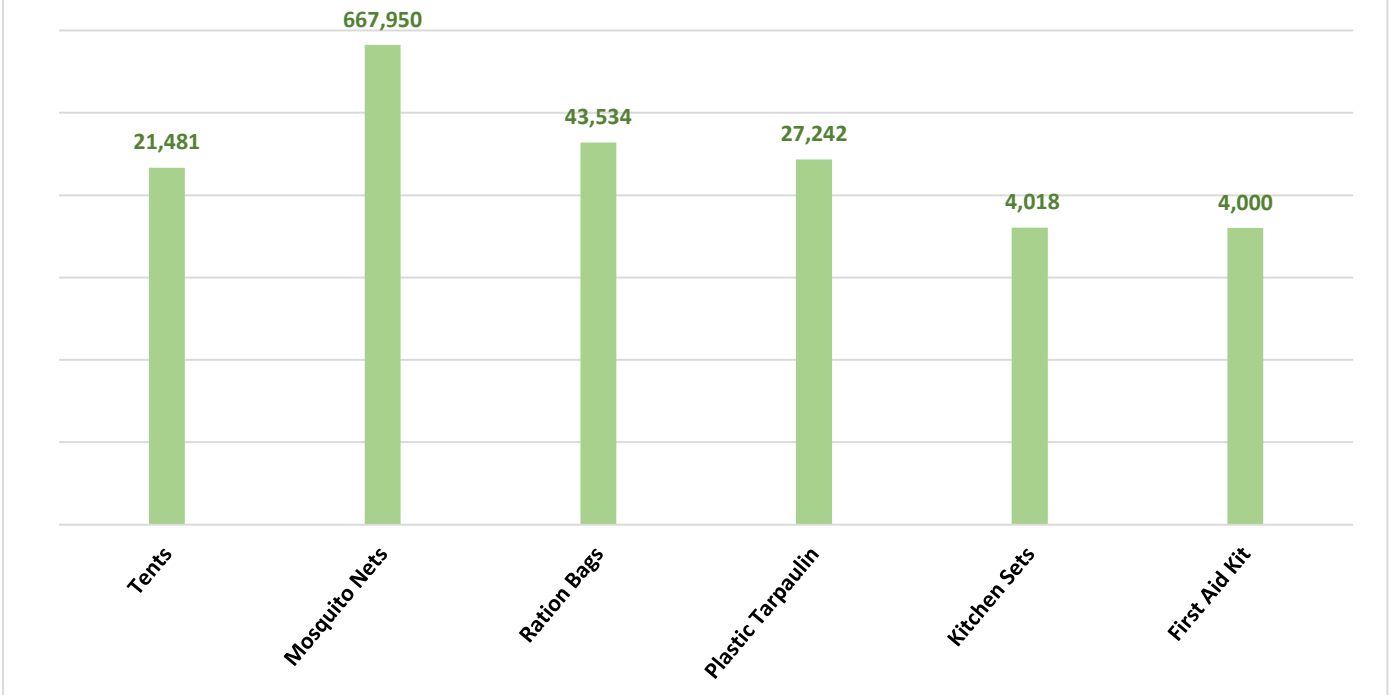
Source: Concerned Deputy Commissioners of Sindh.



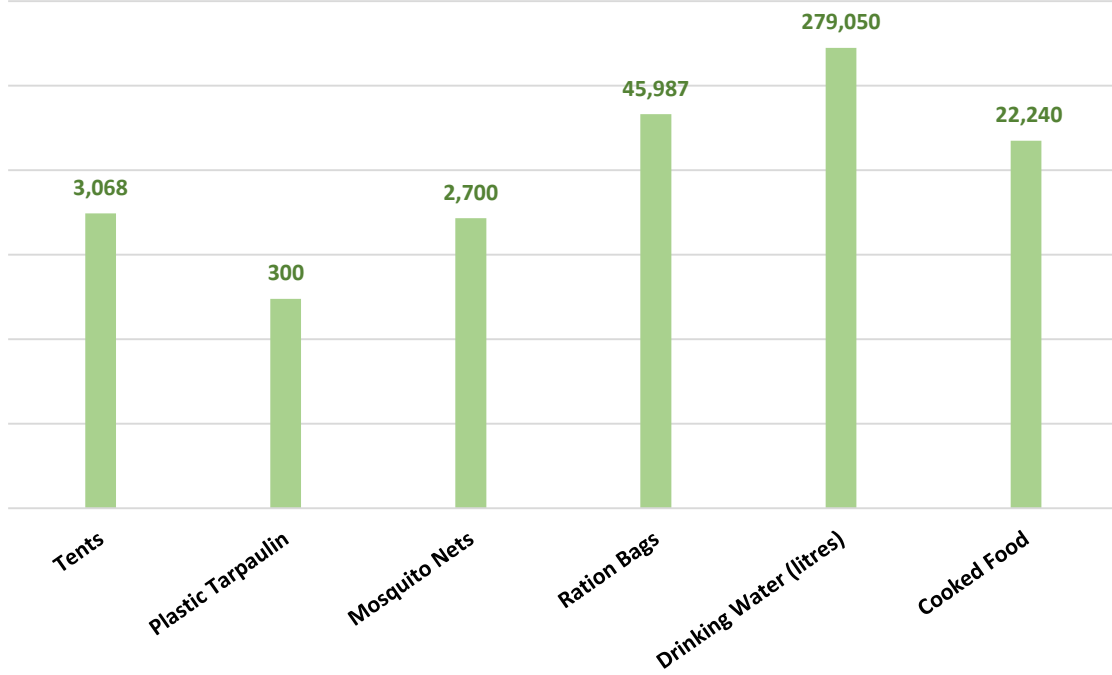
RELIEF PROVIDED BY NDMA THROUGH PDMA



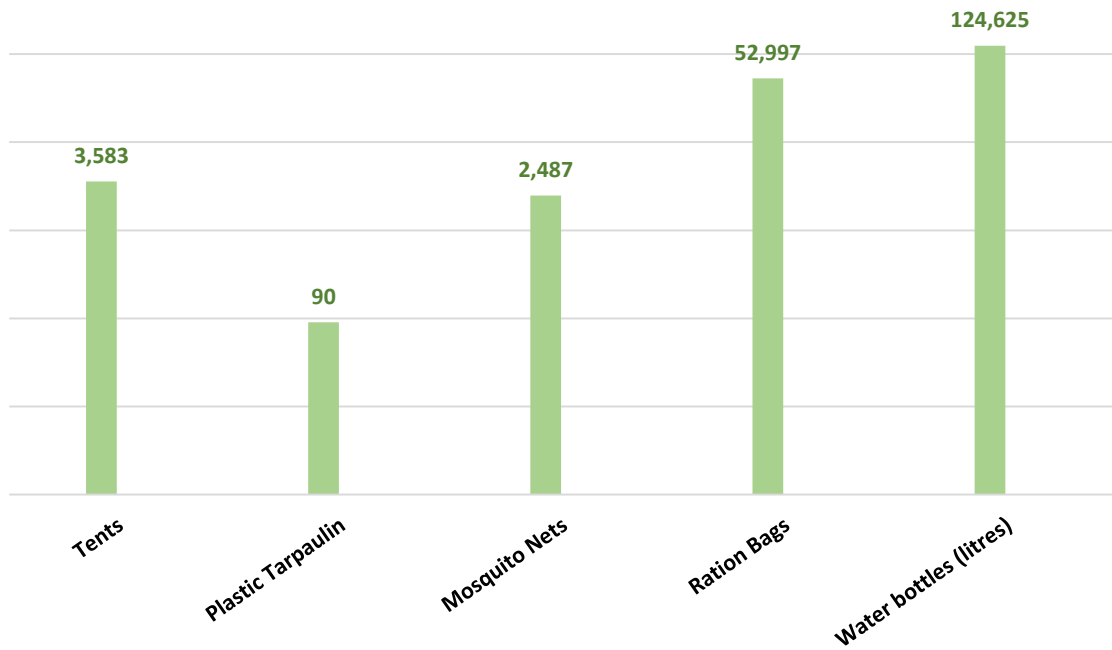
RELIEF PROVIDED BY NDMA THROUGH ARMY

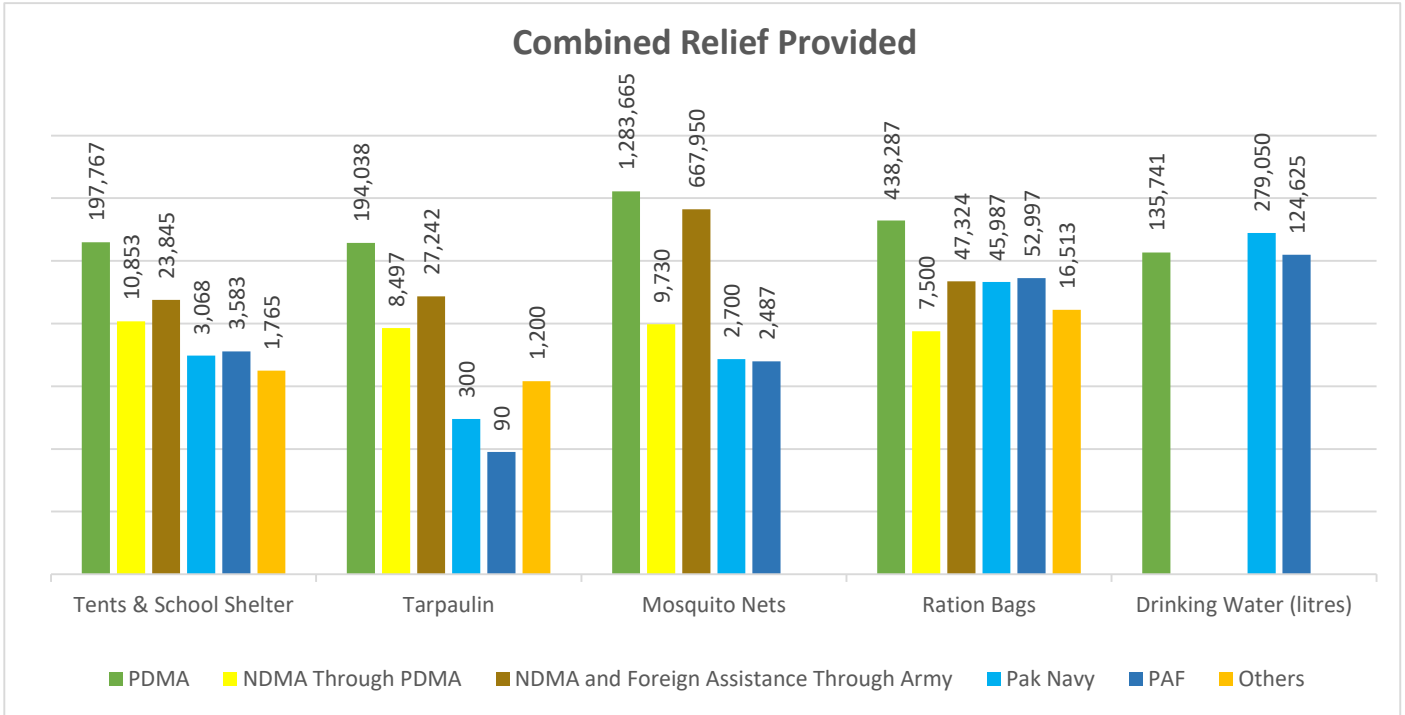


RELIEF PROVIDED BY PAK NAVY



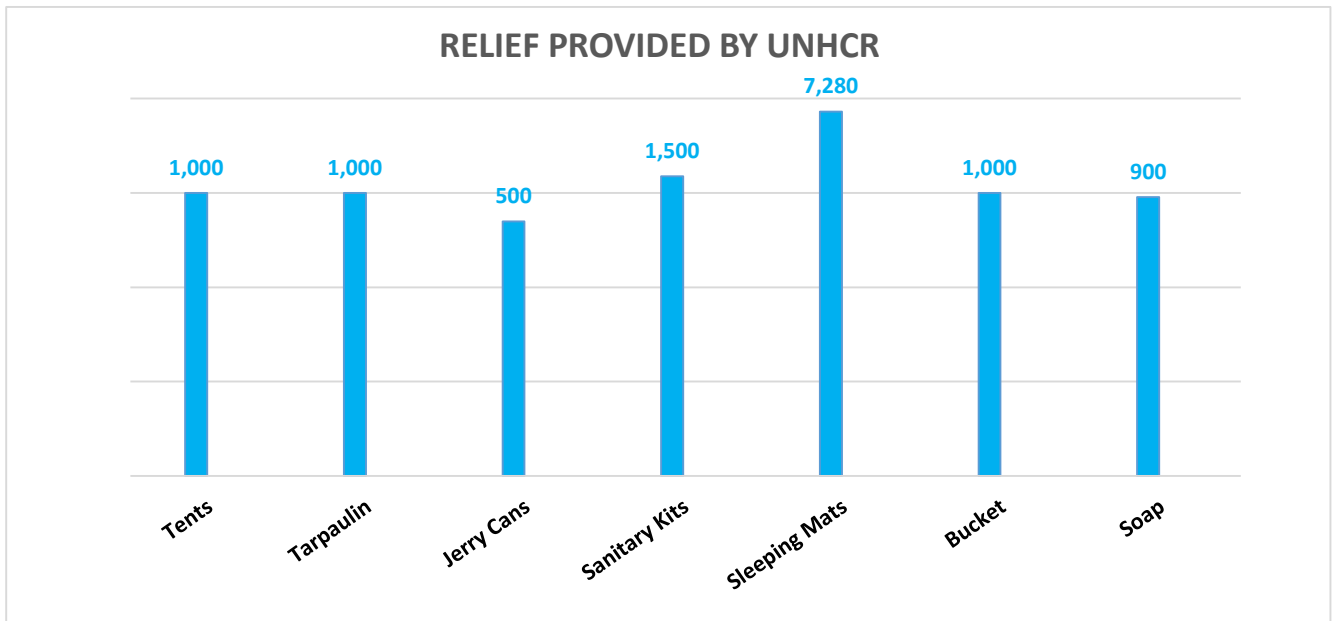
RELIEF PROVIDED BY PAK AIRFORCE

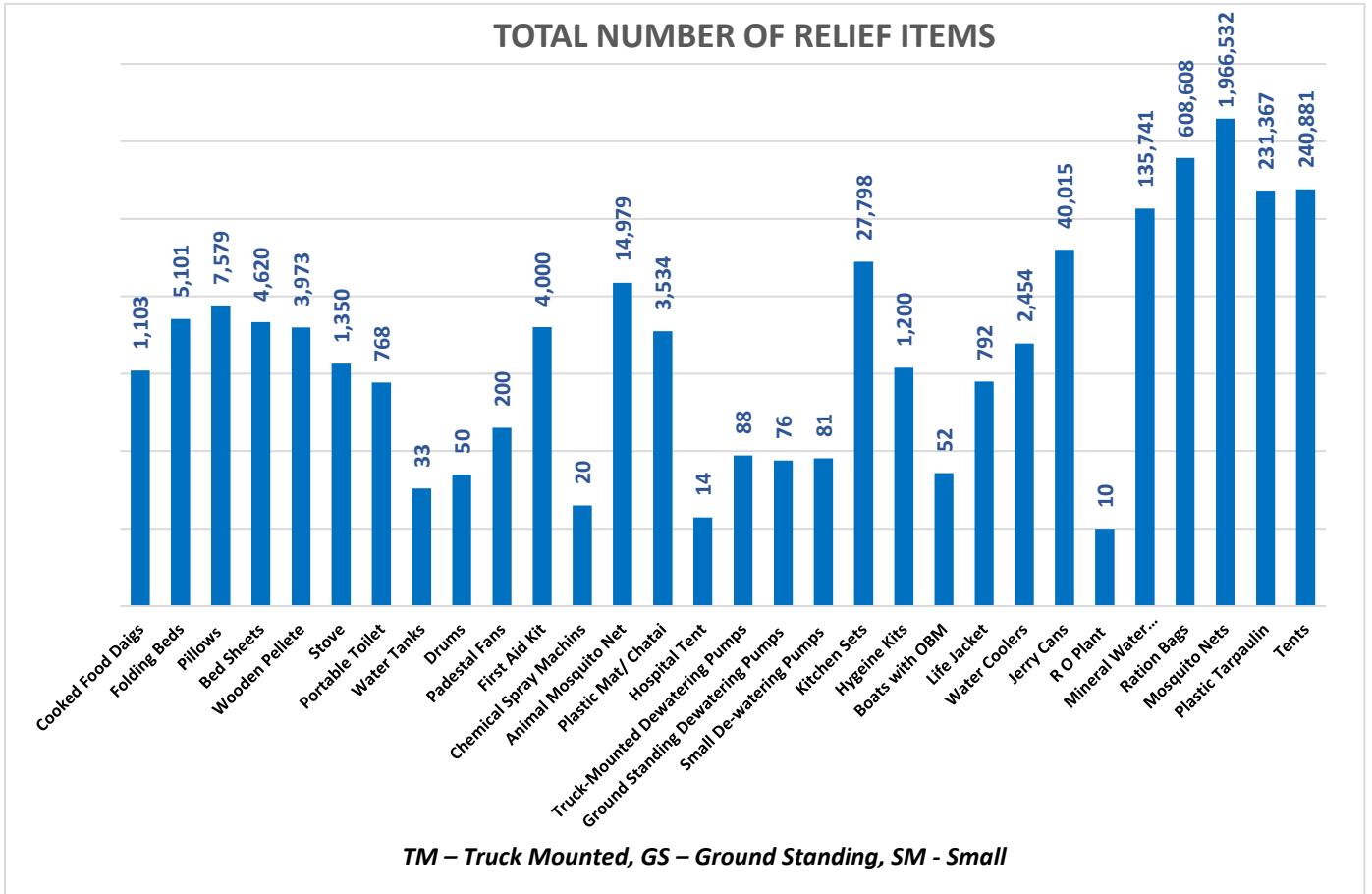




Others:

Organization	Relief
FGRF(INGO)	Cooked Food (Daigs) : 1058





Last 24 Hours (Already Included in Total):

Item Description	Tents	Tarpaulin Sheets	Mosquito Nets	Animal Mosquito Nets	Ration Bag	Drinking Water	Jerry Cans	Kitchen Sets	Plastic Mats	Folding Beds	Sleeping Mats	Pillows
Tharparkar	9	-	-	-	-	-	-	-	-	-	-	-
SBA	-	-	-	-	2,000	-	-	-	-	-	-	-
Mirpurkhas	-	-	-	-	5,000	-	-	-	-	-	-	-
Sanghar	-	-	-	-	1,250	-	-	-	-	-	-	-
Badin	530	-	-	-	1,200	-	-	-	-	-	-	-
Thatta	1,000	-	-	-	1,000	-	-	-	-	-	-	-
Tando Allahyar	-	-	-	-	1,500	-	-	-	-	-	-	-
Matiari	-	-	-	-	1,000	-	-	-	-	-	-	-
Dadu	1,000	18,900	7,625	1,317	4,000	12,000	3,336	4,245	528	200	-	485
Jamshoro	1,500	-	-	-	1,000	18,000	-	-	-	-	-	-
Khairpur	1,000	830	48,500	-	-	-	1,624	-	-	200	-	485
Sukkur	150	-	-	-	-	-	-	-	-	-	-	-
Jacobabad	1,487	1,149	10,400	-	4,000	-	-	-	-	-	-	-
Kamber	1,550	-	20,005	-	-	-	1,700	1,465	-	208	760	-
Total	8,226	20,879	86,530	1,317	21,950	30,000	6,660	5,710	528	608	760	970

Sd/-
(KAZIM RAZA TALPUR)
**INCHARGE PEOC
PDMA SINDH**