

No. PDMA (SINDH)/(SITREP)/2022/1139

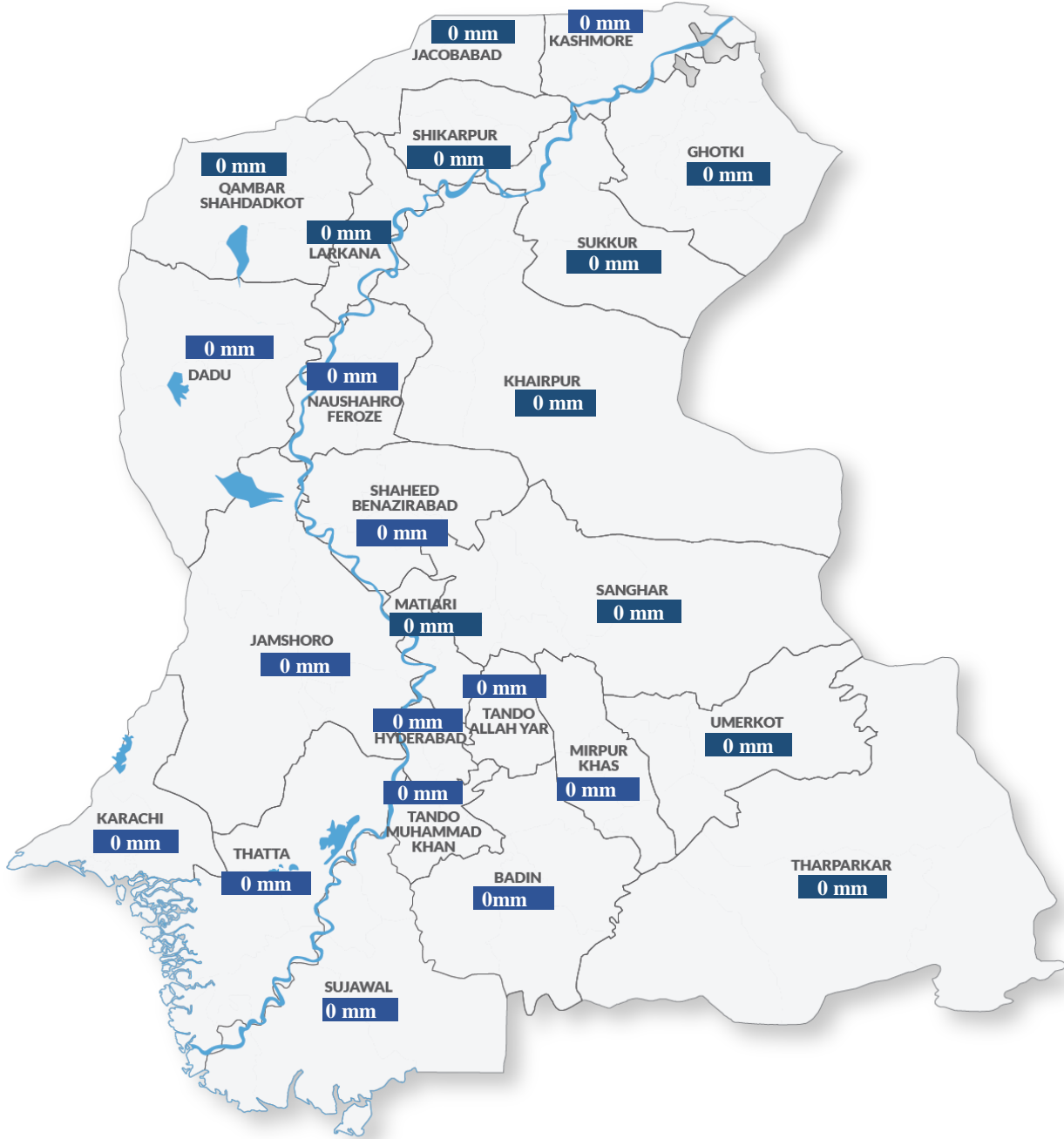
September 22, 2022

Period Covered: 22:00 hrs. 20-06-2022 to 21-09-2022 22:00 hrs.

DAILY SITUATION REPORT

Weather Situation Overview

Rainfall in Average (last 24 hrs.)



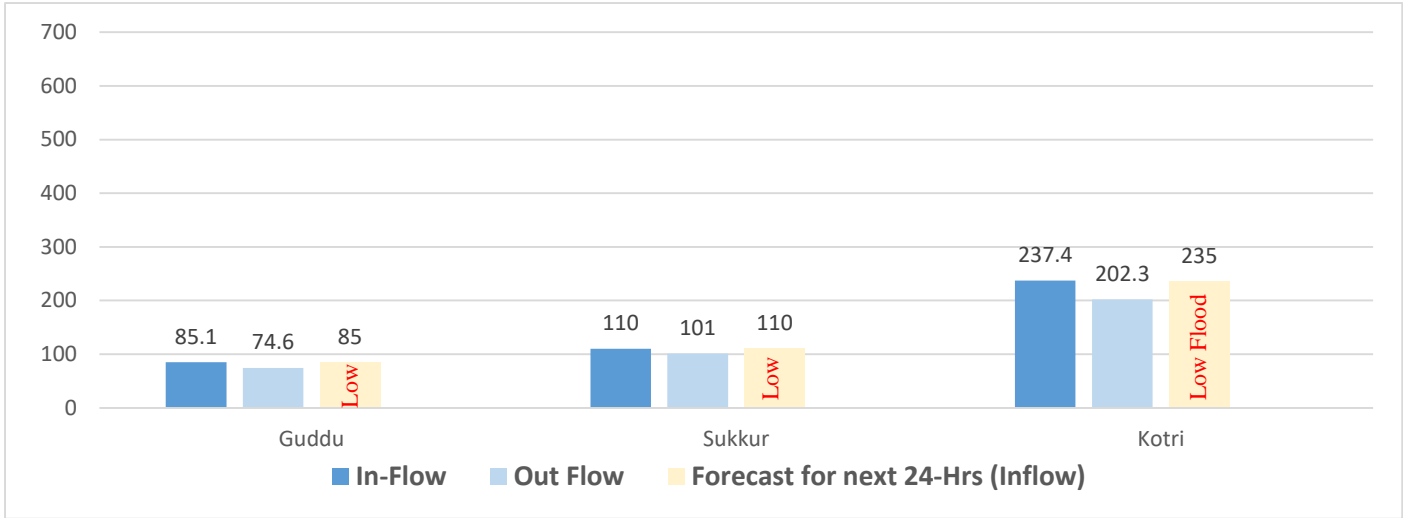
Source: CM Portal

Weather Forecast

- Nothing to Report (NTR)

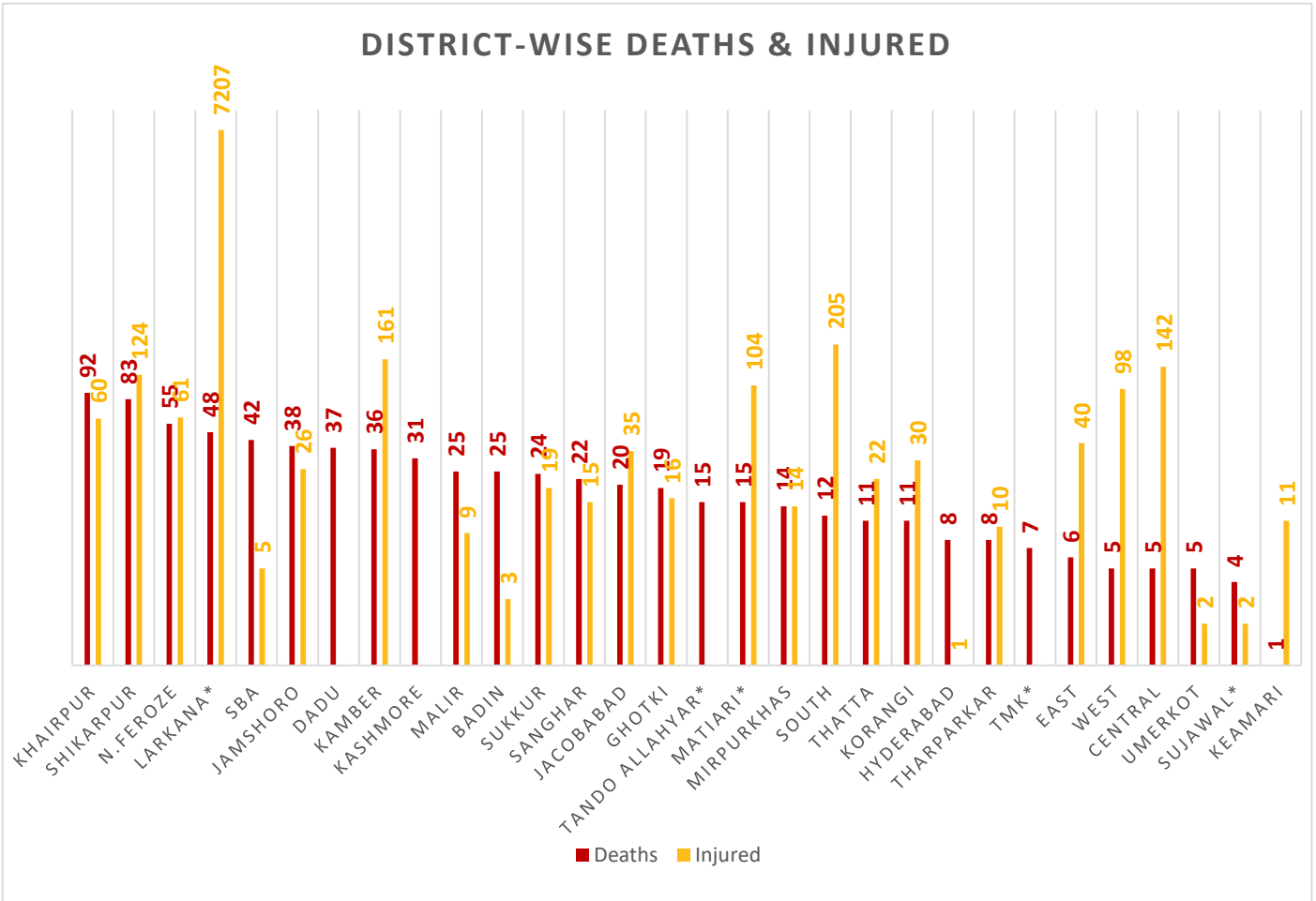


River Indus Discharge (in Thousands of Cusecs)



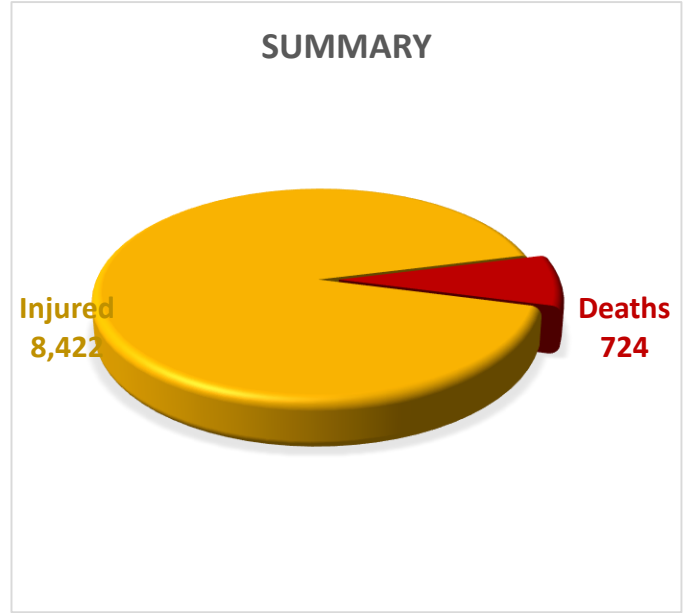
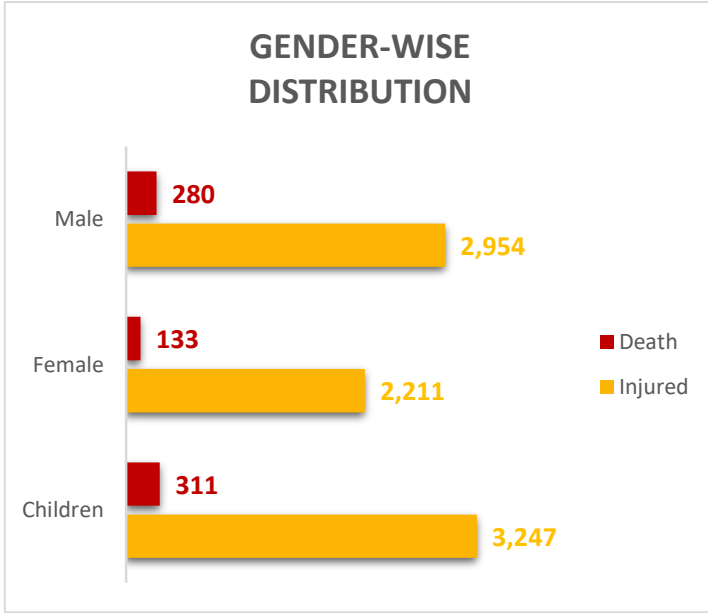
Source: Pakistan Meteorological Department - Flood Forecasting Division (FFD) – Bulletin No. B-099/22 Dated: 21st September, 2022 10:30 AM (PST)

Summary of Losses



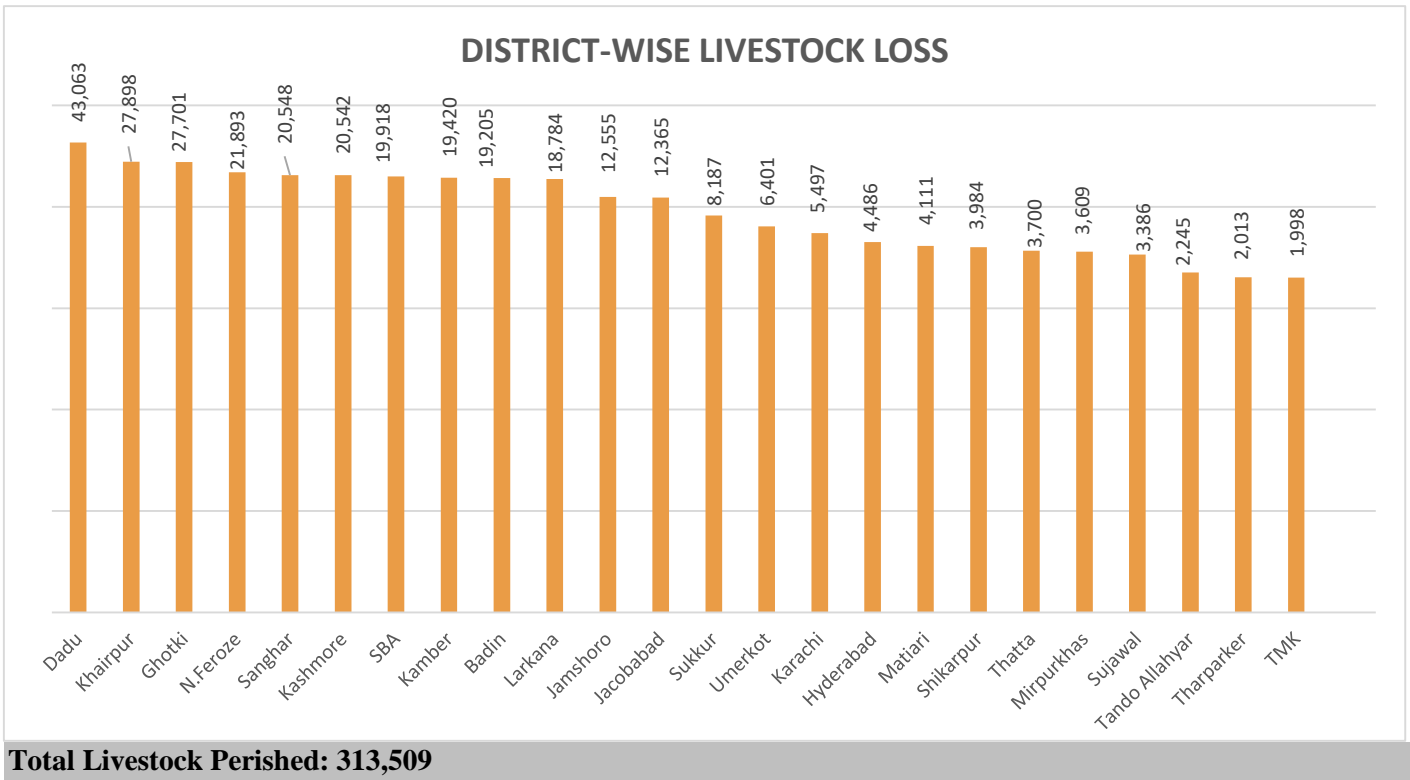
Death Data Source: Concerned Deputy Commissioners.

Injury Data Source: Directorate General Health Services, Hyderabad..

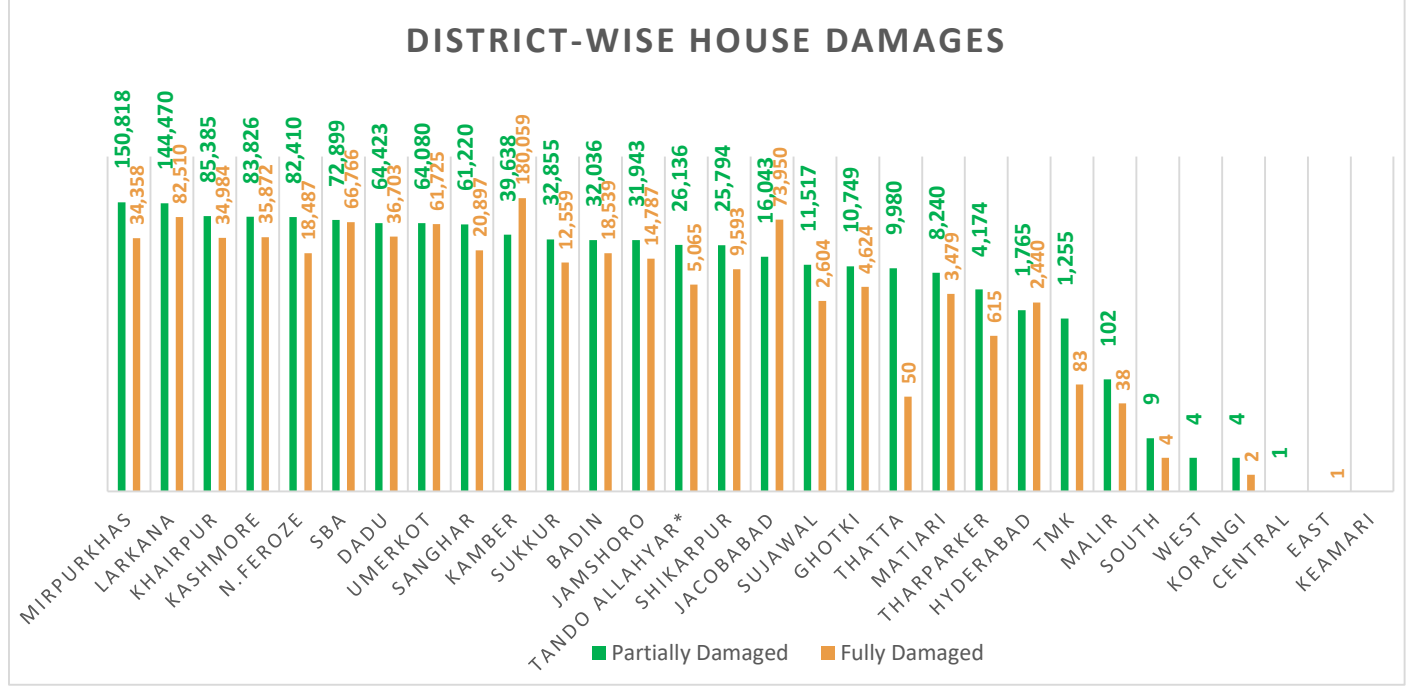


Case(s) reported during last 24 hours: (Already Included in Total)

District		Name of the Deceased	Age	Date of Death	Cause of Death
1	Tando Allahyar	Kheemchand	3 years	18/09/2022	Due to drown in rainy water
2		Ramesh	8 years	18/09/2022	Due to drown in lake
3	Sujawal	Imko D/o Asan Kolhi	Minor	09/09/2022	Due to the slip of foot in stagnant water of rain
4		Farhan S/o Altaf	5 years	07/09/2022	Due to Drowning
5	Tando M. Khan	Ayan Ali S/o Haji Muhammad Dars	4 years	02/09/2022	Died due to Gastro/Diarrhea
6	Matiari	Sadam Hussain S/o Bashir Chutto	-	13/09/2022	Rain water, known case of epilepsy died in stagnant rain water
7		Kajul D/o Babu	Minor	09/09/2022	Acute Malnutrition
8		Sikander S/o Ghulam Hyder	-	05/09/2022	Due to bite of unknown insect
9		Shoukat S/o Hussain Bux	-	09/09/2022	Due to Cardio Respiratory failure
10		Muhammad Hashim S/o Soomar Hajano	-	20/09/2022	Due to Drowning
11	Larkana	Meer Hassan S/o Ubaidullah Bhatti	-	27/08/2022	Due to heavy rain
12		Saeed Ahmed S/o Abdul Wahab Sunani	-	28/08/2022	Due to Drowning
13		Nisar Ahmed S/o Abdul Aziz Sunani	-	28/08/2022	Due to Drowning
14		Nasrat Khatoon W/o Bhooral Khan Soomro	-	29/08/2022	Due to Roof Collapse
15		Nassrullah S/o Naseer Muhammad Mirani	-	01/09/2022	Due to Drowning
16		Aftab Ahmed S/o Ghulam Muhammad Mirani	-	01/09/2022	Due to Drowning
17		Khan Muhammad S/o Shahnawaz Shaikh	-	04/09/2022	Due to Falling into water pit

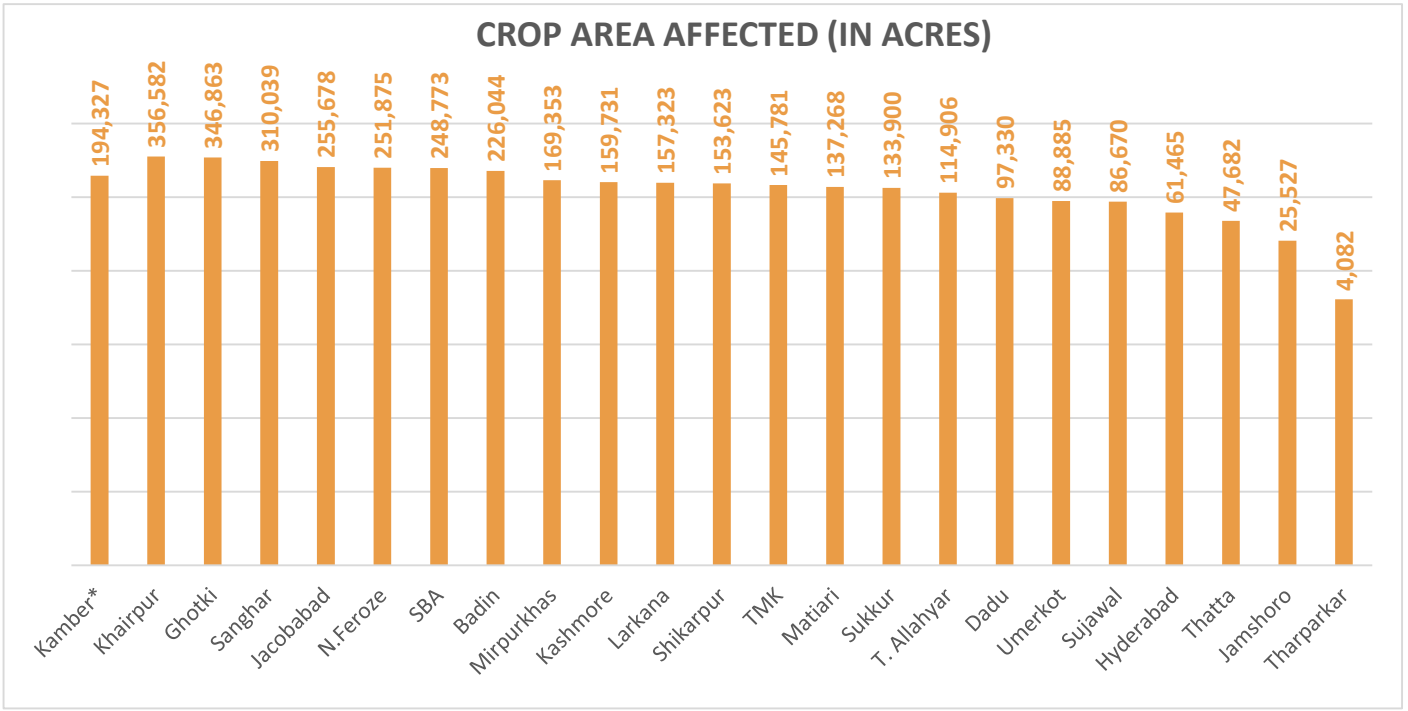


Summary of Infrastructure & Private Property Damage



Partially Damaged – 1,061,776
Fully Damaged – 720,794
Grand Total – 1,782,570

Source: Concerned Deputy Commissioners.



Total Crop Area Damaged: 3,773,707

Source: Relief Department Sindh

Note: - Deputy Commissioner Kamber-Shahdadkot has revised the data of Crop Area Affected.

Division	District	No. of UC's Affected	No. of Roads	Road (km)	Bridge	Culverts	Causeway	Shop	Hotel	Masjid
Karachi	East	-	1	8	2	-	750	-	-	-
	West	-						-	-	
	South	18						1	-	
	Central	-						3	-	
	Malir	14						7	-	
	Korangi	2						-	-	
	Keamari	32						-	-	
Sub Total		66	1	8	2	-	750	11	-	-
Hyderabad	Hyderabad	160	13	76	2	-	-	-	-	-
	Jamshoro	28	42	516	15	9	1375	-	-	-
	Dadu	66	65	569	6	99	-	-	-	-
	Matiari	30	7	83	-	-	-	-	-	-
	Tando Allahyar	28	37	344	6	92	-	-	-	-
	TMK	7	7	118	0	6	-	-	-	-
	Thatta	40	39	291	23	233	-	-	-	-
	Sujawal	37	30	426	57	272	-	-	-	-

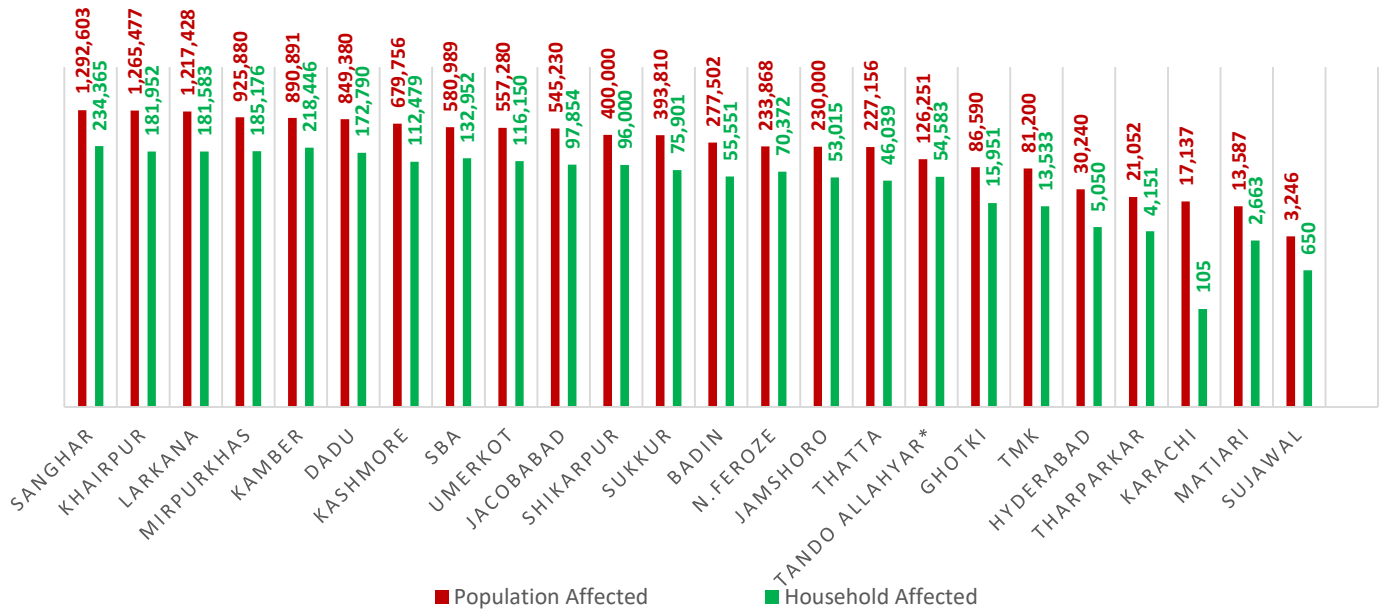
Division	District	No. of UC's Affected	No. of Roads	Road (km)	Bridge	Culverts	Causeway	Shop	Hotel	Masjid
	Badin	68	53	799	13	82	0	5	2	3
Sub Total		464	293	3,221	122	793	1,375	5	2	3
Sukkur	Sukkur*	67	20	181	1	25	-	11	-	-
	Khairpur	88	110	622	2	83	-	13	-	3
	Ghotki	66	24	252	-	-	-	-	-	-
Sub Total		221	154	1,055	3	108	-	24	-	3
SBA	SBA	59	58	942	15	45	-	-	-	-
	N.Feroze	68	60	727	2	124	-	-	-	-
	Sanghar	73	52	296	10	119	-	-	-	-
Sub Total		200	170	1,965	27	288	-	-	-	-
Larkana	Larkana	68	24	192	1	54	-	-	-	-
	Kamber-Shahdadkot	52	51	173	3	158	-	-	-	-
	Shikarpur	55	23	258	-	38	-	-	-	-
	Jacobabad	44	9	92	-	65	-	-	-	-
	Kashmore	41	24	289	1	14	-	-	-	-
Sub Total		260	131	1,004	5	329	-	-	-	-
Mirpurkhas	Mirpurkhas	50	15	207	6	82	-	-	-	-
	Umerkot	42	21	332	-	69	-	-	-	-
	Tharparker	3	18	597	-	80	-	-	-	-
Sub Total		95	54	1,136	6	231	-	-	-	-
Grand Total		1,306	803	8,389	165	1,749	2,125	40	2	6

Source of UCs Affected: Relief Department Sindh

Source of Infrastructure Damage: Works & Services Department Sindh

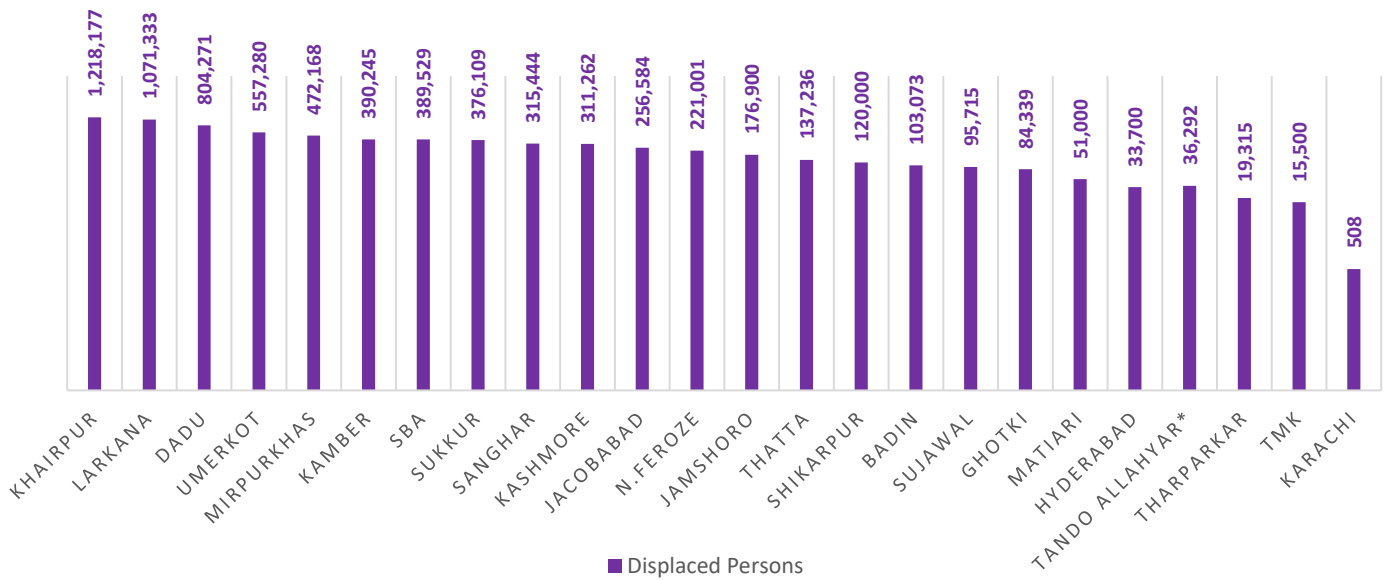
Note: Works & Services Department has reported that 2,548 Government buildings have been damaged

POPULATION AFFECTED



Total Population Affected: 10,946,553
Total Households Affected: 2,127,311

POPULATION DISPLACED



Total Number of Person Displaced: 7,256,981

Relief Camps Established by DDMAs / Deputy Commissioners

Division	District	Relief Camps Established	Persons in Relief Camps (Last 24hrs)			
			M	F	C	T
Karachi	East	15	-	-	-	6,341
	West	7	-	-	-	3,705
	Korangi	2	-	-	-	505
	Malir	8	-	-	-	4,794
	Central	2	-	-	-	0
	Keamari	7	-	-	-	783
Sub Total		41	-	-	-	16,128
Hyderabad	Hyderabad	29	-	-	-	6,530
	Jamshoro	15	10,100	10,600	14,300	35,000
	Dadu	154	8,250	10,500	14,947	33,697
	Matari	73	-	-	-	5,459
	Tando Allahyar	09	798	845	786	2,429
	Thatta*	27	-	-	-	22,712
	Sujawal	4	-	-	-	-
	Badin	-	4,317	4,602	5,412	14,331
Sub Total		311	23,465	26,547	35,445	120,158
Sukkur	Sukkur	41	3,883	4,392	7,581	15,856
	Khairpur	183	-	-	-	47,300
	Ghotki	45	418	411	1,422	2,251
Sub Total		269	4,301	4,803	9,003	65,407
SBA	SBA*	47	68,429	89,096	7,127	164,652
	N.Feroze*	292	9,877	10,005	17,907	37,789
	Sanghar	151	4,417	7,730	9,940	22,087
Sub Total		490	82,723	106,831	34,974	224,528
Larkana	Larkana*	1,354	15,714	21,650	26,972	64,336
	Kamber-Shahdadkot	206	19,346	20,165	13,209	52,720
	Shikarpur*	46	-	-	-	8089
	Jacobabad	94	2,271	2,776	10,097	15,144
	Kashmore*	27	237	190	437	864
Sub Total		1,727	37,568	44,781	50,715	141,153
Mirpurkhas	Mirpurkhas	35	4,159	1,849	1,510	7,518
	Umerkot	12	3,495	3,710	5,928	13,133
Sub Total		47	7,654	5,559	7,438	20,651
Grand Total		2,885	155,711	188,521	137,575	588,025

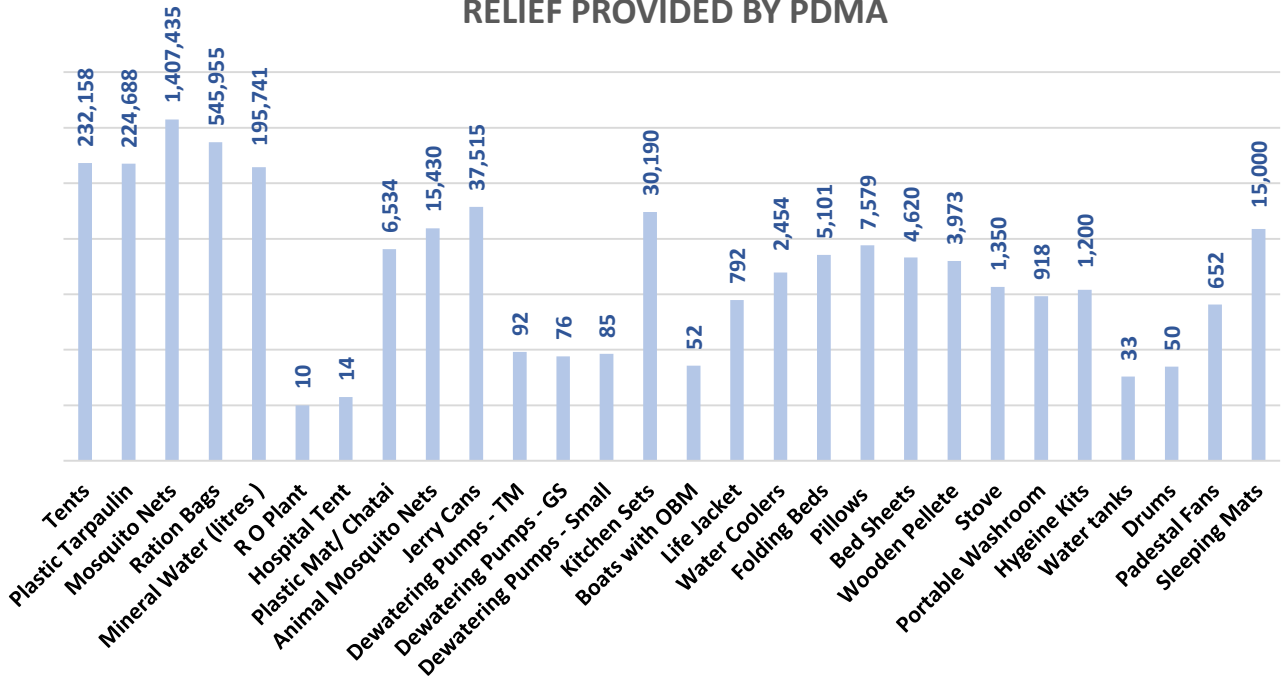
Source: Concerned Deputy Commissioners of Sindh.

Note: - Deputy Commissioner Naushahro Feroze has reported that the number of Relief Camps Established has been decreased from 339 to 292.

- Deputy Commissioner Shaheed Benazirabad has reported that the number of Relief Camps Established has been decreased from 52 to 47.

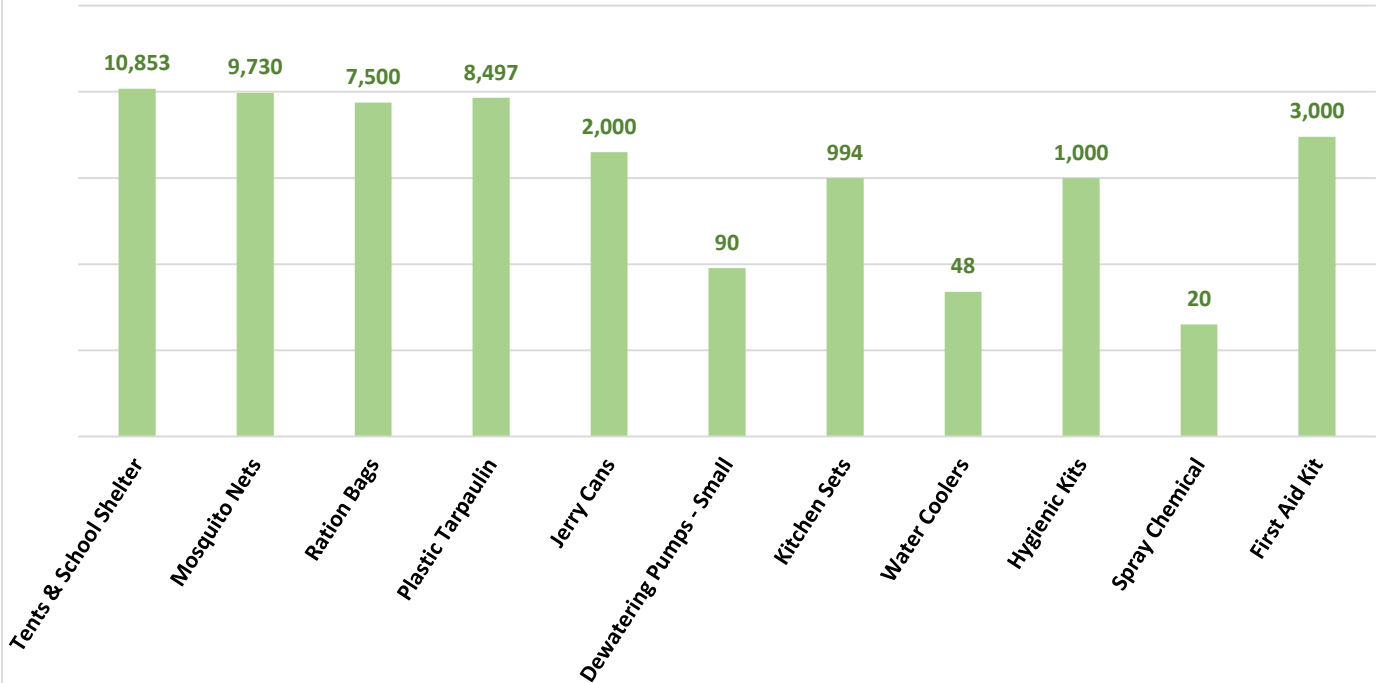
- Deputy Commissioner Umerkot has reported that the number of Relief Camps Established has been decreased from 15 to 12.

RELIEF PROVIDED BY PDMA

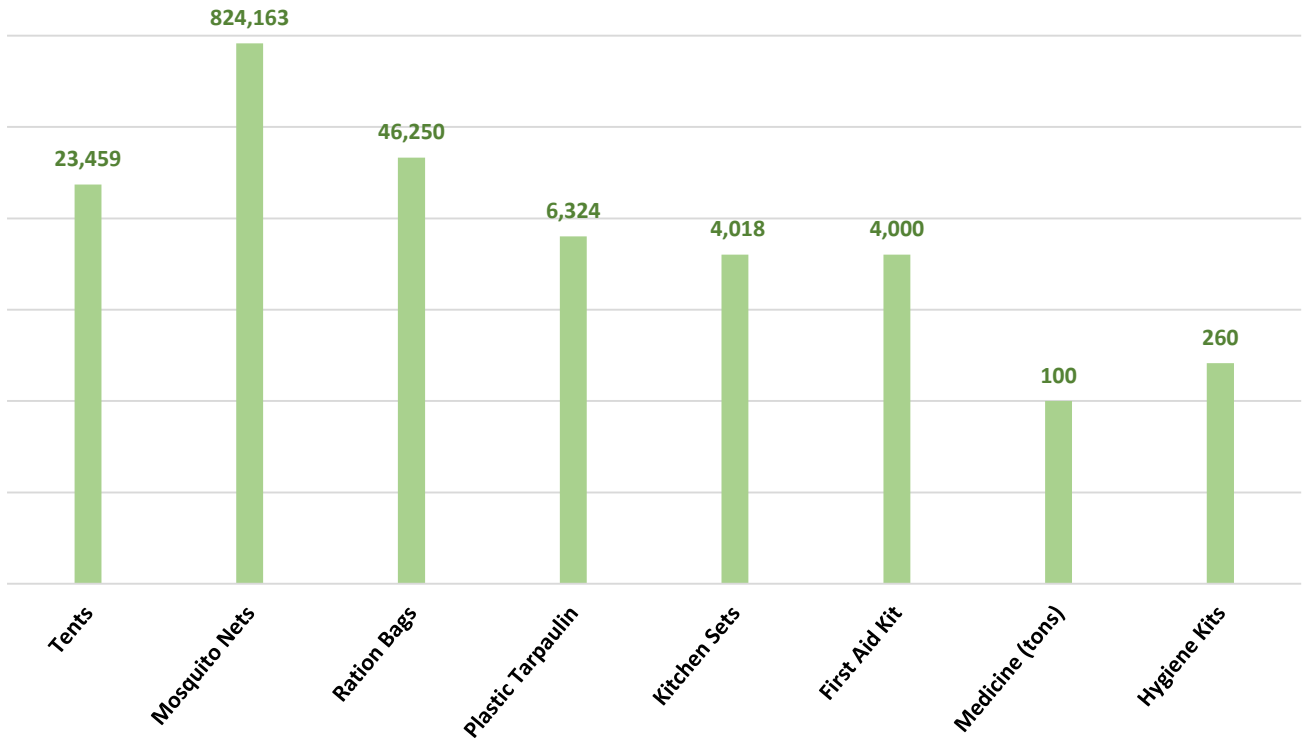


TM – Truck Mounted, GS – Ground Standing

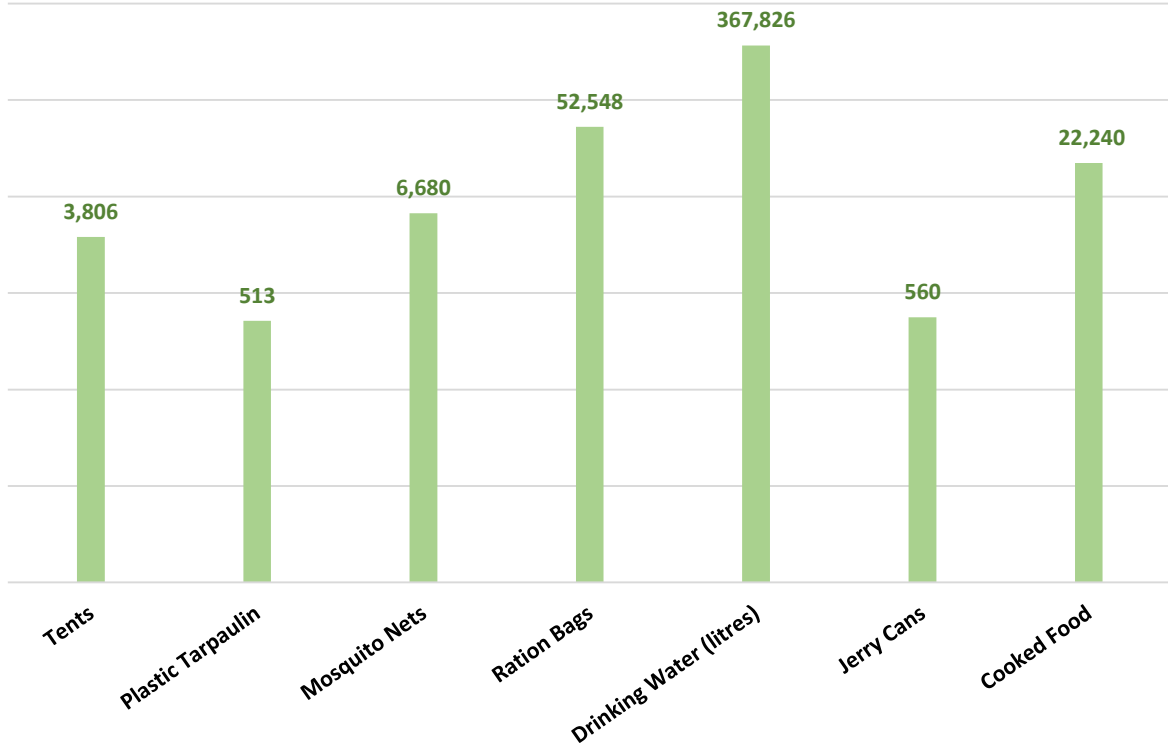
RELIEF PROVIDED BY NDMA THROUGH PDMA

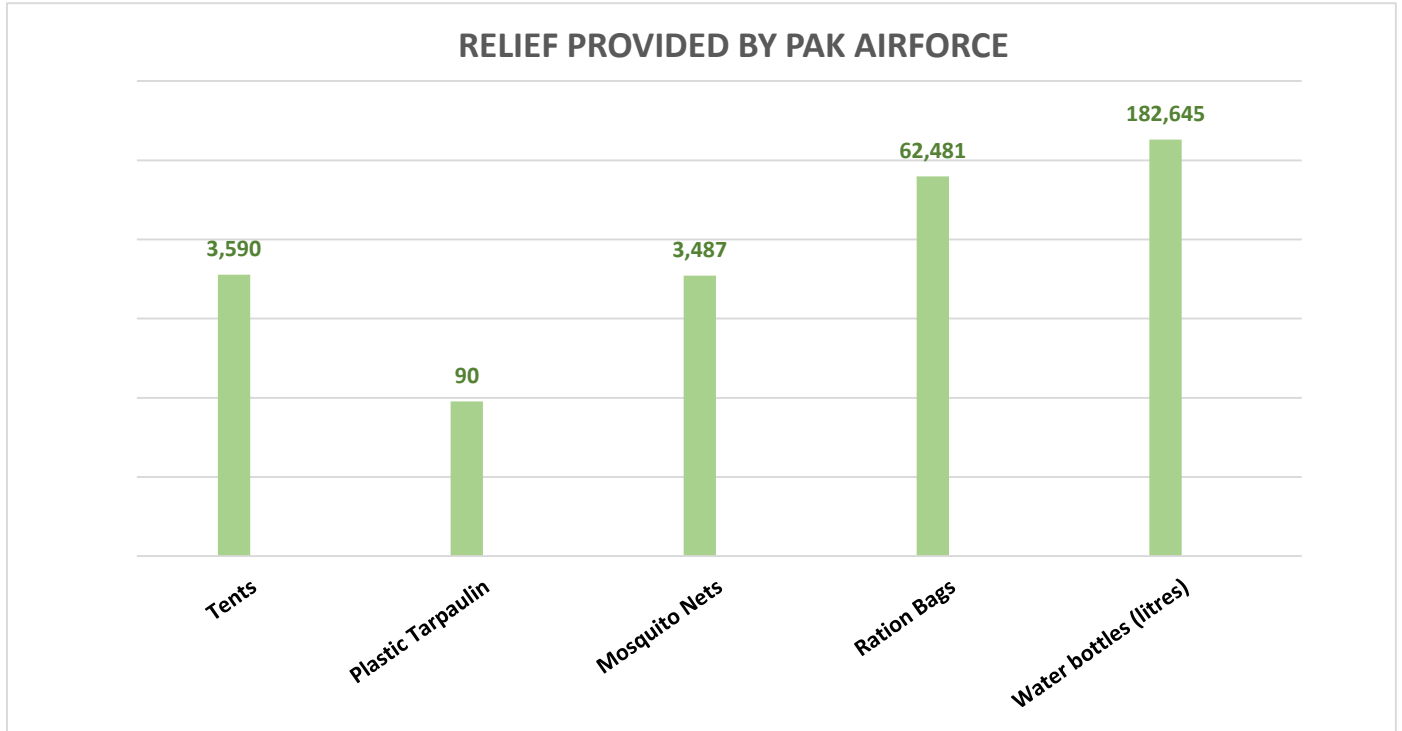


RELIEF PROVIDED BY NDMA THROUGH ARMY



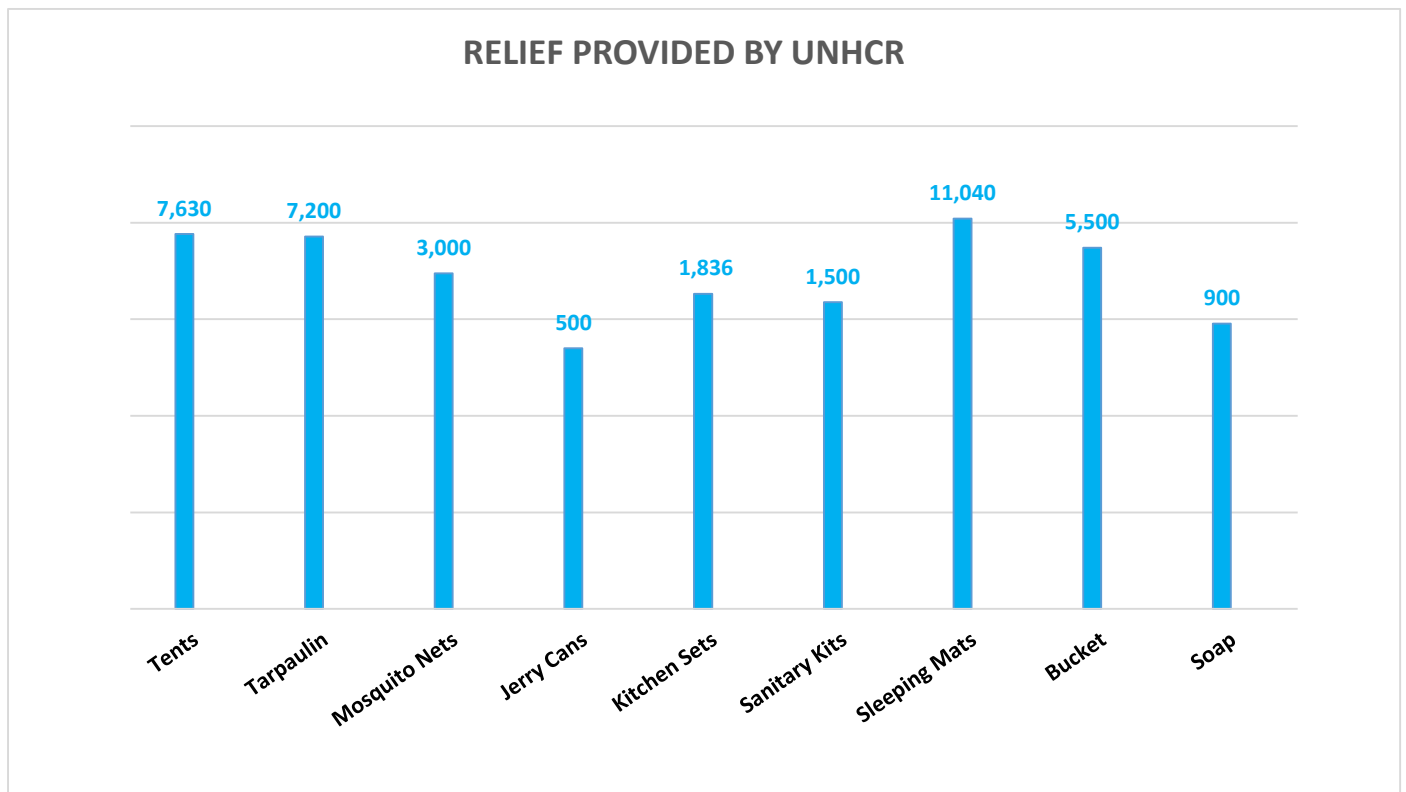
RELIEF PROVIDED BY PAK NAVY



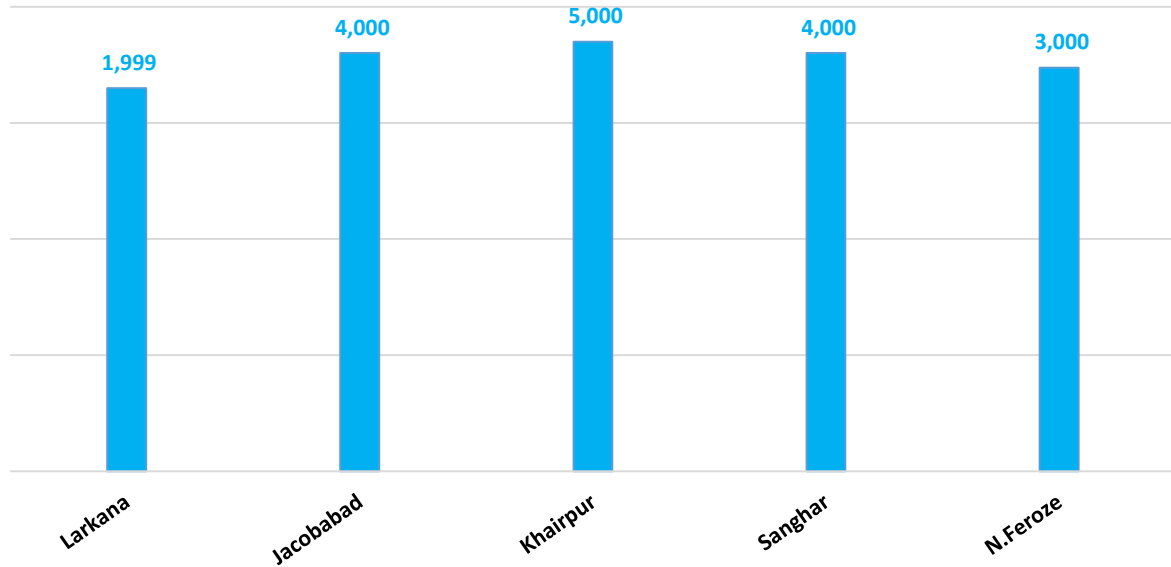


Others:

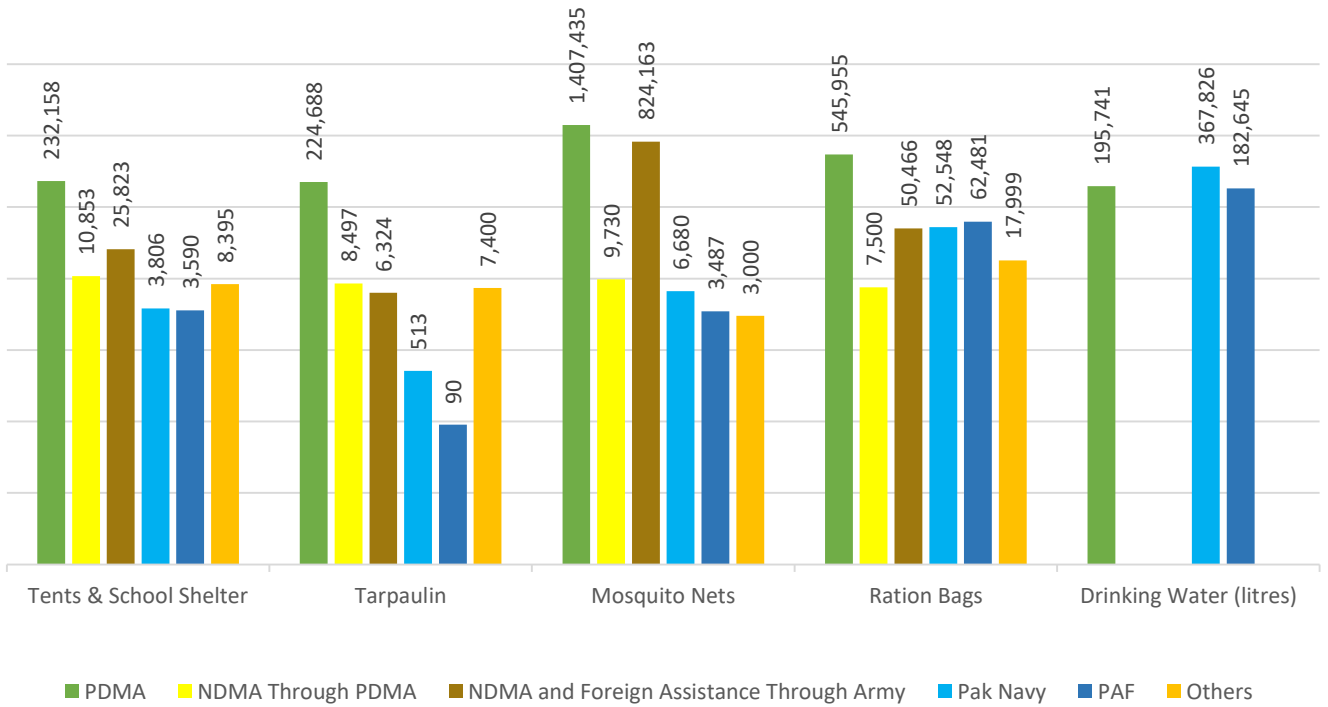
Organization	Relief
FGRF(INGO)	Cooked Food (Daigs) : 1058

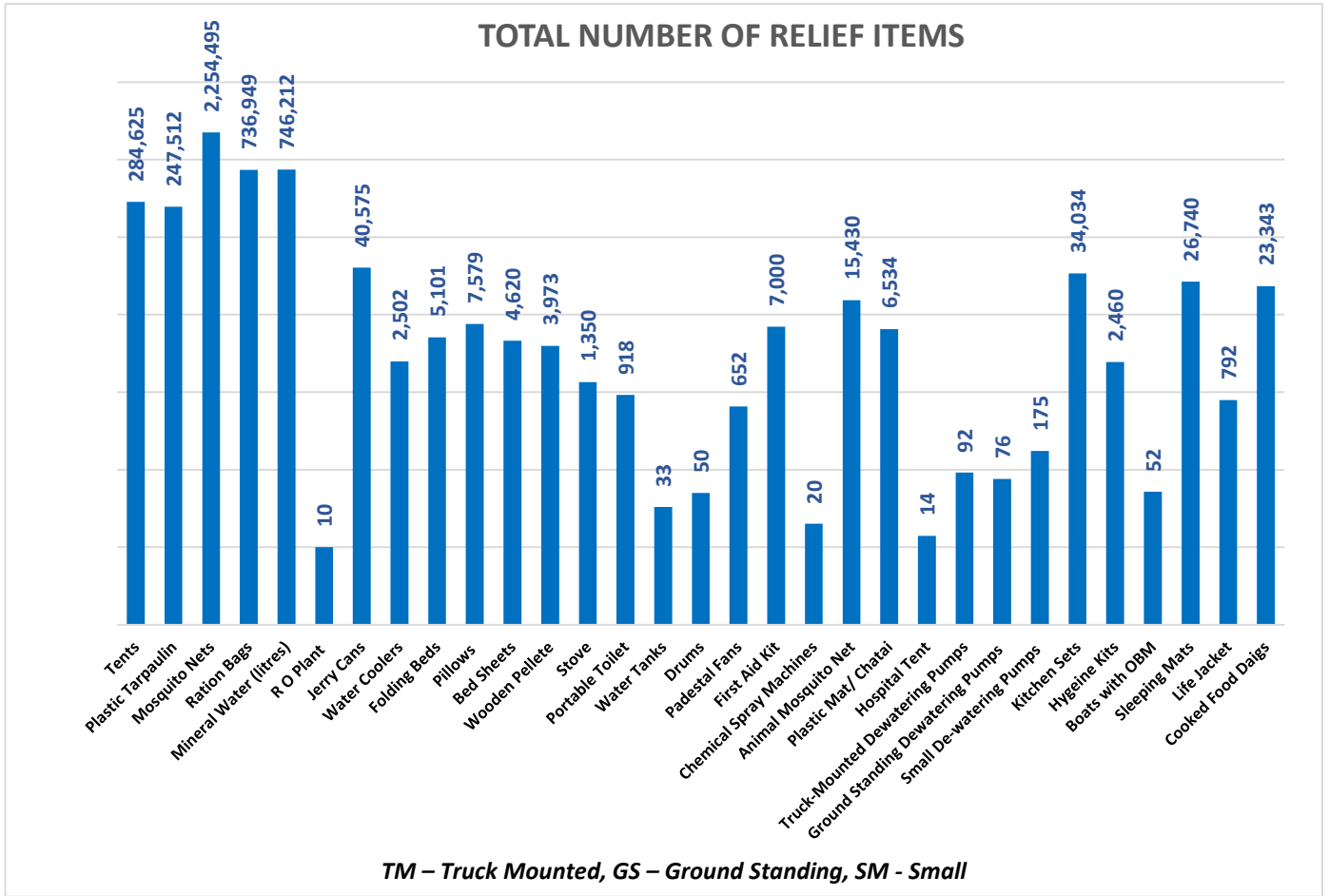


RATION BAGS PROVIDED BY UN-WFP



Combined Relief Provided





Last 24 Hours (Already Included in Total):

Item Description	Tents	Tarpaulin Sheets	Mosquito Nets	Ration Bag	Kitchen Sets	Sleeping Mats	Commode Chair	Wheel Chair	Plastic Pots	Pedestal Fans
Kamber	-	1,400	-	2,000	656	-	-	-	-	-
Khairpur	1,399	2,000	-	-	-	-	-	-	-	-
Sukkur	-	1,500	3,000	-	-	-	-	-	-	452
Shikarpur	-	3,000	-	-	-	-	-	-	-	-
Dadu	-	2,000	-	1,000	-	3,000	-	-	-	-
Badin	400	-	-	6,500	-	-	-	-	-	-
Ghotki	1,357	-	-	-	-	-	-	-	-	-
Matiari	-	3,000	-	-	-	-	-	-	-	-
SBA	-	-	-	5,300	-	-	-	-	-	-
Mirpurkhas	500	-	-	1,000	-	-	-	-	-	-
Tando Allahyar	900	-	-	500	-	-	5	5	5	-
Sanghar	1,800	-	-	750	-	-	-	-	-	-
Thatta	600	-	-	750	-	-	-	-	-	-
Jamshoro	500	-	-	-	-	-	-	-	-	-
Total	7,456	12,900	3,000	17,800	656	3,000	5	5	5	452

Sd/-
(KAZIM RAZA TALPUR)
**INCHARGE PEOC
PDMA SINDH**