

No. PDMA (SINDH)/(SITREP)/2022/1178

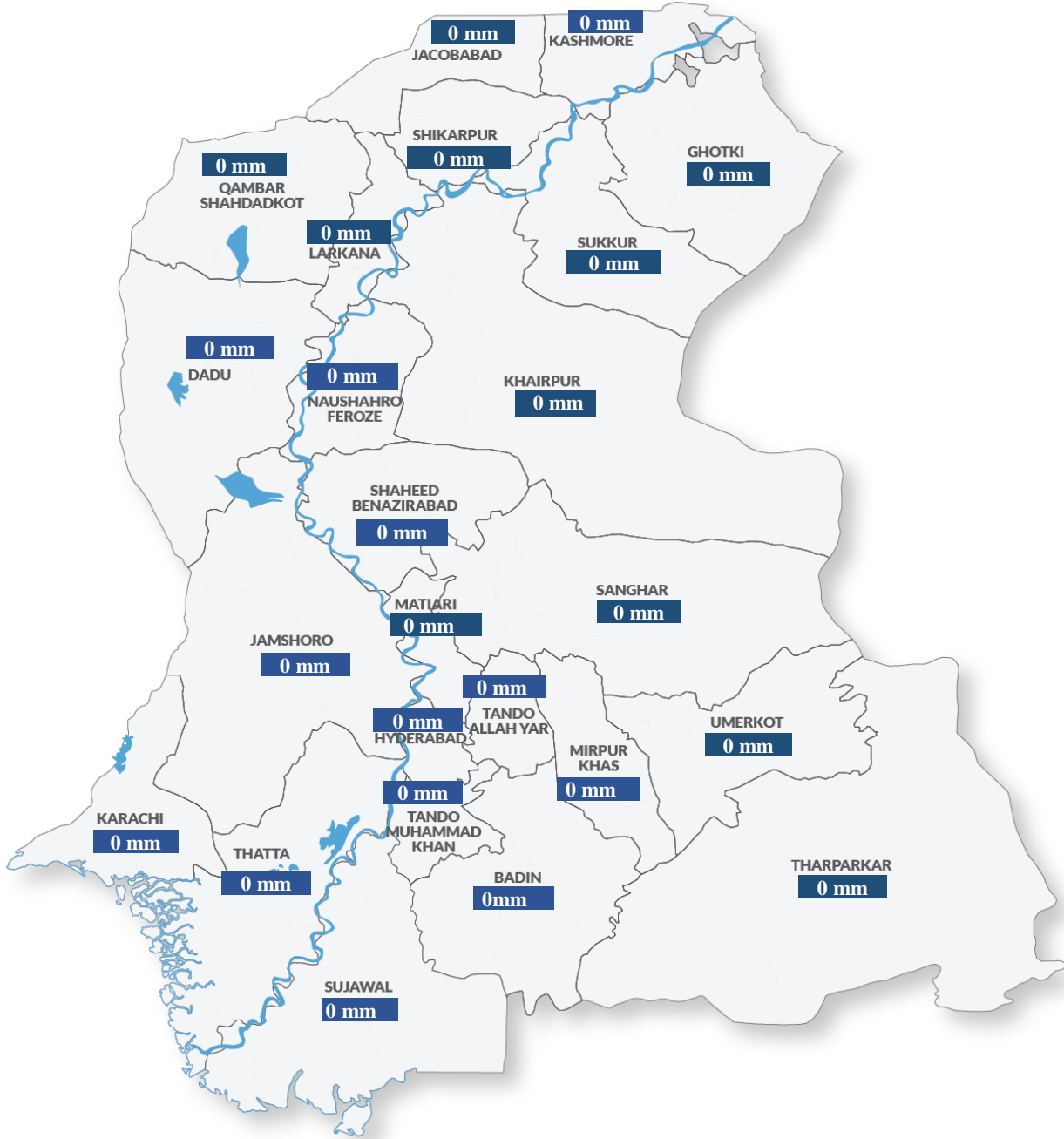
September 26, 2022

Period Covered: 22:00 hrs. 20-06-2022 to 25-09-2022 22:00 hrs.

DAILY SITUATION REPORT

Weather Situation Overview

Rainfall in Average (last 24 hrs.)



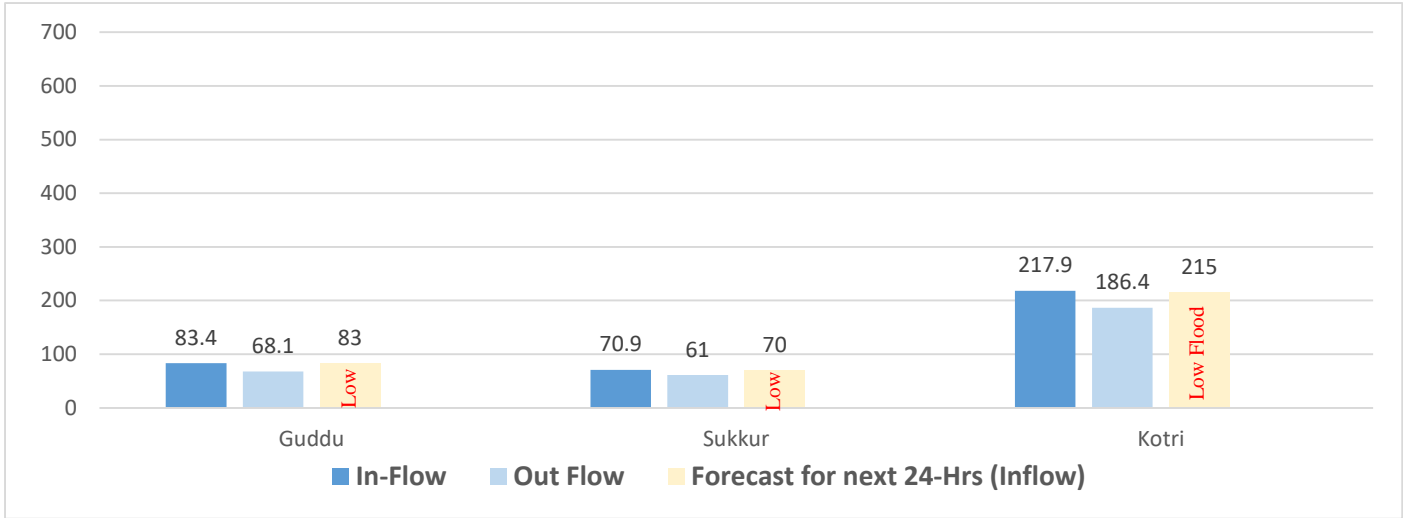
Source: CM Portal

Weather Forecast

- Nothing to Report (NTR)

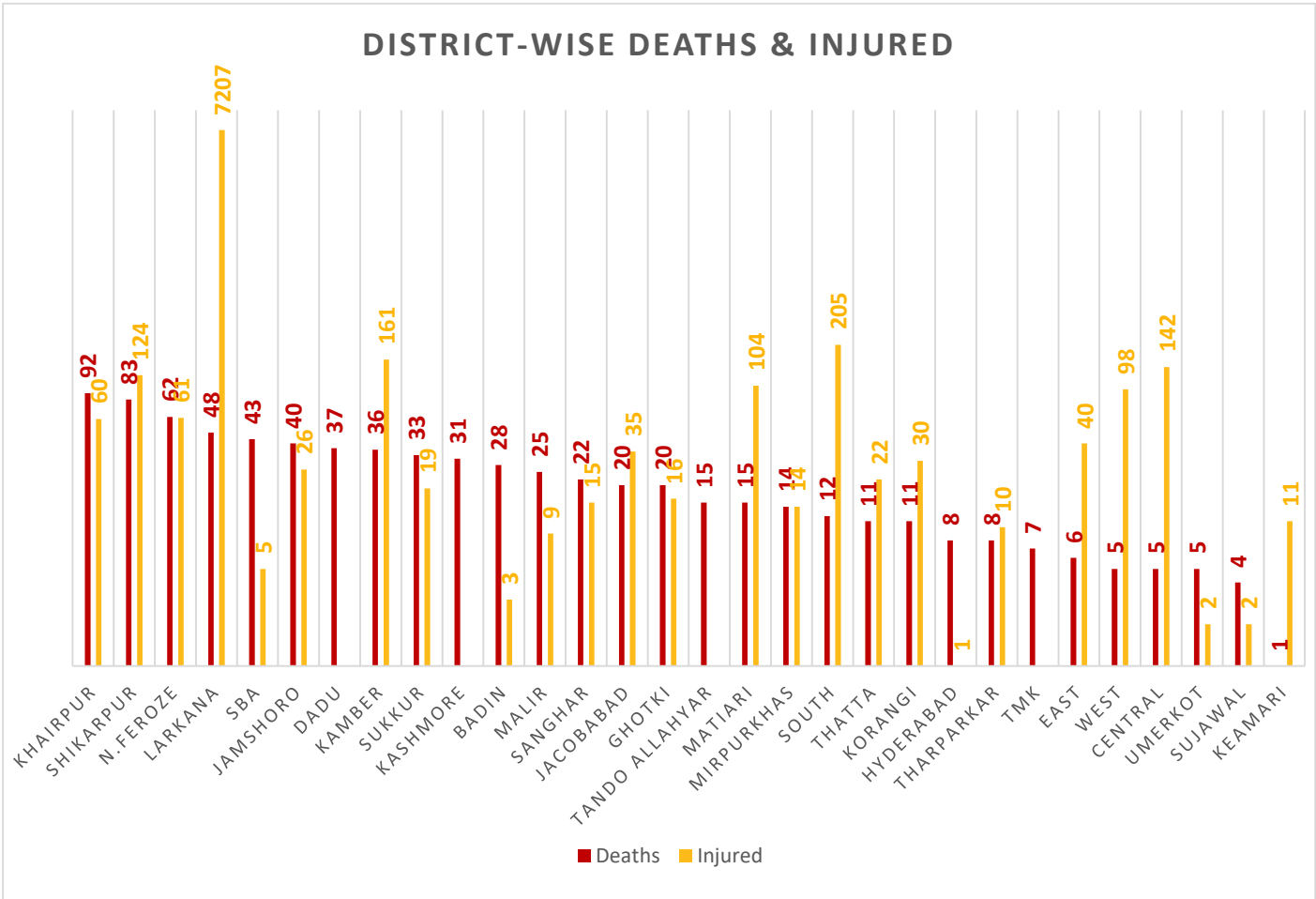


River Indus Discharge (in Thousands of Cusecs)



Source: Pakistan Meteorological Department - Flood Forecasting Division (FFD) – Bulletin No. B-103/22 Dated:25th September, 2022 11:00 AM (PST)

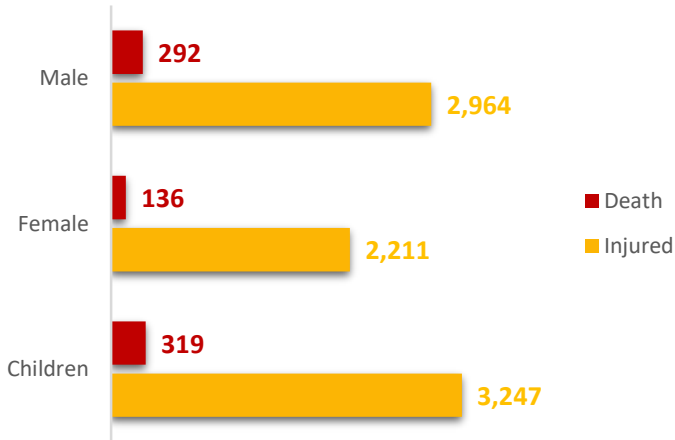
Summary of Losses



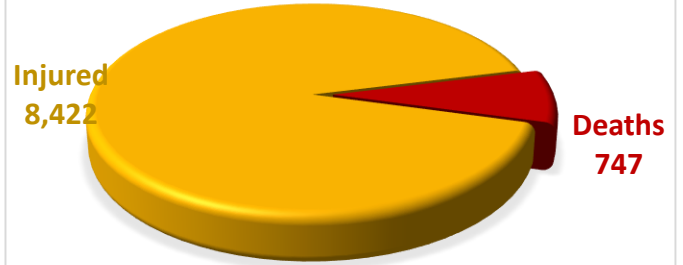
Death Data Source: Concerned Deputy Commissioners.

Injury Data Source: Directorate General Health Services, Hyderabad..

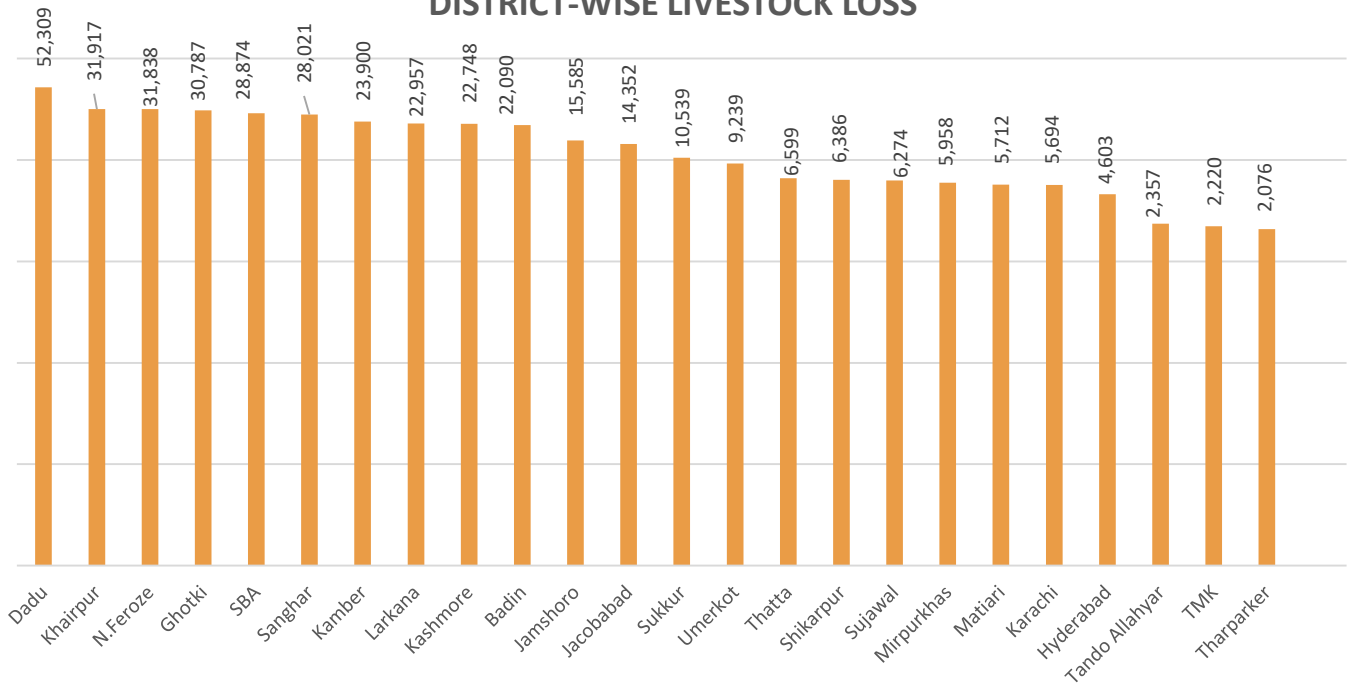
GENDER-WISE DISTRIBUTION



SUMMARY



DISTRICT-WISE LIVESTOCK LOSS



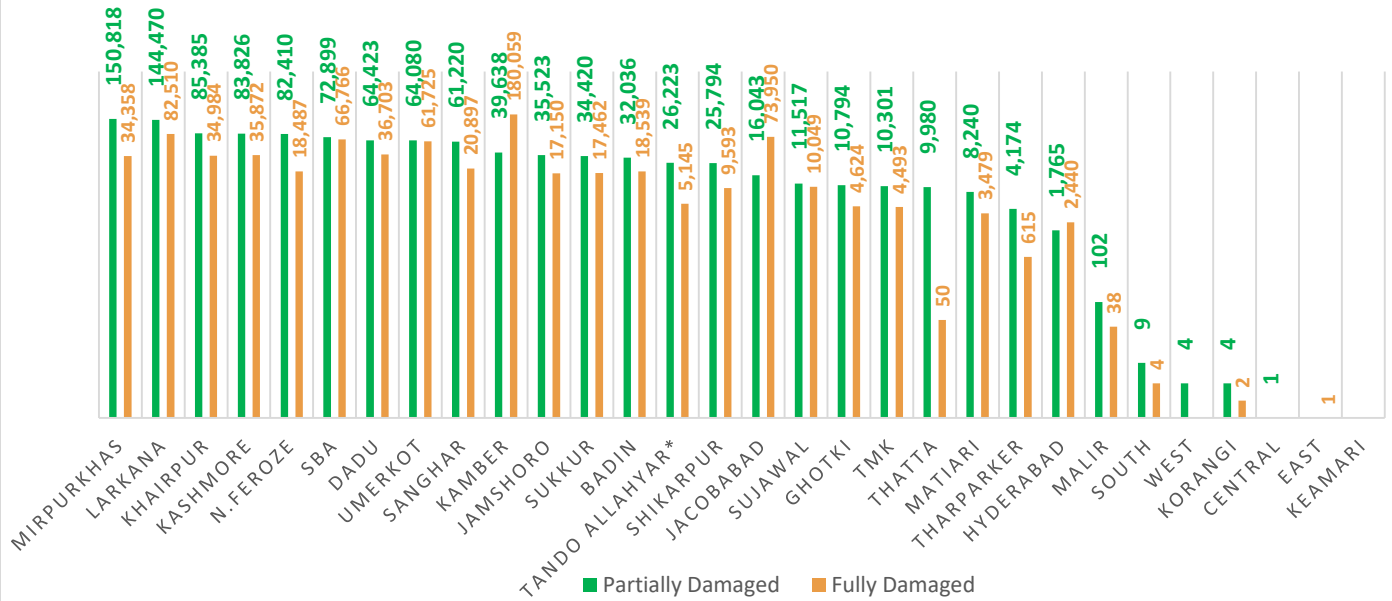
Total Livestock Perished: 393,035

Livestock Data Source: DG Livestock Sindh.



Summary of Infrastructure & Private Property Damage

DISTRICT-WISE HOUSE DAMAGES



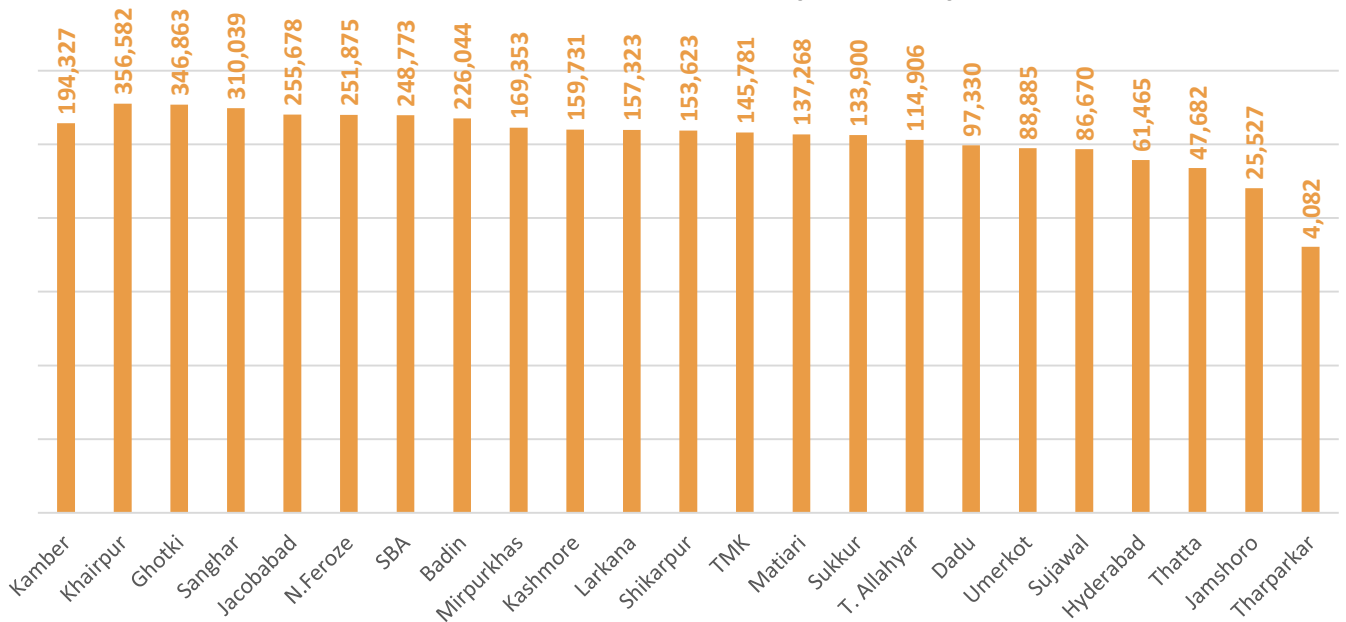
Partially Damaged – 1,076,099

Fully Damaged – 739,995

Grand Total – 1,816,094

Source: Concerned Deputy Commissioners.

CROP AREA AFFECTED (IN ACRES)



Total Crop Area Damaged: 3,773,707

Source: Relief Department Sindh



**PROVINCIAL DISASTER MANAGEMENT AUTHORITY
REHABILITATION DEPARTMENT
GOVERNMENT OF SINDH**



Division	District	No. of UC's Affected	No. of Roads	Road (km)	Bridge	Culverts	Causeway	Shop	Hotel	Masjid
Karachi	East	-	1	8	2	-	750	-	-	-
	West	-						-	-	
	South	18						1	-	
	Central	-						3	-	
	Malir	14						7	-	
	Korangi	2						-	-	
	Keamari	32						-	-	
Sub Total		66	1	8	2	-	750	11	-	-
Hyderabad	Hyderabad	160	13	76	2	-	-	-	-	-
	Jamshoro	28	42	516	15	9	1375	-	-	-
	Dadu	66	65	569	6	99	-	-	-	-
	Matiari	30	7	83	-	-	-	-	-	-
	Tando Allahyar	28	37	344	6	92	-	-	-	-
	TMK	28	7	118	0	6	-	-	-	-
	Thatta	40	39	291	23	233	-	-	-	-
	Sujawal	37	30	426	57	272	-	-	-	-
	Badin	68	53	799	13	82	0	5	2	3
Sub Total		485	293	3,221	122	793	1,375	5	2	3
Sukkur	Sukkur	67	20	181	1	25	-	11	-	-
	Khairpur	88	110	622	2	83	-	13	-	3
	Ghotki	66	24	252	-	-	-	-	-	-
Sub Total		221	154	1,055	3	108	-	24	-	3
SBA	SBA	59	58	942	15	45	-	-	-	-
	N.Feroze	68	60	727	2	124	-	-	-	-
	Sanghar	73	52	296	10	119	-	-	-	-
Sub Total		200	170	1,965	27	288	-	-	-	-
Larkana	Larkana	68	24	192	1	54	-	-	-	-
	Kamber-Shahdadkot	52	51	173	3	158	-	-	-	-
	Shikarpur	55	23	258	-	38	-	-	-	-
	Jacobabad	44	9	92	-	65	-	-	-	-
	Kashmore	41	24	289	1	14	-	-	-	-
Sub Total		260	131	1,004	5	329	-	-	-	-

Emergency No:
1736



Plot No. 26-C, Main Khayaban-e-Jami,
DHA Phase-VII, Karachi.



021-99332742
021-35381810



021-99332007



0335-5557362



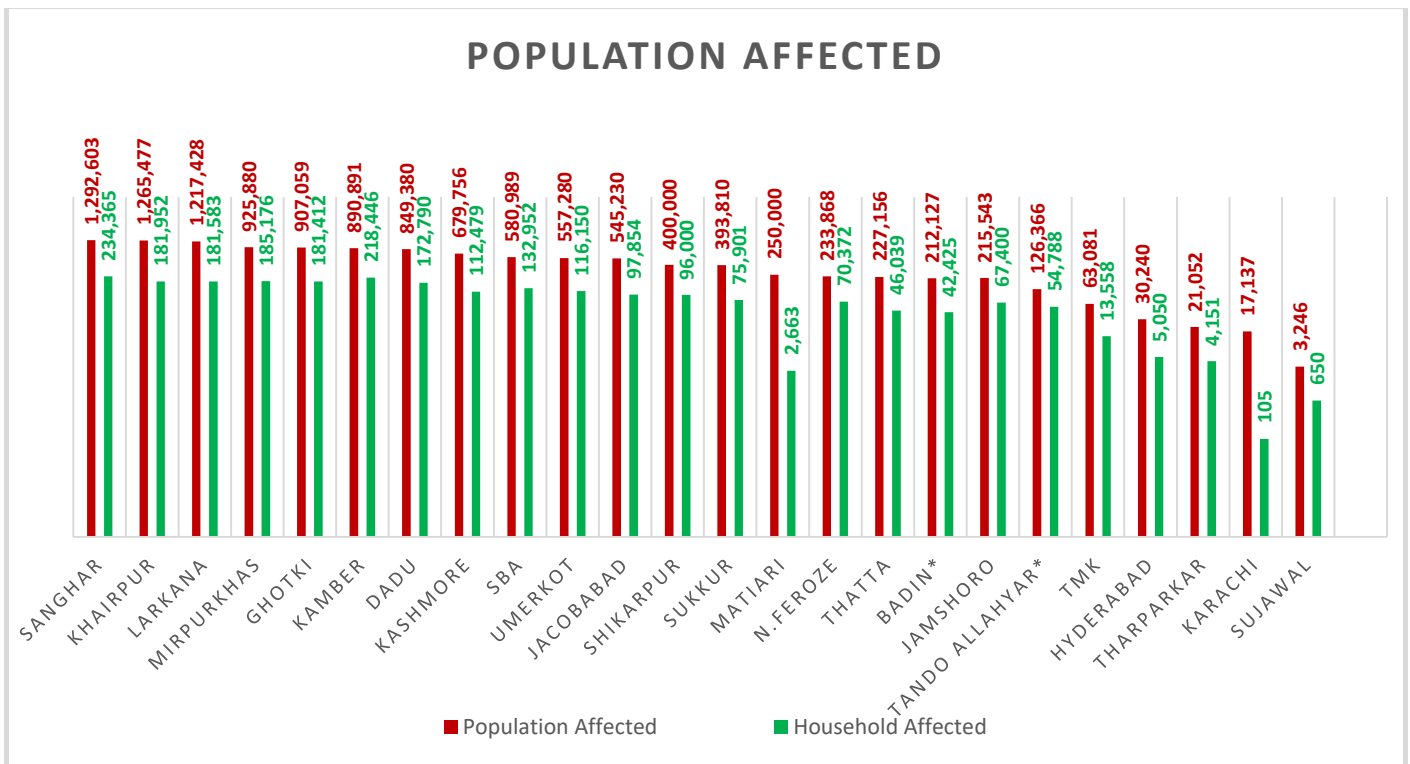
www.pdma.gos.pk

Division	District	No. of UC's Affected	No. of Roads	Road (km)	Bridge	Culverts	Causeway	Shop	Hotel	Masjid
Mirpurkhas	Mirpurkhas	50	15	207	6	82	-	-	-	-
	Umerkot	42	21	332	-	69	-	-	-	-
	Tharparker	3	18	597	-	80	-	-	-	-
Sub Total		95	54	1,136	6	231	-	-	-	-
Grand Total		1,327	803	8,389	165	1,749	2,125	40	2	6

Source of UCs Affected: Relief Department Sindh

Source of Infrastructure Damage: Works & Services Department Sindh

Note: Works & Services Department has reported that 2,548 Government buildings have been damaged



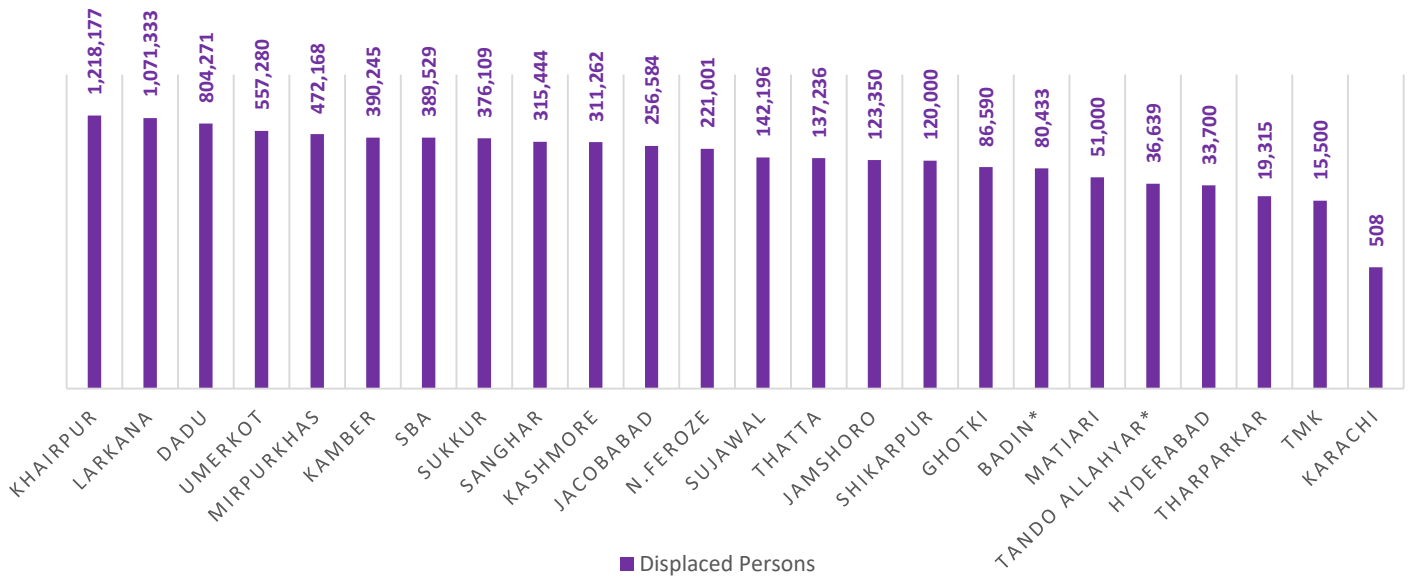
Total Population Affected: 11,905,599

Total Households Affected: 2,294,261

Source: Concerned Deputy Commissioners.

Note: -Deputy Commissioner Badin has revised the figures of Total Affected Population from 226,702 to 212,127 and Total Affected Families from 45,340 to 42,425.

POPULATION DISPLACED



Total Number of Person Displaced: 7,229,870

Source: Concerned Deputy Commissioners.

Note: -Deputy Commissioner Badin has revised the figure of Population Displaced from 92,073 to 80,433.

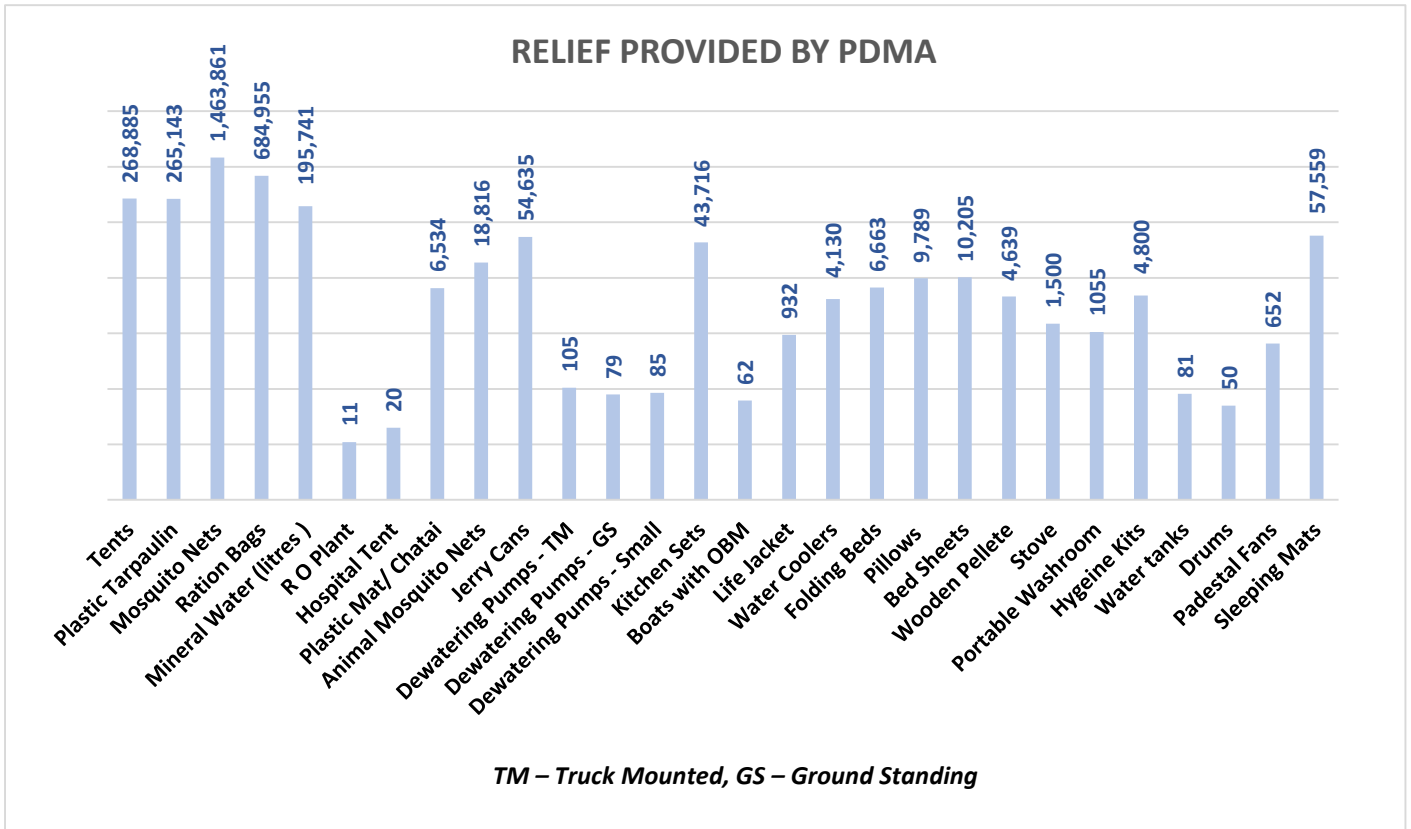
Relief Camps Established by DDMAs / Deputy Commissioners

Division	District	Relief Camps Established	Persons in Relief Camps (Last 24hrs)			
			M	F	C	T
Karachi	East	15	-	-	-	6,341
	West	7	-	-	-	3,705
	Korangi	2	-	-	-	505
	Malir	8	-	-	-	4,794
	Central	2	-	-	-	0
	Keamari	7	-	-	-	783
Sub Total		41	-	-	-	16,128
Hyderabad	Hyderabad	29	-	-	-	6,530
	Jamshoro	80	5,722	7,224	12,774	25,720
	Dadu	154	8,250	10,500	14,947	33,697
	Matari*	17	-	-	-	3,472
	Tando Allahyar	9	798	845	786	2,429
	Tando M. Khan	-	1,250	1,450	976	3,676
	Thatta	27	-	-	-	14,397
	Sujawal	14	-	-	-	-
Badin	6	280	320	627	1,227	
Sub Total		336	16,300	20,339	30,110	91,148
Sukkur	Sukkur	9	224	295	554	1,073
	Khairpur	183	-	-	-	47,300
	Ghotki	45	418	411	1,422	2,251
Sub Total		237	642	706	1,976	50,624

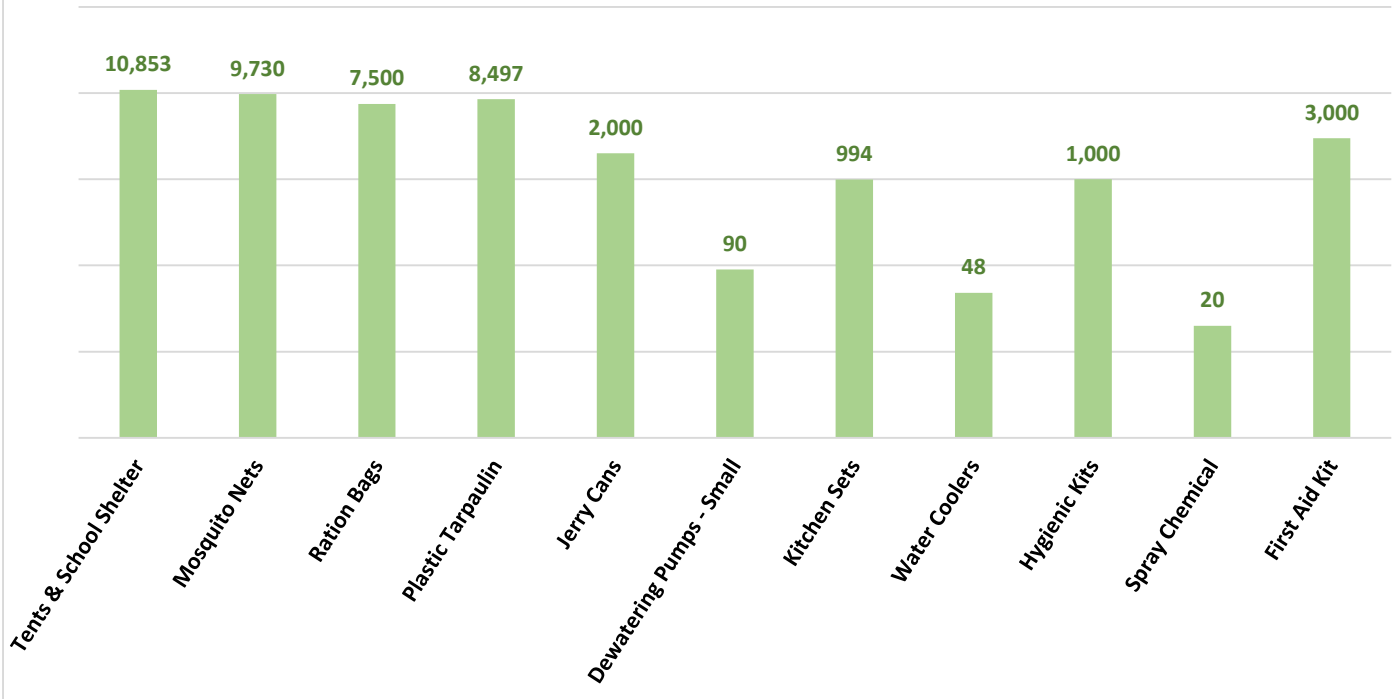
Division	District	Relief Camps Established	Persons in Relief Camps (Last 24hrs)			
			M	F	C	T
SBA	SBA	37	748	878	1,989	3,615
	N.Feroze	269	9,562	9,681	16,954	36,197
	Sanghar	151	4,417	7,730	9,940	22,087
Sub Total		457	14,727	18,289	28,883	61,899
Larkana	Larkana*	1,350	15,714	21,650	26,972	64,336
	Kamber-Shahdadkot*	140	19,346	20,165	13,209	52,720
	Shikarpur	53	-	-	-	7,067
	Jacobabad	94	2,271	2,776	10,097	15,144
	Kashmore	27	237	190	437	864
Sub Total		1,664	37,568	44,781	50,715	140,131
Mirpurkhas	Mirpurkhas	35	4,159	1,849	1,510	7,518
	Umerkot	12	3,495	3,710	5,928	13,133
Sub Total		47	7,654	5,559	7,438	20,651
Grand Total		2,782	76,891	89,674	119,122	380,581

Source: Concerned Deputy Commissioners of Sindh.

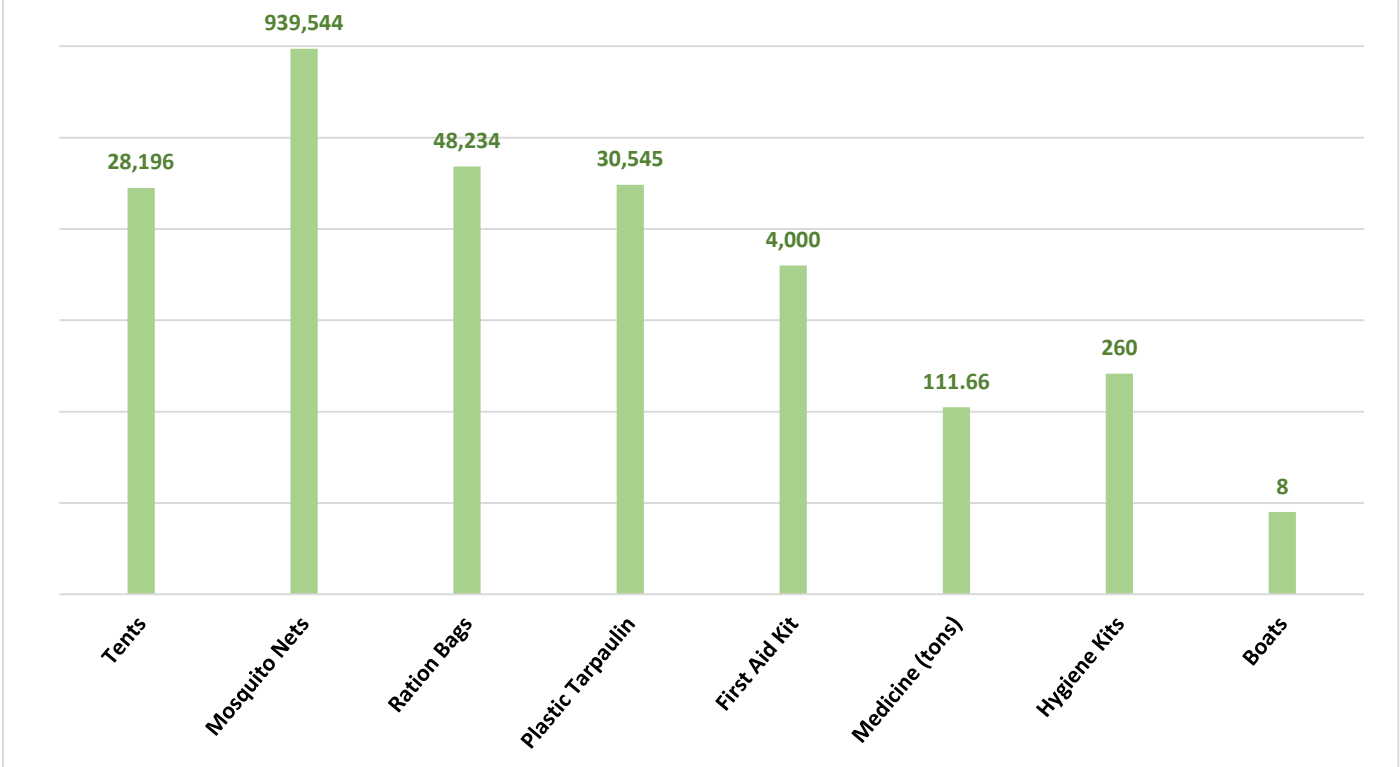
- Note:** - Deputy Commissioner Matiari has decreased the number of Relief Camps Established from 73 to 17.
 - Deputy Commissioner Larkana has decreased the number of Relief Camps Established from 1354 to 1350.
 - Deputy Commissioner Kamber-Shahdadkot has decreased the number of Relief Camps Established from 206 to 140.



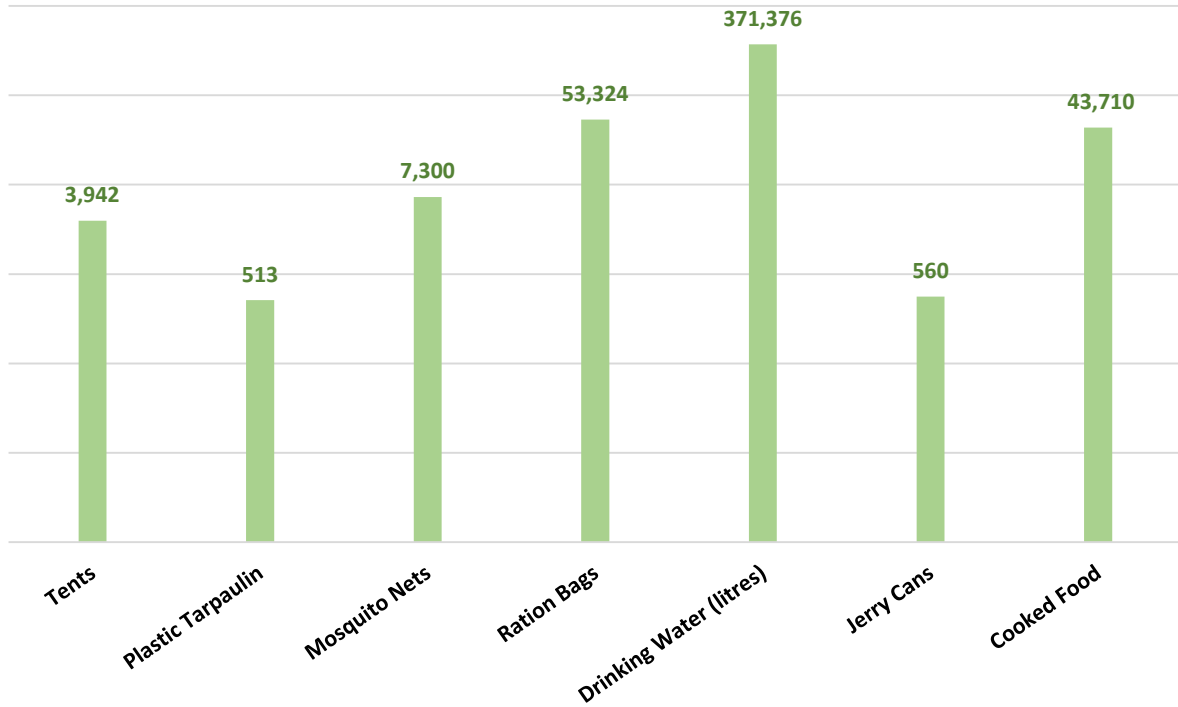
RELIEF PROVIDED BY NDMA THROUGH PDMA



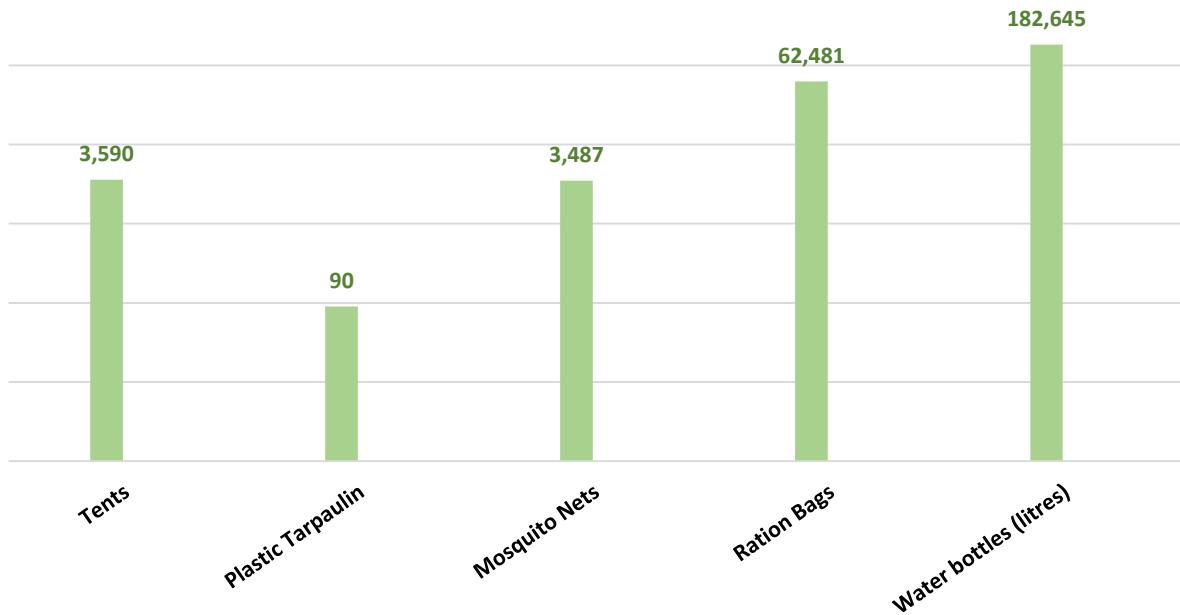
RELIEF PROVIDED BY NDMA THROUGH ARMY



RELIEF PROVIDED BY PAK NAVY



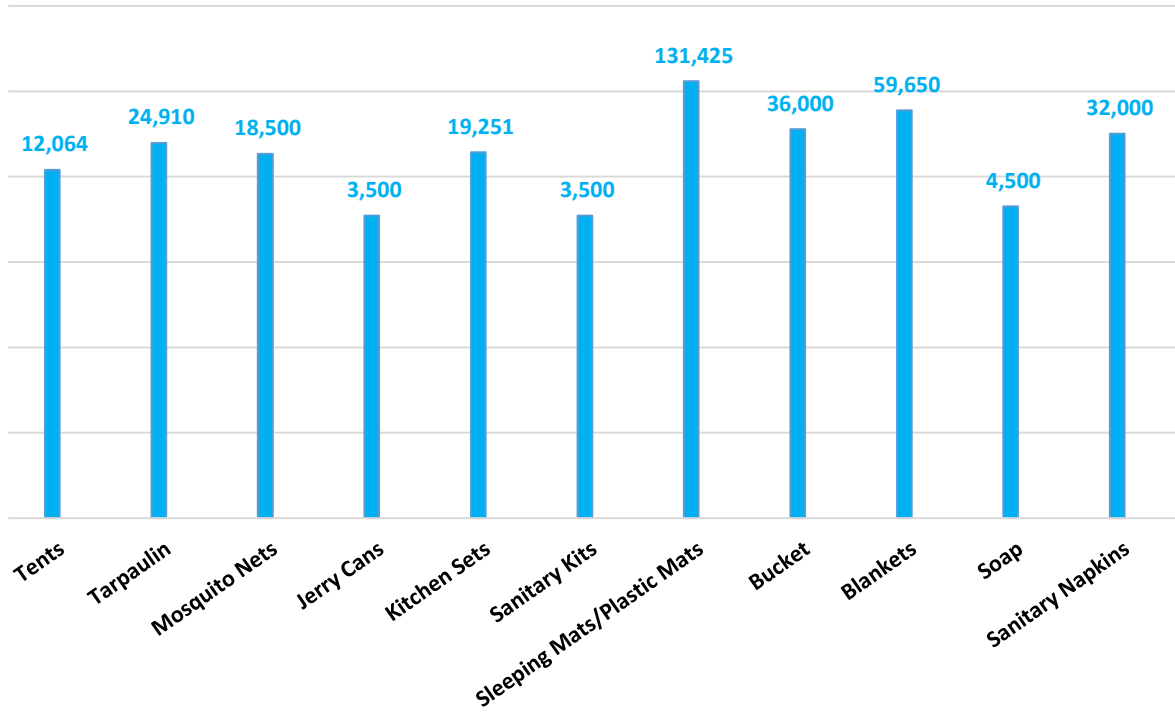
RELIEF PROVIDED BY PAK AIRFORCE



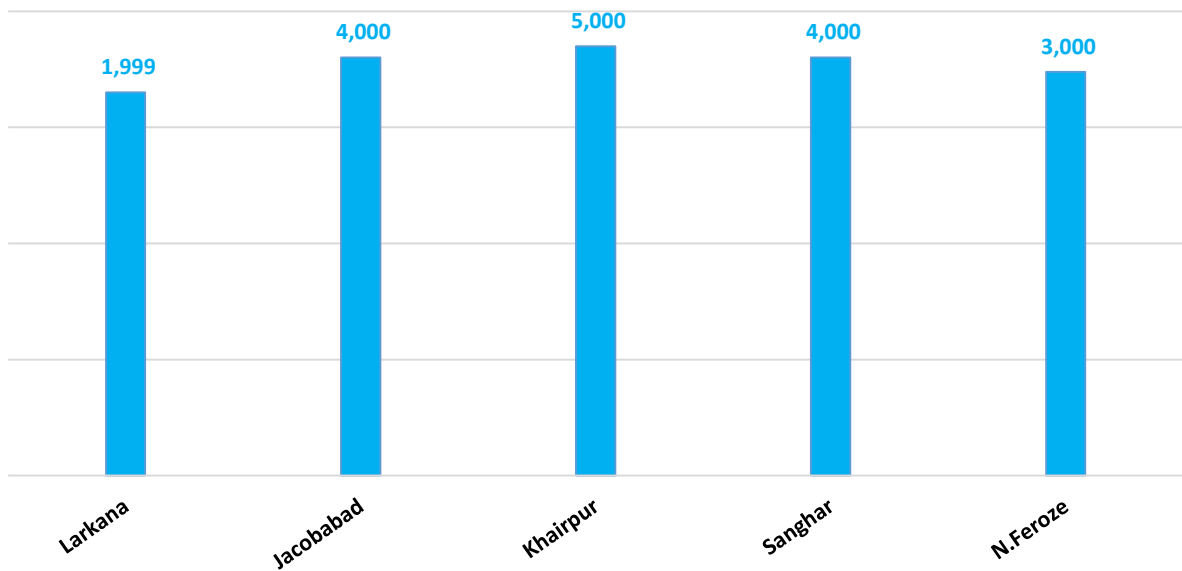
Others:

Organization	Relief
FGRF(INGO)	Cooked Food (Daigs) : 1058

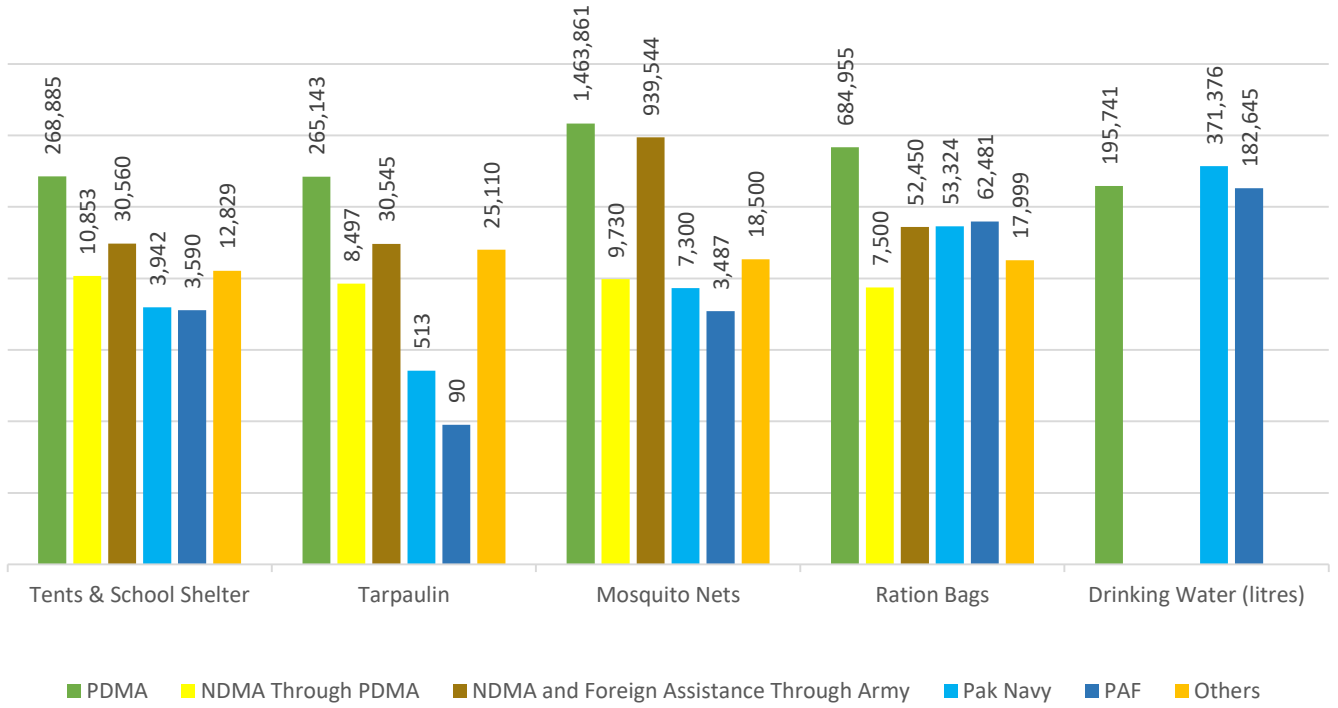
RELIEF PROVIDED BY UNHCR



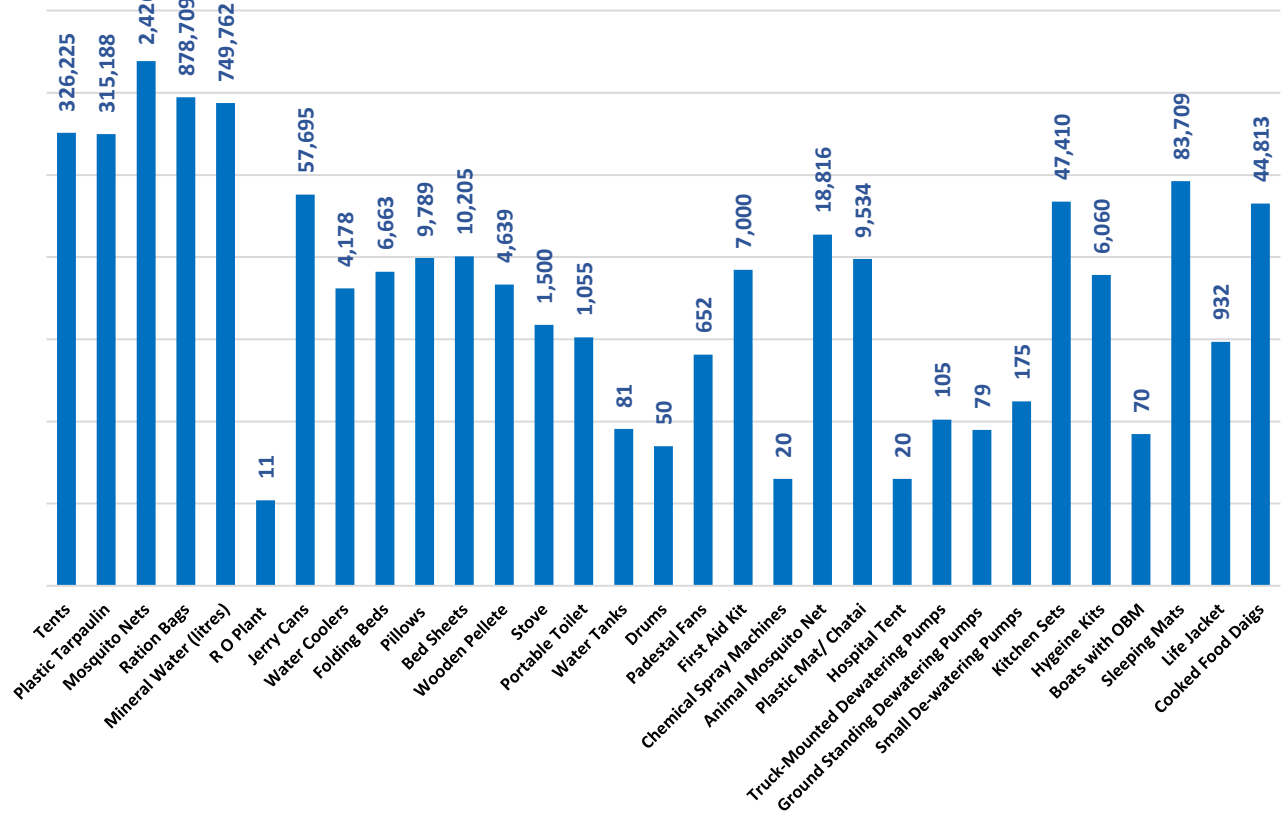
RATION BAGS PROVIDED BY UN-WFP



Combined Relief Provided



TOTAL NUMBER OF RELIEF ITEMS



TM – Truck Mounted, GS – Ground Standing, SM - Small



PROVINCIAL DISASTER MANAGEMENT AUTHORITY
REHABILITATION DEPARTMENT
GOVERNMENT OF SINDH



Last 24 Hours (Already Included in Total):

Item Description	Tents	Tarpaulin Sheets	Mosquito Nets	Animal Mosquito Net	Jerry Cans	Folding Beds	Water Coolers	Sleeping Mats	Soaps	Sanitary Kits
Mirpurkhas	2,994	3,000	-	2,000	4,018	1,362	102	6,000	-	-
Badin	500	-	-	-	-	-	-	760	300	400
Matiari	500	-	-	-	-	-	-	-	-	-
Sujawal	500	-	-	-	-	-	-	-	-	-
Thatta	500	-	-	-	-	-	-	-	-	-
N.Feroze	-	3,000	-	-	-	-	-	-	-	-
Sanghar	750	-	6,000	-	-	-	-	-	-	-
SBA	1,000	3,000	-	-	-	-	-	-	-	-
Jacobabad	-	3,000	-	-	-	-	-	-	-	-
Kamber	-	3,000	3,000	-	-	-	-	-	-	-
Khairpur	1,000	2,964	8,872	-	-	-	-	-	-	-
Total	7,744	17,964	17,872	2,000	4,018	1,362	102	6,760	300	400

Sd/-
(KAZIM RAZA TALPUR)
INCHARGE PEOC
PDMA SINDH

Emergency No:
1736



Plot No. 26-C, Main Khayaban-e-Jami,
DHA Phase-VII, Karachi.



021-99332742
021-35381810



021-99332007



0335-5557362



www.pdma.gos.pk