

No. PDMA (SINDH)/(SITREP)/2022/1239

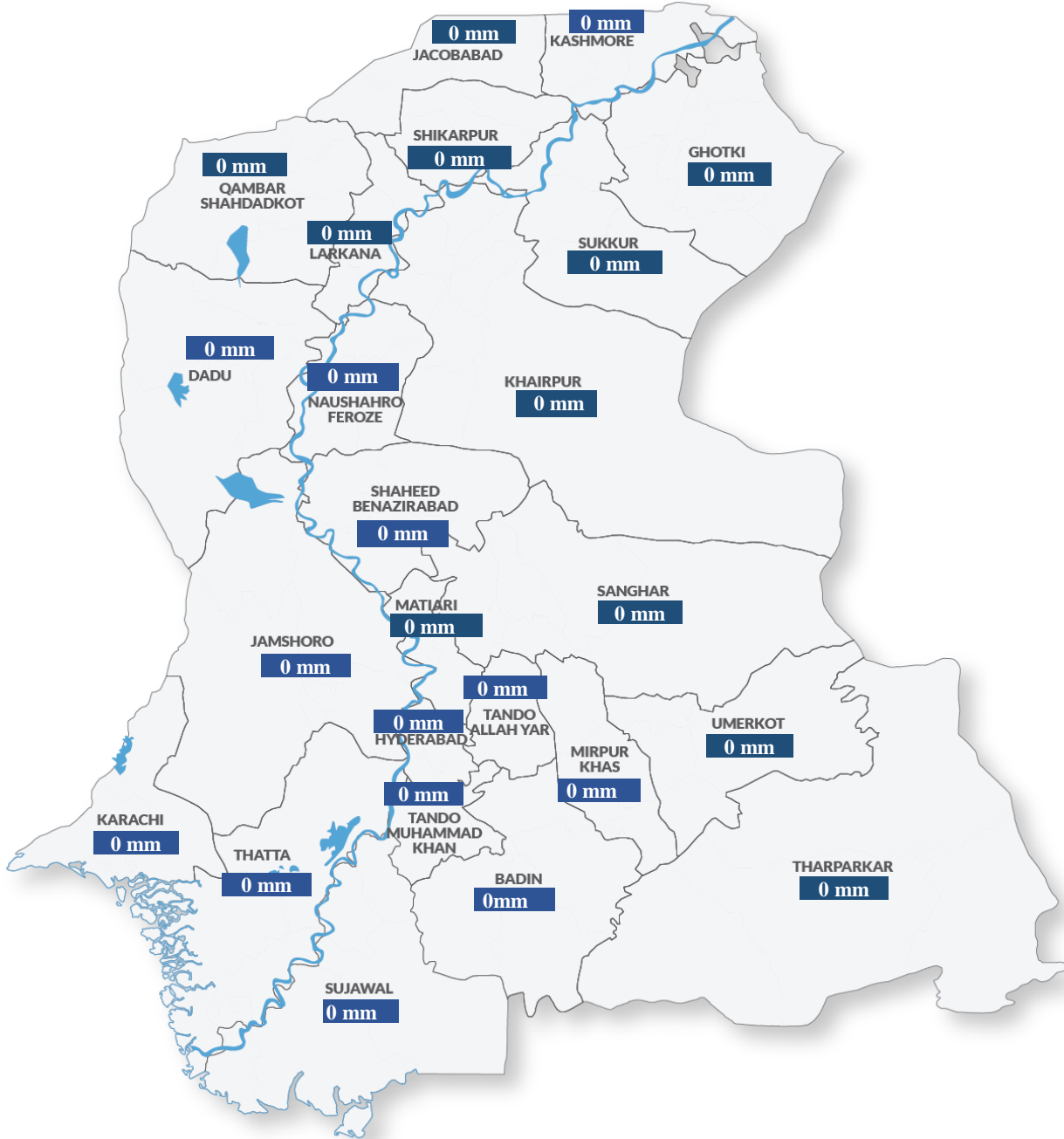
September 30, 2022

Period Covered: 22:00 hrs. 20-06-2022 to 29-09-2022 22:00 hrs.

DAILY SITUATION REPORT

Weather Situation Overview

Rainfall in Average (last 24 hrs.)



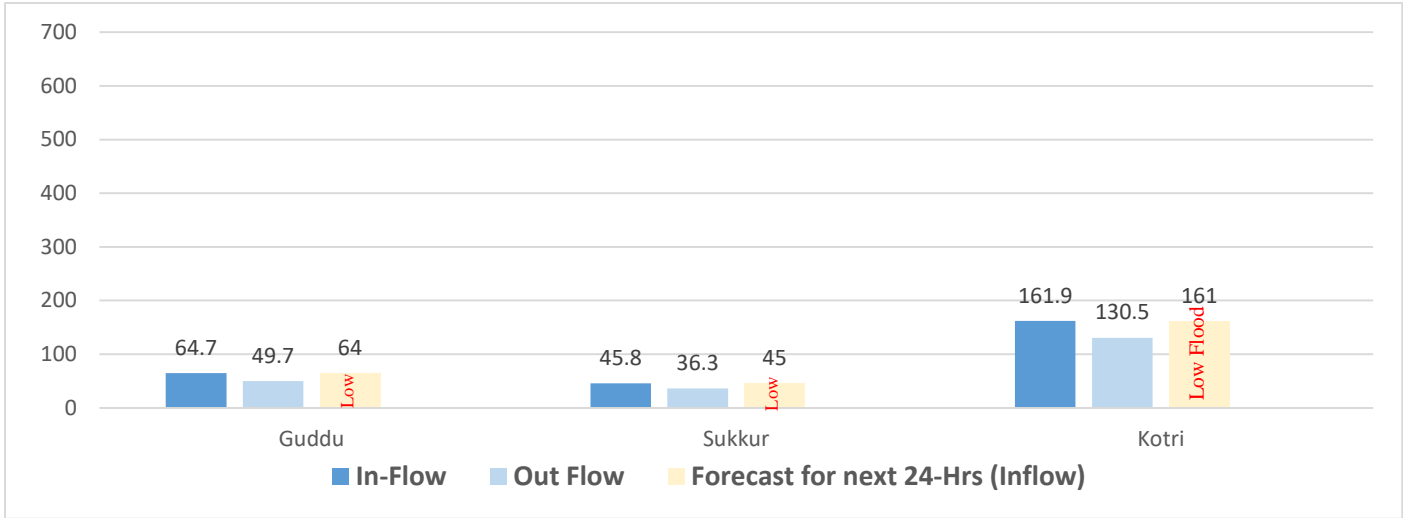
Source: CM Portal

Weather Forecast

- Nothing to Report (NTR)

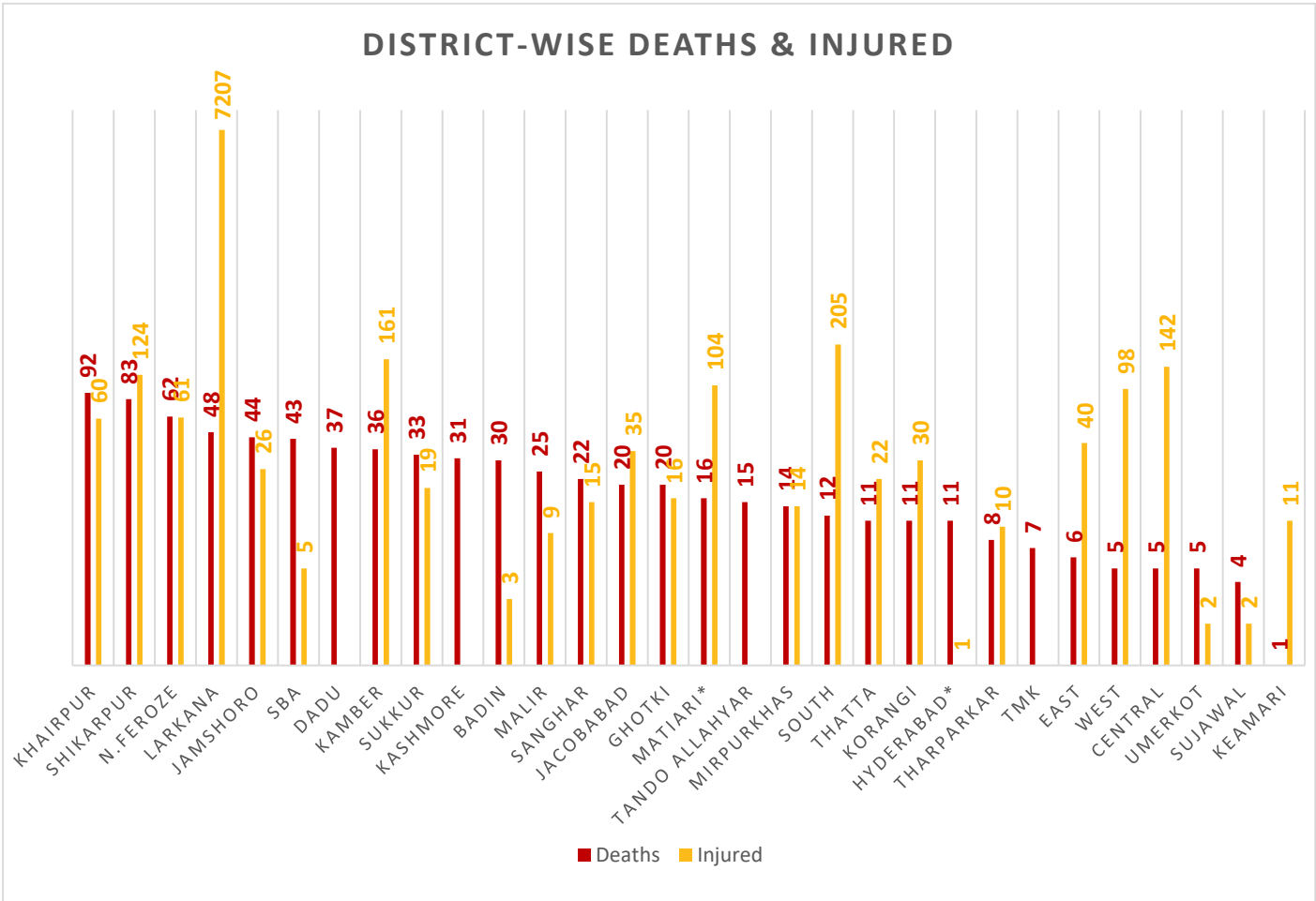


River Indus Discharge (in Thousands of Cusecs)



Source: Pakistan Meteorological Department - Flood Forecasting Division (FFD) – Bulletin No. B-107/22 Dated:29th September, 2022 10:30 AM (PST)

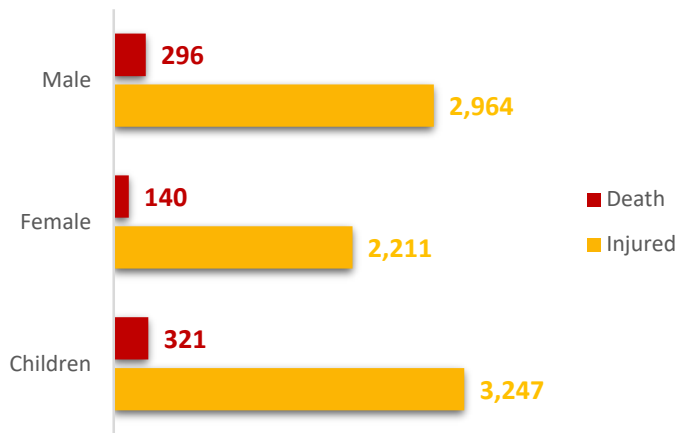
Summary of Losses



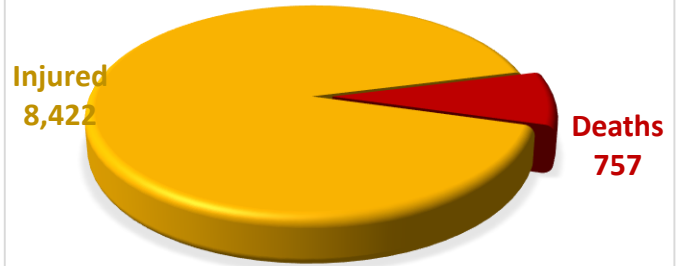
Death Data Source: Concerned Deputy Commissioners.

Injury Data Source: Directorate General Health Services, Hyderabad..

GENDER-WISE DISTRIBUTION



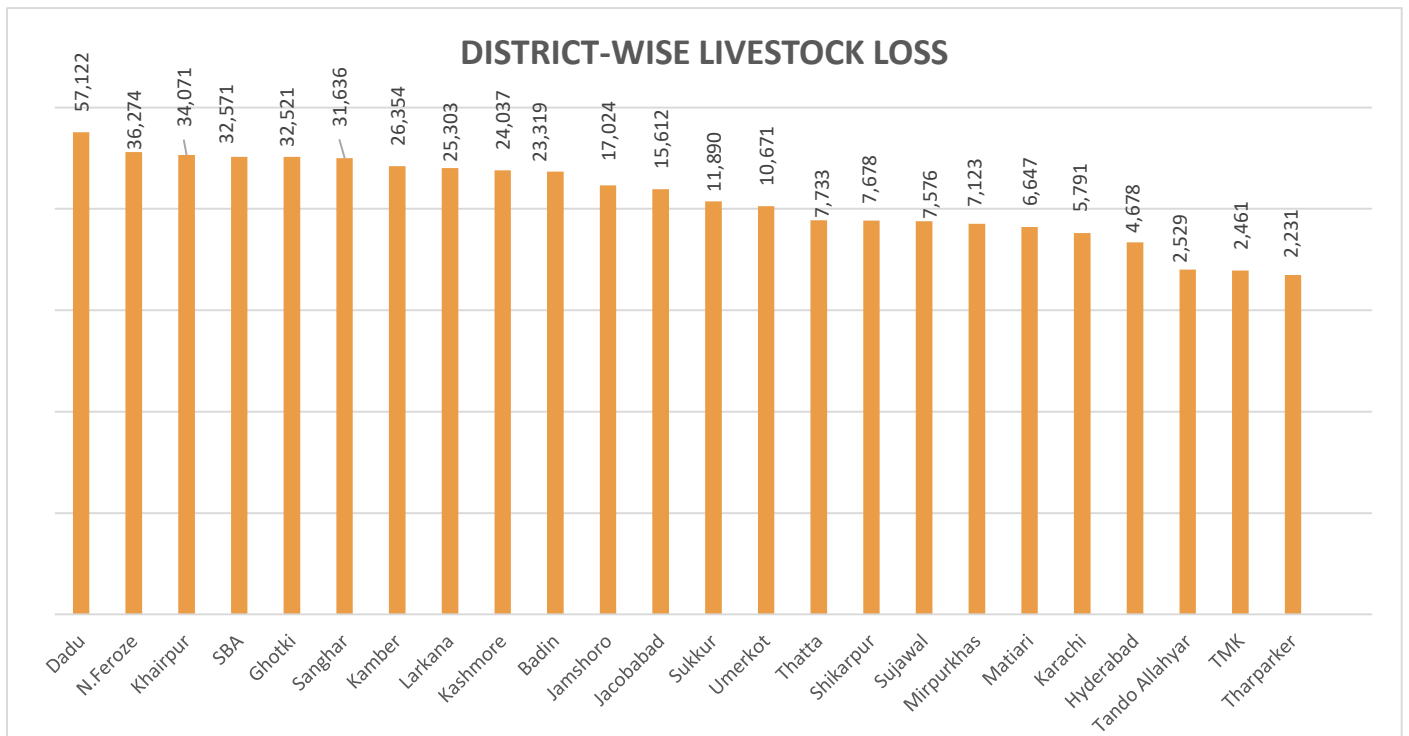
SUMMARY



Case(s) reported during last 24 hours: (Already Included in Total)

District	Gender	Age	Date of Death	Cause of Death
Hyderabad	Male	-	09/08/2022	Due to Severe Acute Malnutrition
	Female	(Minor)	17/09/2022	Due to Gastro/Diarrhea
	-	New Born (Minor)	10/09/2022	Due to birth asphyxia (Preterm baby)
Matuari	Female	-	28/09/2022	Due to Drowning

DISTRICT-WISE LIVESTOCK LOSS

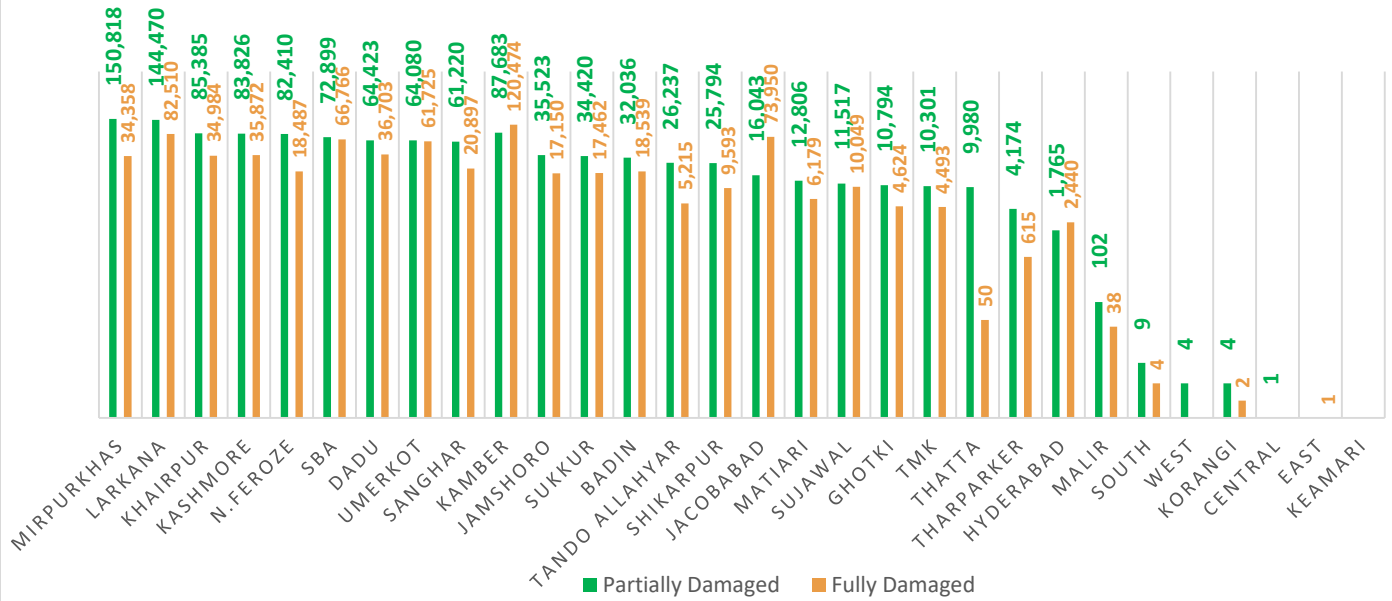


Total Livestock Perished: 432,852

Livestock Data Source: DG Livestock Sindh.

Summary of Infrastructure & Private Property Damage

DISTRICT-WISE HOUSE DAMAGES



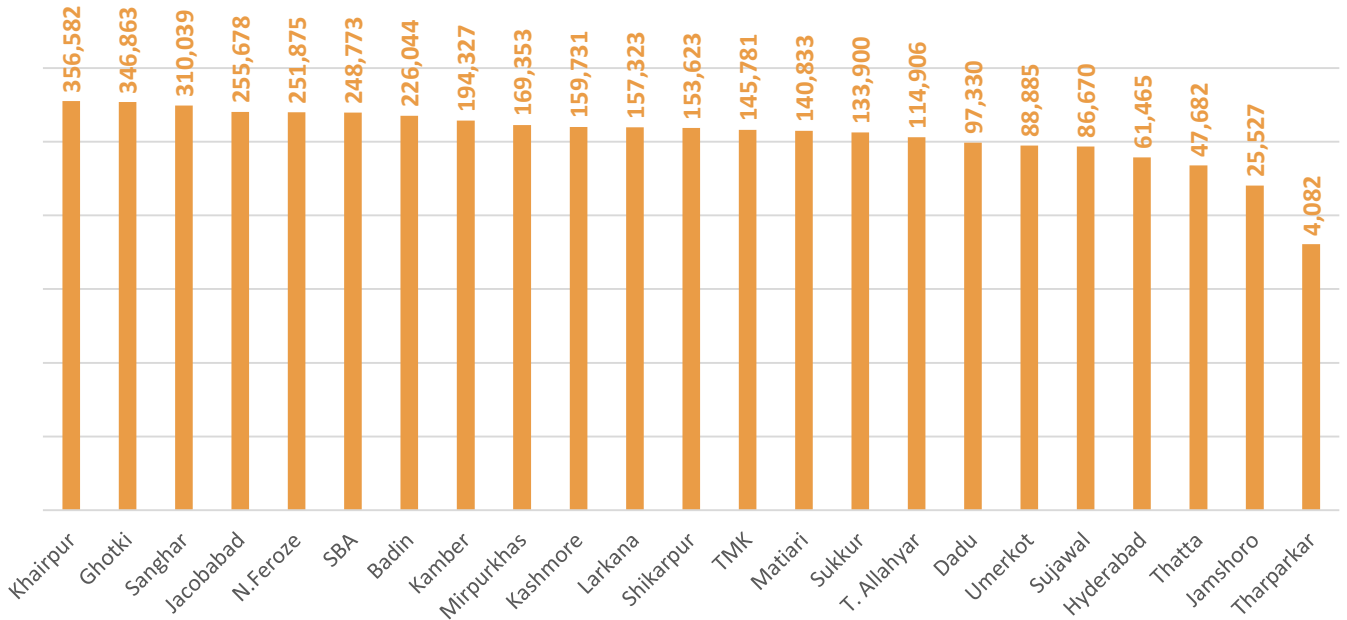
Partially Damaged – 1,128,724

Fully Damaged – 683,180

Grand Total – 1,811,904

Source: Concerned Deputy Commissioners.

CROP AREA AFFECTED (IN ACRES)



Total Crop Area Damaged: 3,777,272

Source: Relief Department Sindh



**PROVINCIAL DISASTER MANAGEMENT AUTHORITY
REHABILITATION DEPARTMENT
GOVERNMENT OF SINDH**



Division	District	No. of UC's Affected	No. of Roads	Road (km)	Bridge	Culverts	Causeway	Shop	Hotel	Masjid
Karachi	East	-	1	8	2	-	750	-	-	-
	West	-						-	-	-
	South	18						1	-	-
	Central	-						3	-	-
	Malir	14						7	-	-
	Korangi	2						-	-	-
	Keamari	32						-	-	-
Sub Total		66	1	8	2	-	750	11	-	-
Hyderabad	Hyderabad	160	13	76	2	-	-	-	-	-
	Jamshoro	30	42	516	15	9	1375	-	-	-
	Dadu	66	65	569	6	99	-	-	-	-
	Matiari	30	7	83	-	-	-	-	-	-
	Tando Allahyar	28	37	344	6	92	-	-	-	-
	TMK	28	7	118	0	6	-	-	-	-
	Thatta	40	39	291	23	233	-	-	-	-
	Sujawal	37	30	426	57	272	-	-	-	-
	Badin	68	53	799	13	82	0	5	2	3
Sub Total		487	293	3,221	122	793	1,375	5	2	3
Sukkur	Sukkur	67	20	181	1	25	-	11	-	-
	Khairpur	88	110	622	2	83	-	13	-	3
	Ghotki	66	24	252	-	-	-	-	-	-
Sub Total		221	154	1,055	3	108	-	24	-	3
SBA	SBA	59	58	942	15	45	-	-	-	-
	N.Feroze	68	60	727	2	124	-	-	-	-
	Sanghar	73	52	296	10	119	-	-	-	-
Sub Total		200	170	1,965	27	288	-	-	-	-
Larkana	Larkana	68	24	192	1	54	-	-	-	-
	Kamber-Shahdadkot	52	51	173	3	158	-	-	-	-
	Shikarpur	55	23	258	-	38	-	-	-	-
	Jacobabad	44	9	92	-	65	-	-	-	-
	Kashmore	41	24	289	1	14	-	-	-	-
Sub Total		260	131	1,004	5	329	-	-	-	-

Emergency No:
1736



Plot No. 26-C, Main Khayaban-e-Jami,
DHA Phase-VII, Karachi.



021-99332742
021-35381810



021-99332007



0335-5557362



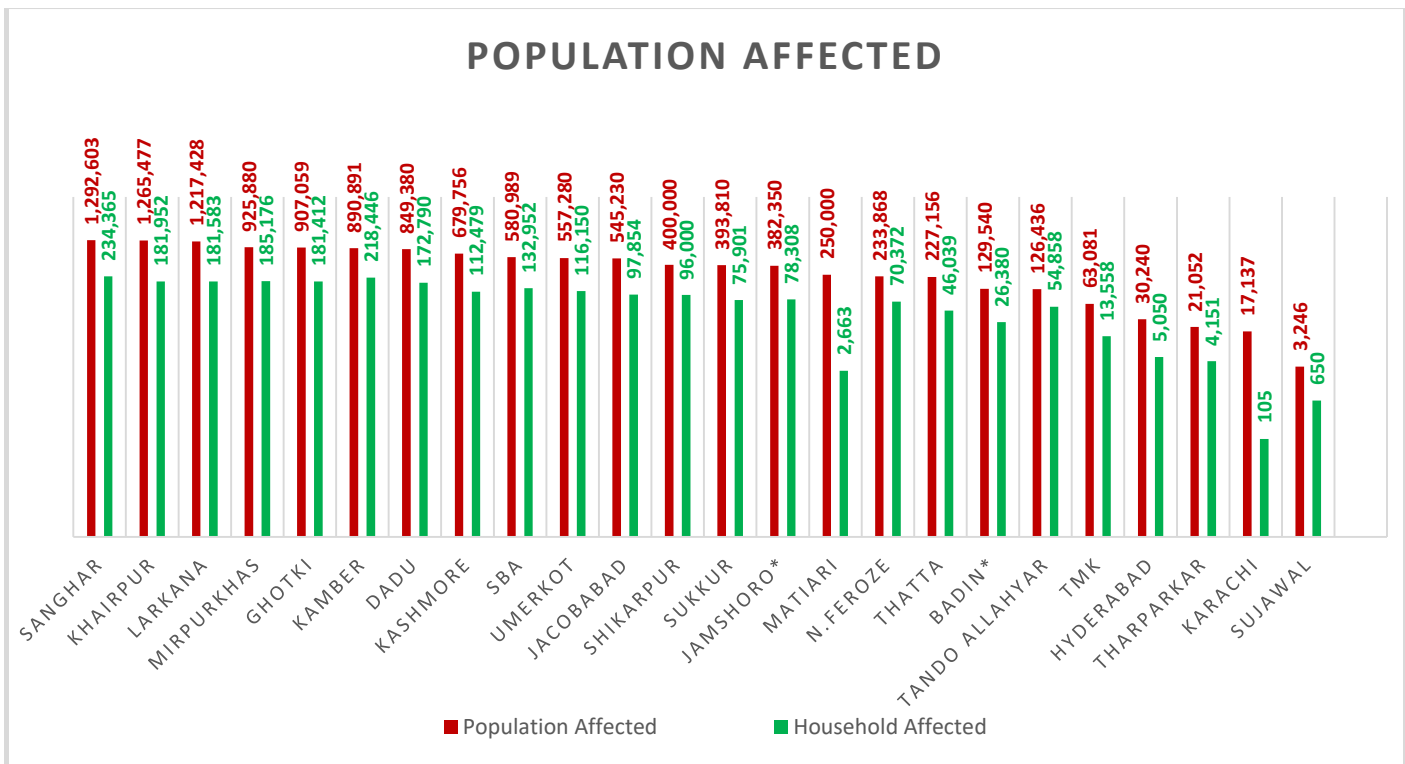
www.pdma.gos.pk

Division	District	No. of UC's Affected	No. of Roads	Road (km)	Bridge	Culverts	Causeway	Shop	Hotel	Masjid
Mirpurkhas	Mirpurkhas	50	15	207	6	82	-	-	-	-
	Umerkot	42	21	332	-	69	-	-	-	-
	Tharparker	3	18	597	-	80	-	-	-	-
Sub Total		95	54	1,136	6	231	-	-	-	-
Grand Total		1,329	803	8,389	165	1,749	2,125	40	2	6

Source of UCs Affected: Relief Department Sindh

Source of Infrastructure Damage: Works & Services Department Sindh

Note: Works & Services Department has reported that 2,548 Government buildings have been damaged



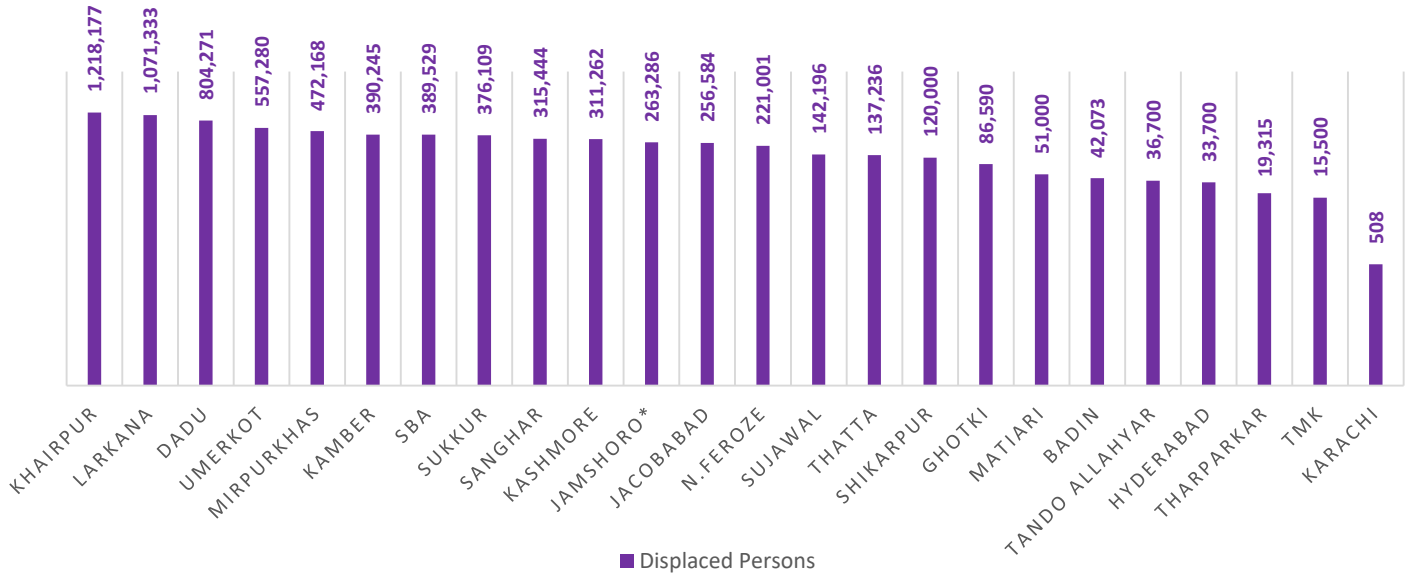
Total Population Affected: 11,989,889

Total Households Affected: 2,289,194

Source: Concerned Deputy Commissioners.

Note: - Deputy Commissioner Badin has revised the figures of Total Affected Population from 135,540 to 129,540, and Total Affected Families from 27,380 to 26,380.

POPULATION DISPLACED



Total Number of Person Displaced: 7,331,507

Source: Concerned Deputy Commissioners.

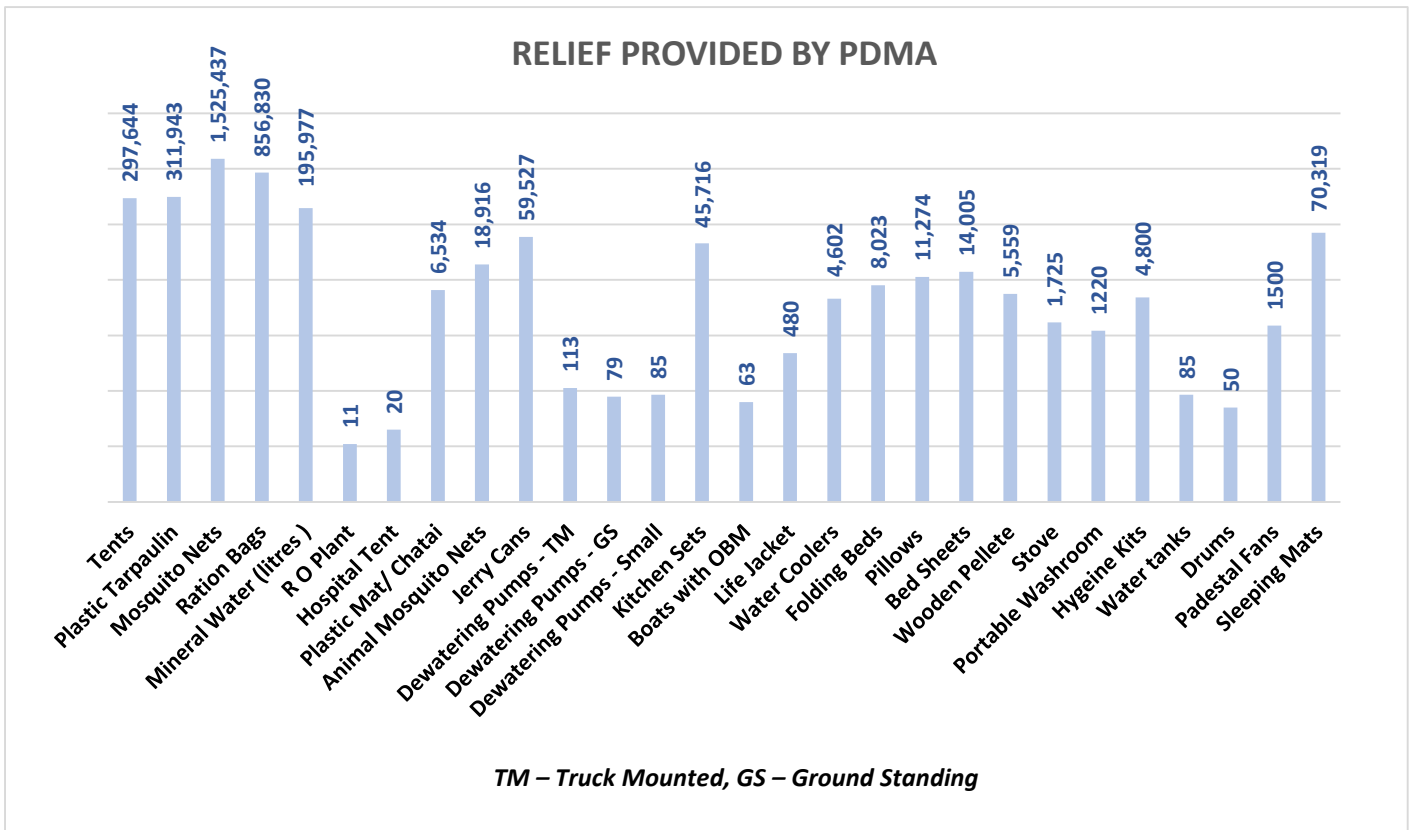
Relief Camps Established by DDMA's / Deputy Commissioners

Division	District	Relief Camps Established	Persons in Relief Camps (Last 24hrs)			
			M	F	C	T
Karachi	East	15	-	-	-	6,341
	West	7	-	-	-	3,705
	Korangi	2	-	-	-	505
	Malir	8	-	-	-	4,794
	Central	2	-	-	-	0
	Keamari	7	-	-	-	783
Sub Total		41	-	-	-	16,128
Hyderabad	Hyderabad	29	-	-	-	6,530
	Jamshoro*	80	6,153	6,858	12,324	25,335
	Dadu	154	8,250	10,500	14,947	33,697
	Matari	9	-	-	-	3,312
	Tando Allahyar	9	798	845	786	2,429
	Tando M. Khan	-	1,250	1,450	976	3,676
	Thatta*	27	-	-	-	5,388
	Sujawal	14	-	-	-	-
Badin	6	280	320	627	1,227	
Sub Total		328	16,731	19,973	29,660	81,594
Sukkur	Sukkur	9	224	295	554	1,073
	Khairpur	183	-	-	-	47,300
	Ghotki	45	418	411	1,422	2,251
Sub Total		237	642	706	1,976	50,624

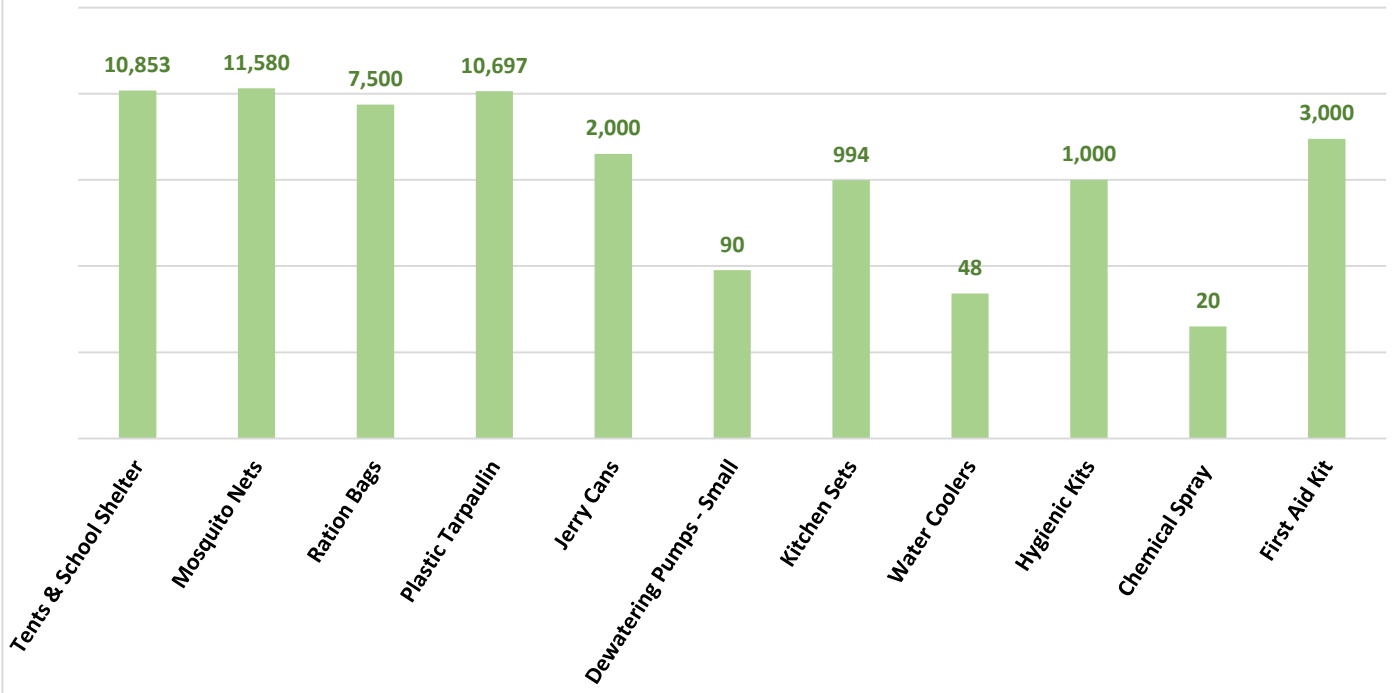
Division	District	Relief Camps Established	Persons in Relief Camps (Last 24hrs)			
			M	F	C	T
SBA	SBA	33	723	856	1,943	3,522
	N.Feroze	269	9,562	9,681	16,954	36,197
	Sanghar	151	4,417	7,730	9,940	22,087
Sub Total		453	14,702	18,267	28,837	61,806
Larkana	Larkana	1,350	15,714	21,650	26,972	64,336
	Kamber-Shahdadkot	140	19,346	20,165	13,209	52,720
	Shikarpur*	29	-	-	-	3,387
	Jacobabad	94	2,271	2,776	10,097	15,144
	Kashmore	27	237	190	437	864
Sub Total		1,640	37,568	44,781	50,715	136,451
Mirpurkhas	Mirpurkhas	35	4,159	1,849	1,510	7,518
	Umerkot	9	3,334	3,537	5,690	12,561
Sub Total		44	7,493	5,386	7,200	20,079
Grand Total		2,743	77,136	89,113	118,388	366,682

Source: Concerned Deputy Commissioners of Sindh.

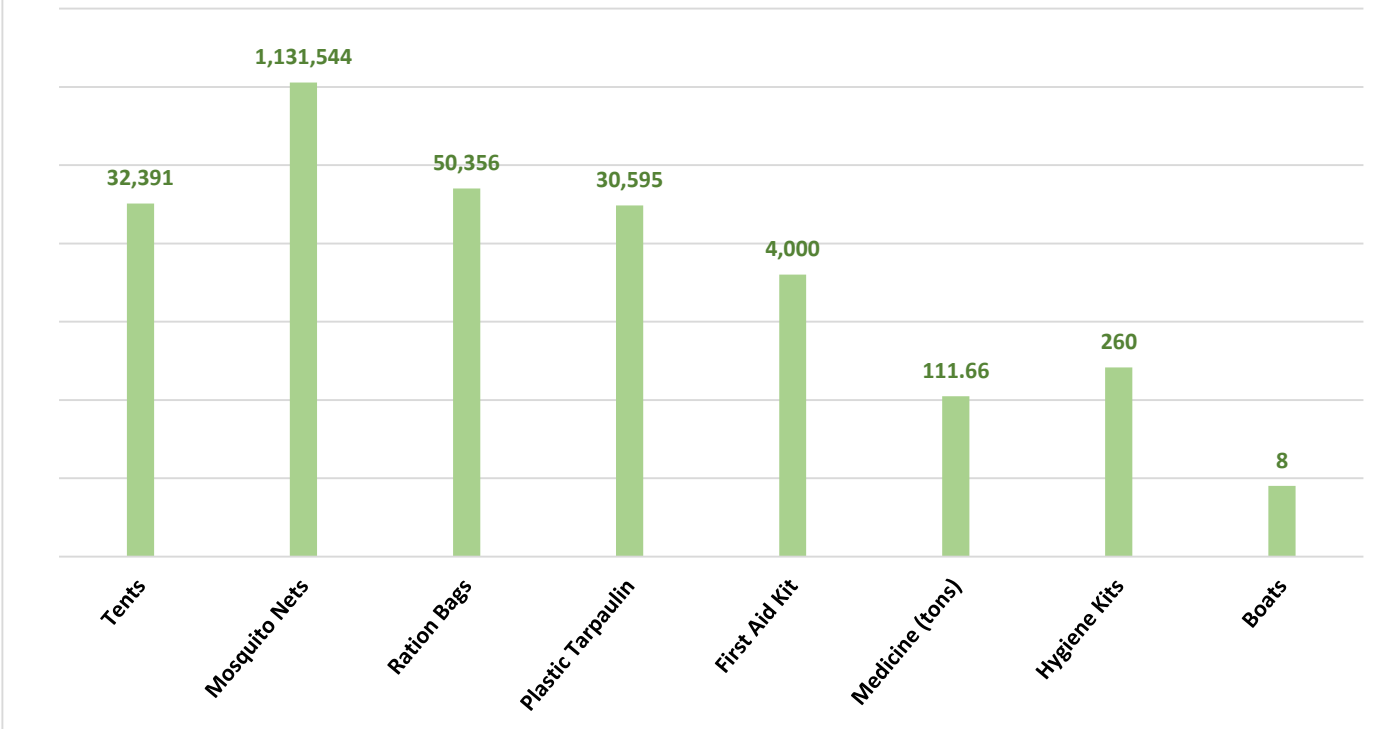
Note: - Deputy Commissioner Shikarpur has decreased the number of Relief Camps Established from 35 to 29.



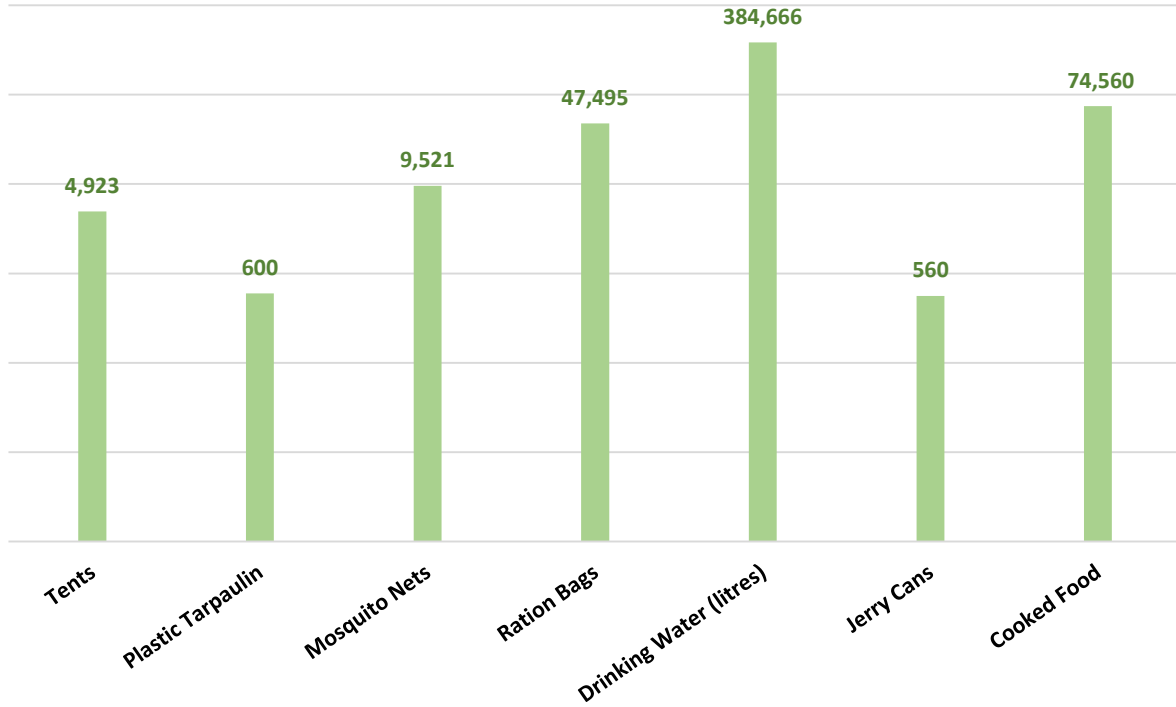
RELIEF PROVIDED BY NDMA THROUGH PDMA



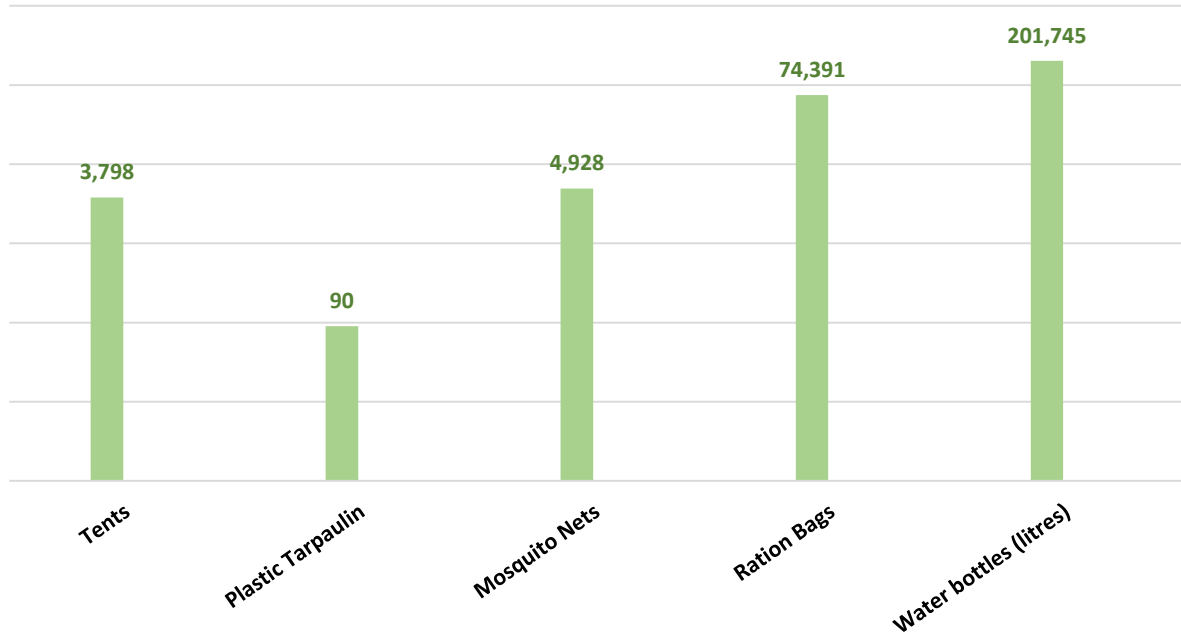
RELIEF PROVIDED BY NDMA THROUGH ARMY



RELIEF PROVIDED BY PAK NAVY



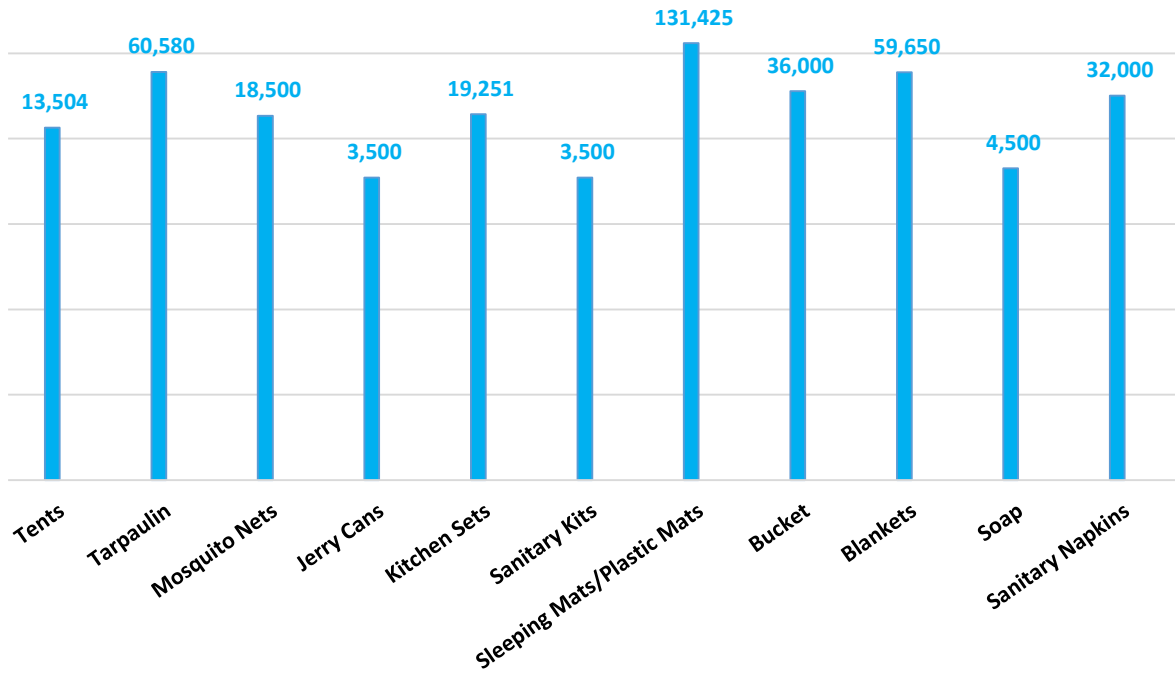
RELIEF PROVIDED BY PAK AIRFORCE



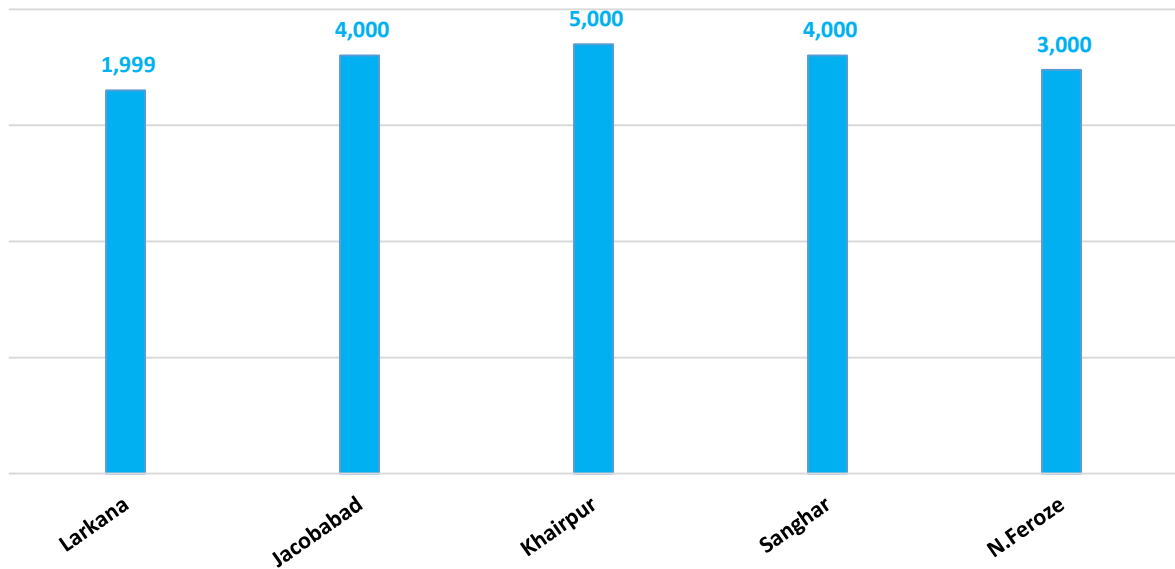
Others:

Organization	Relief
FGRF(INGO)	Cooked Food (Daigs) : 1058

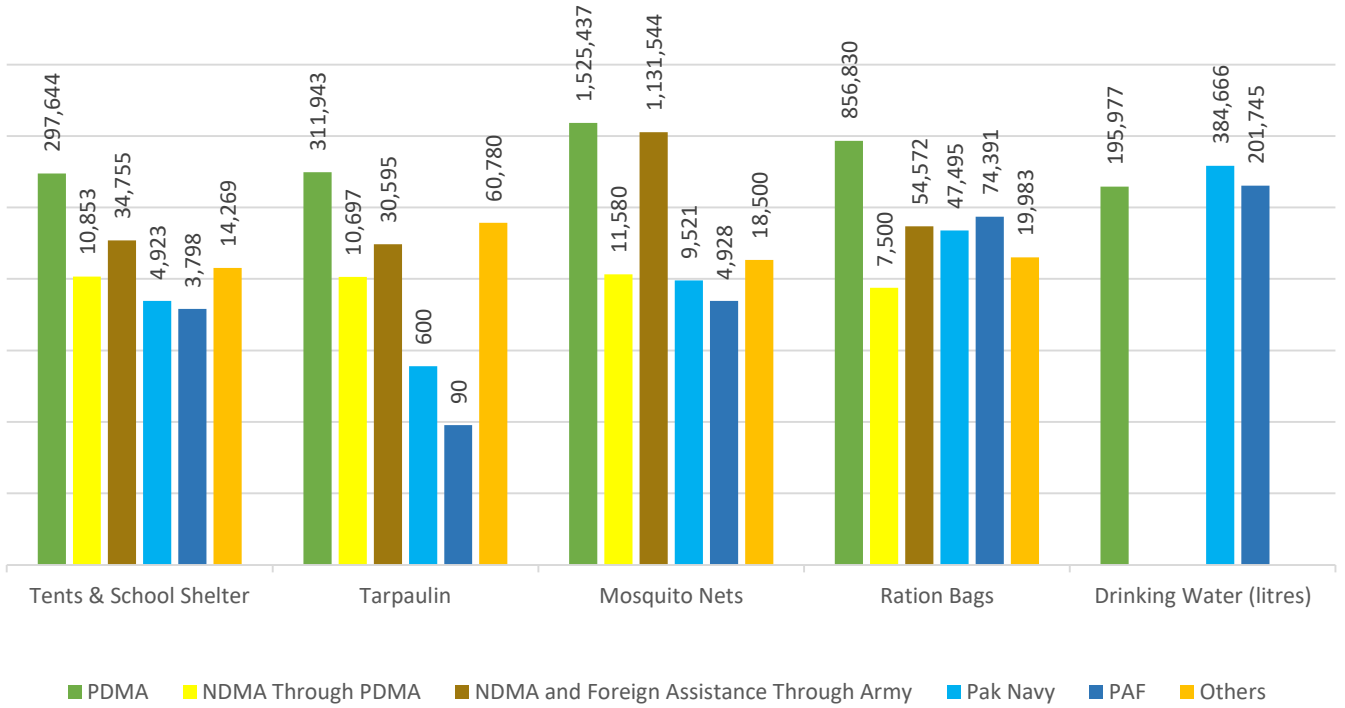
RELIEF PROVIDED BY UNHCR



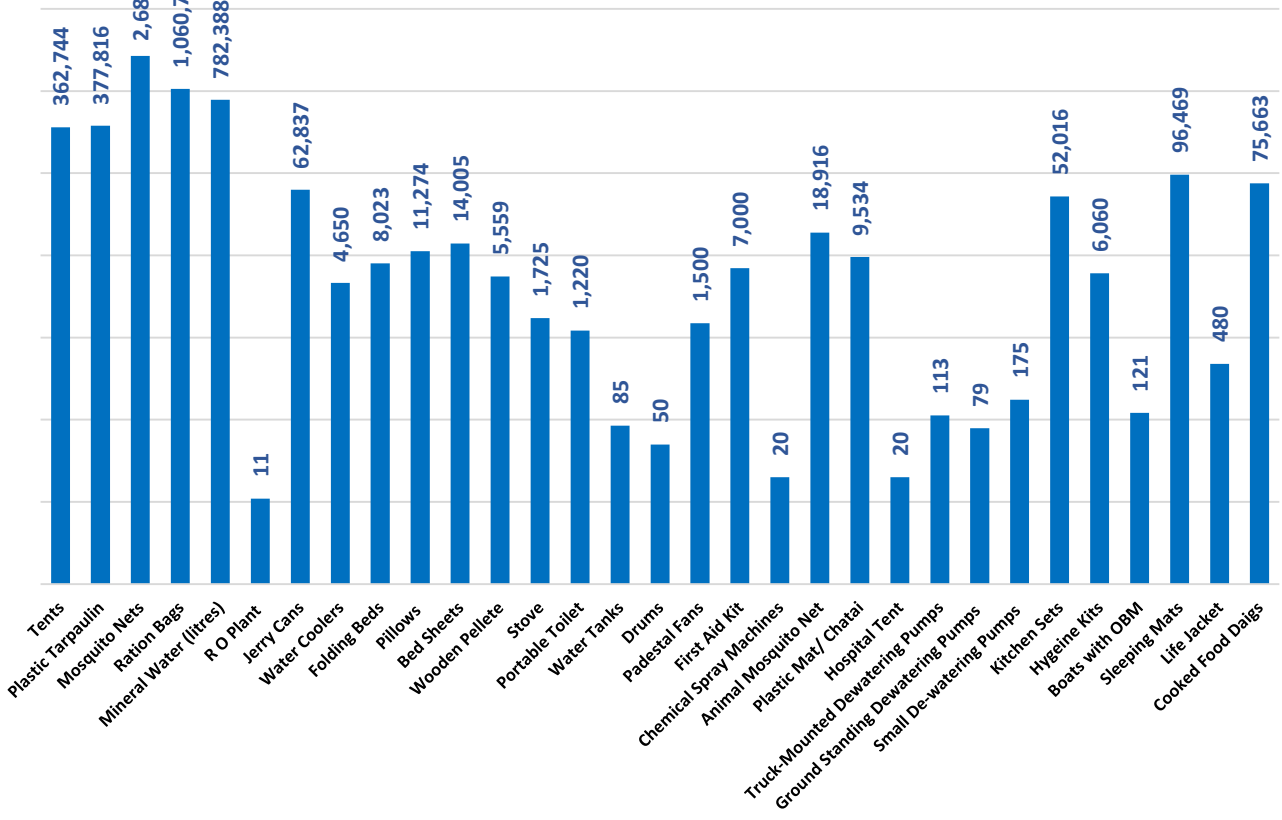
RATION BAGS PROVIDED BY UN-WFP



Combined Relief Provided



TOTAL NUMBER OF RELIEF ITEMS



TM – Truck Mounted, GS – Ground Standing, SM - Small



**PROVINCIAL DISASTER MANAGEMENT AUTHORITY
REHABILITATION DEPARTMENT
GOVERNMENT OF SINDH**



Last 24 Hours (Already Included in Total):

Districts	Tents	Tarpaulin Sheets	Mosquito Nets	Ration Bags	Jerry Cans	Kitchen Sets	Bucket
Badin	500	-	-	7,000	-	-	-
Dadu	-	3,000	-	4,900	-	-	-
Hyderabad	-	-	-	1,000	-	-	-
Jamshoro	453	-	-	-	-	-	-
Kamber	360	6,170	1,000	500	250	2,106	500
Shikarpur	500	-	-	500	-	-	-
Khairpur	3,000	3,921	-	2,700	-	-	-
Larkana	220	-	-	5,000	-	-	-
N.Feroze	-	3,400	-	5,900	-	-	-
Matiari	-	-	-	300	-	-	-
Sujawal	-	-	-	2,750	-	-	-
Thatta	-	-	-	4,550	-	-	-
Jacobabad	-	-	-	2,000	-	-	-
Ghotki	-	-	-	500	-	-	-
Sukkur	-	-	-	500	-	-	-
Sanghar	-	-	-	5,200	-	-	-
SBA	-	-	-	2,600	-	-	-
Mirpurkhas	-	-	-	5,000	-	-	-
Tharparkar	-	-	-	1,500	-	-	-
Total	5,033	16,491	1,000	52,400	250	2,106	500

Sd/-
(KAZIM RAZA TALPUR)
**INCHARGE PEOC
PDMA SINDH**

**Emergency No:
1736**



Plot No. 26-C, Main Khayaban-e-Jami,
DHA Phase-VII, Karachi.



021-99332742
021-35381810



021-99332007



0335-5557362



www.pdma.gos.pk