



No. PDMA (SINDH)/(SITREP)/2022/ 906

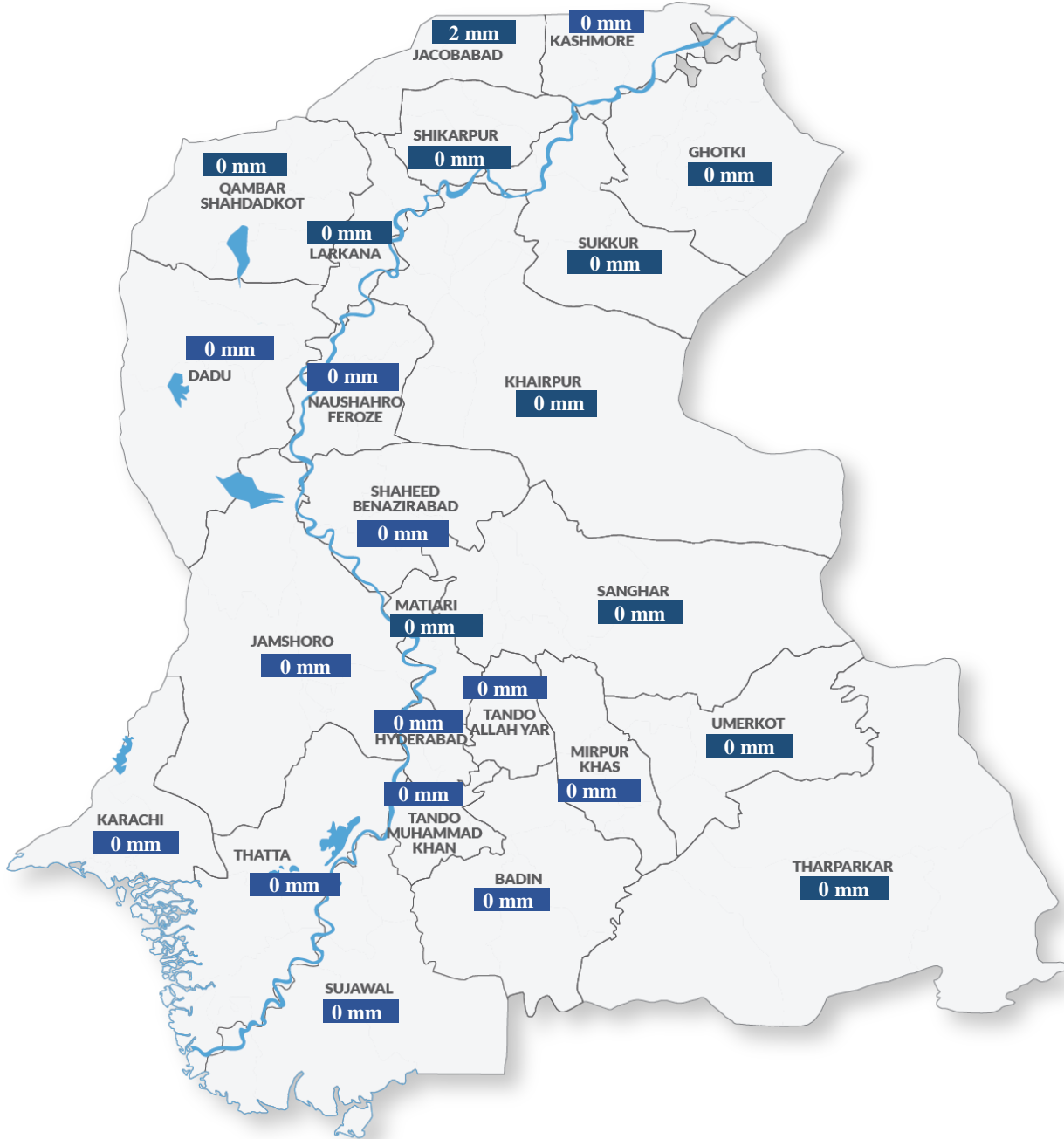
August 31, 2022

Period Covered: 22:00 hrs. 20-06-2022 to 30-08-2022 22:00 hrs.

## DAILY SITUATION REPORT

### Weather Situation Overview

Rainfall in Average (last 24 hrs.)



Source: CM Portal

### Weather Forecast

- Nothing to Report (NTR)

Emergency No:  
**1736**



Plot No. 26-C, Main Khayaban-e-Jami,  
DHA Phase-VII, Karachi.



021-99332742  
021-35381810



021-99332007

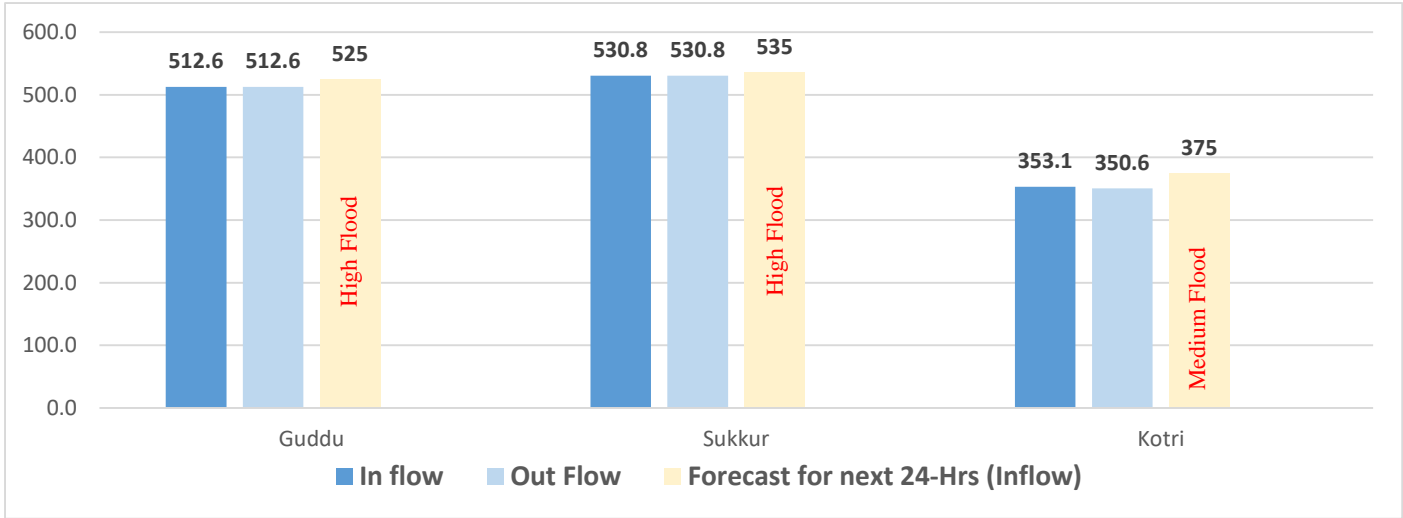


0335-5557362



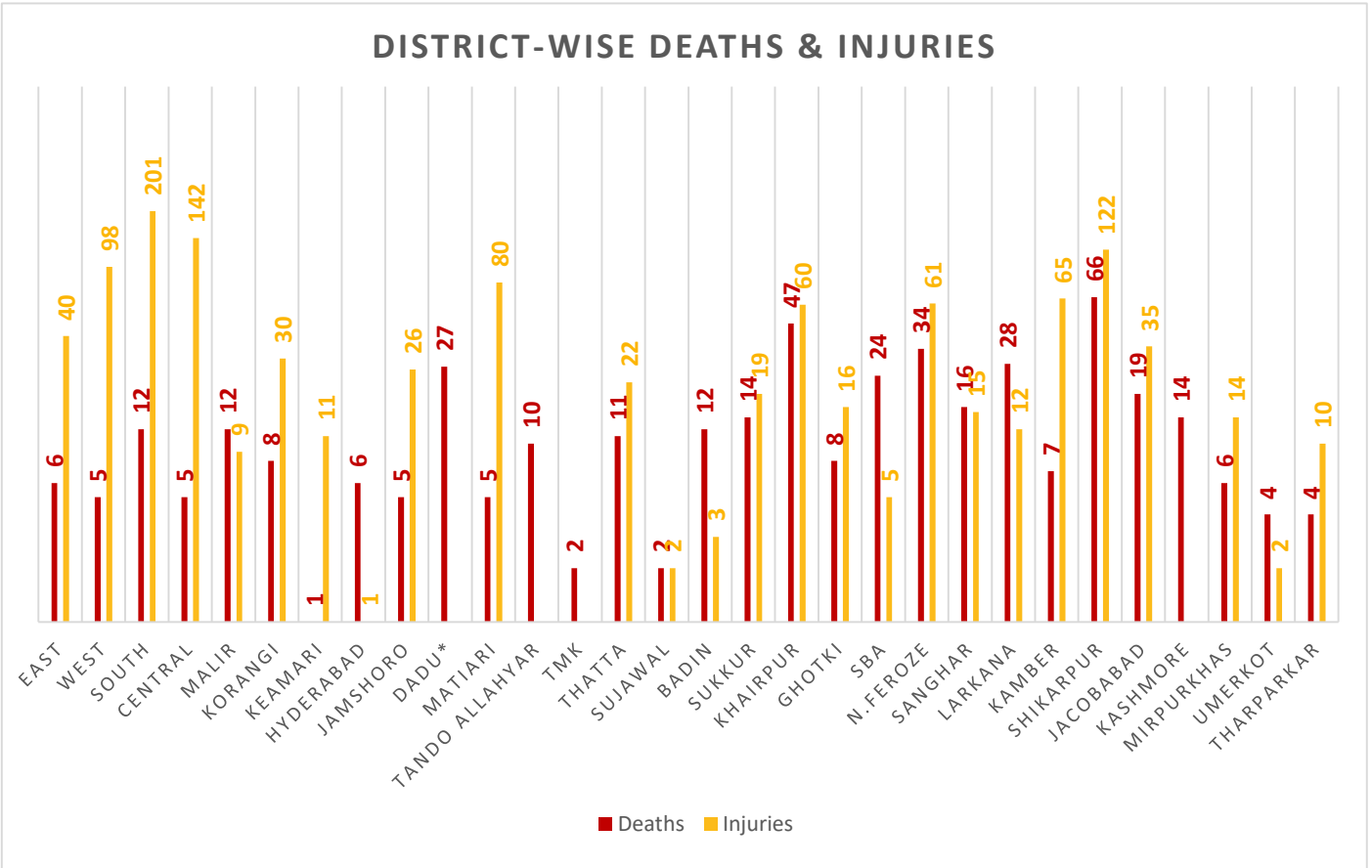
www.pdma.gos.pk

## River Indus Discharge (in Thousands of Cusecs)



**Source:** Pakistan Meteorological Department - Flood Forecasting Division (FFD) – Bulletin No. B-077/22 Dated: 30<sup>th</sup> August, 2022 10:45 hours (PST)

## Summary of Losses



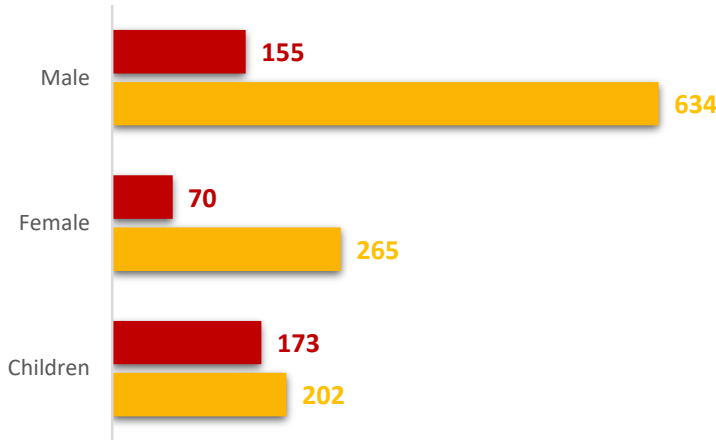
**Death Data Source:** Concerned Deputy Commissioners.

**Injury Data Source:** Directorate General Health Services, Hyderabad.

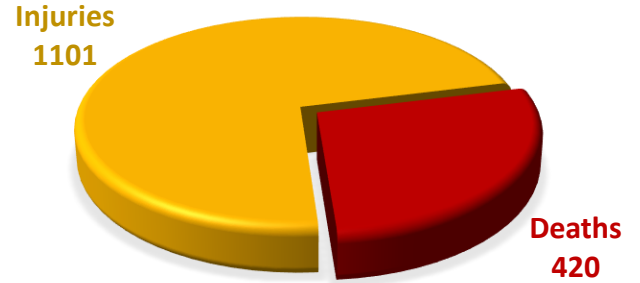
**Note:** 708 additional injuries have been reported by the Deputy Commissioners of Hyderabad, Dadu, Tando Allahyar, TMK, SBA, Sanghar, Larkana, Jacobabad, Shikarpur & Umerkot.



### GENDER-WISE DISTRIBUTION



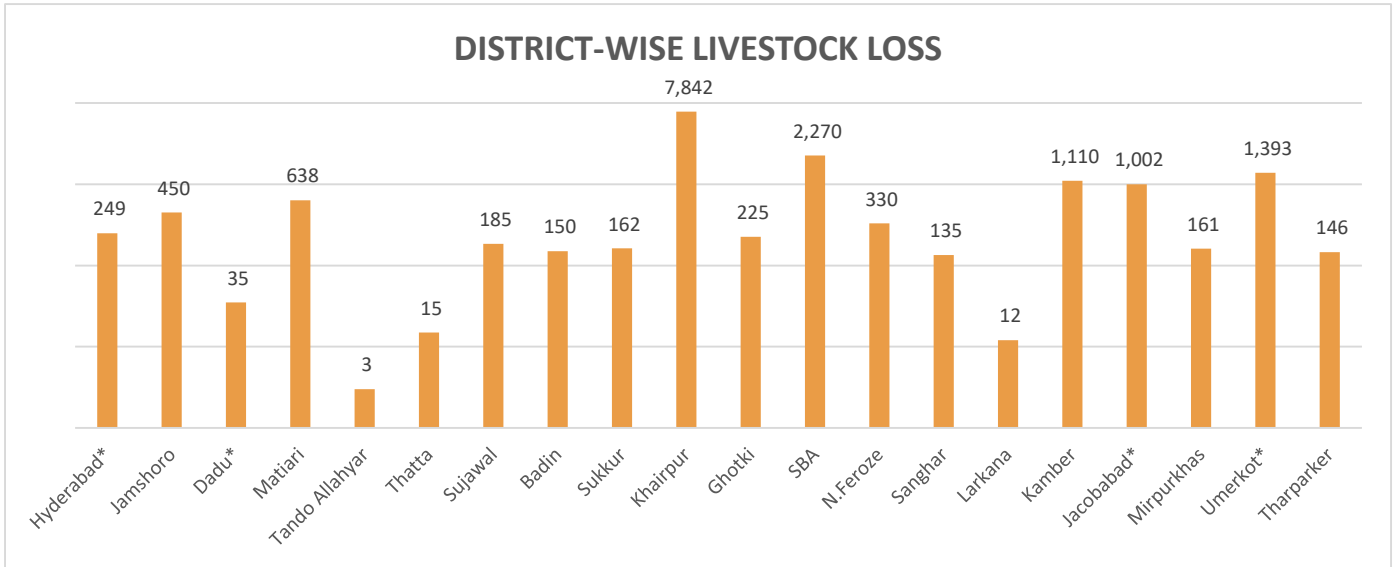
### SUMMARY



**Note:** Deputy Commissioner Sukkur and Ghotki has reported 22 deaths, however, gender wise distribution of the deaths will be reflected in the grand total as soon as we receive the revised report.

#### **Last 24 Hours (Already Included in Total):**

| Division     | District   | Deaths   |          |          |           | Remarks   |
|--------------|------------|----------|----------|----------|-----------|---|
|              |            | M        | F        | C        | T         |   |
| Mirpurkhas   | Mirpurkhas | 0        | 0        | 1        | 1         | Deputy Commissioner Mirpurkhas has reported that 01 Child Died.   |
| Hyderabad    | Dadu       | 1        | 0        | 0        | 1         | 01 Male Died due to drowning in indus river. Death confirmed by CM Sindh Rainfall Portal.   |
| Larkana      | Kashmore   | 0        | 0        | 7        | 7         | Deputy Commissioner Kashmore has reported that 07 Children Died.  |
|              | Jacobabad  | -        | -        | -        | 2         | Deputy Commissioner Jacobabad has reported that 02 persons Died.  |
| SBA          | Sanghar    | 3        | 1        | 0        | 4         | Deputy Commissioner Sanghar has reported that 02 males and 01 female have died due to collapsing of roof and 1 male died due to accidentally falling in water pond filled in by rain. |
| <b>Total</b> |            | <b>4</b> | <b>1</b> | <b>8</b> | <b>15</b> | -   |

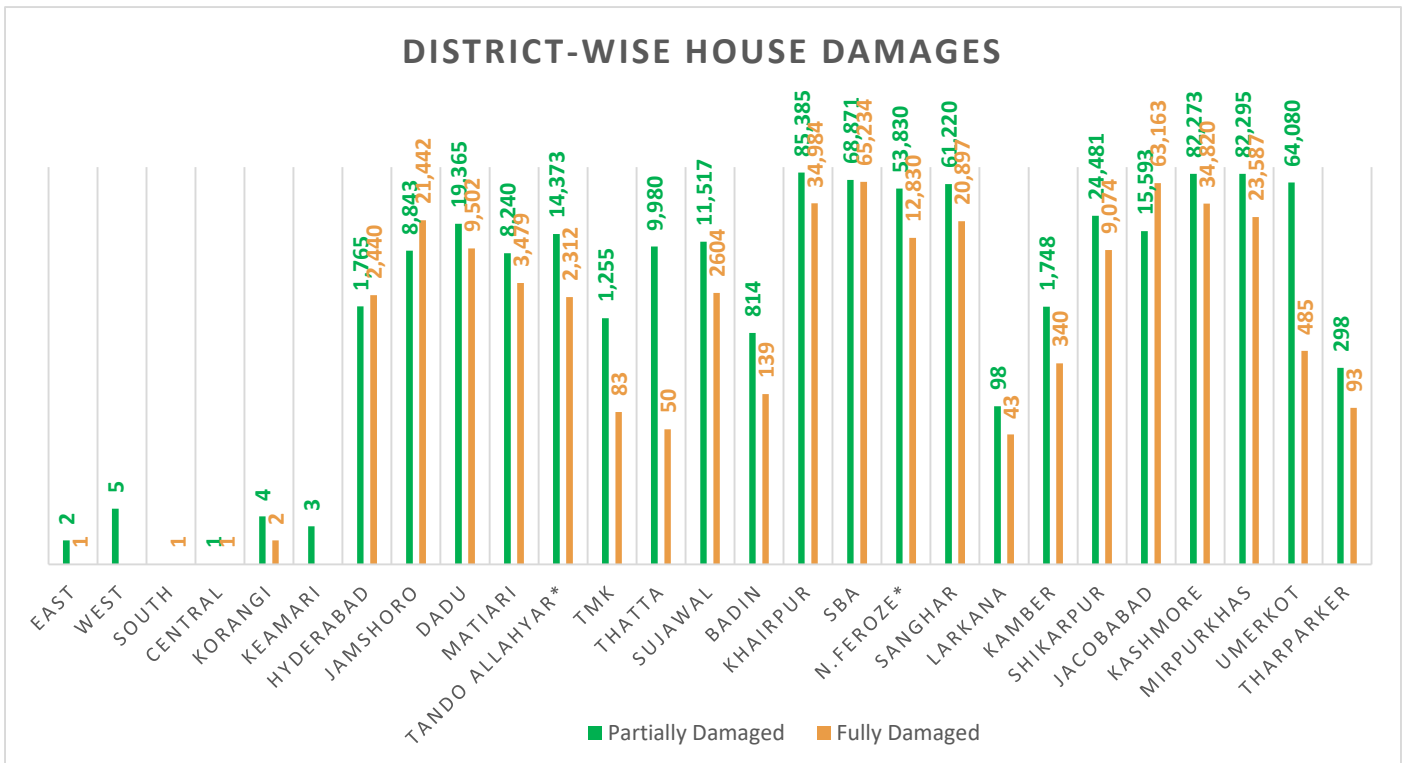


**Total Livestock Perished: 16,513**  
**Last 24 Hours (Already Included in Total): 91**  
**Source: Concerned Deputy Commissioners.**

**Note:**

- 15,554 losses have been reported by Livestock Department.

## Summary of Infrastructure & Private Property Damage



**Total House Damage:** Partially – 616,339      Fully – 307,606  
**Last 24 Hours (Already Included in Total):** Partially – 3,018      Fully – 2,454

-Deputy Commissioner Sukkur and Ghotki has reported 29,299 houses damaged.

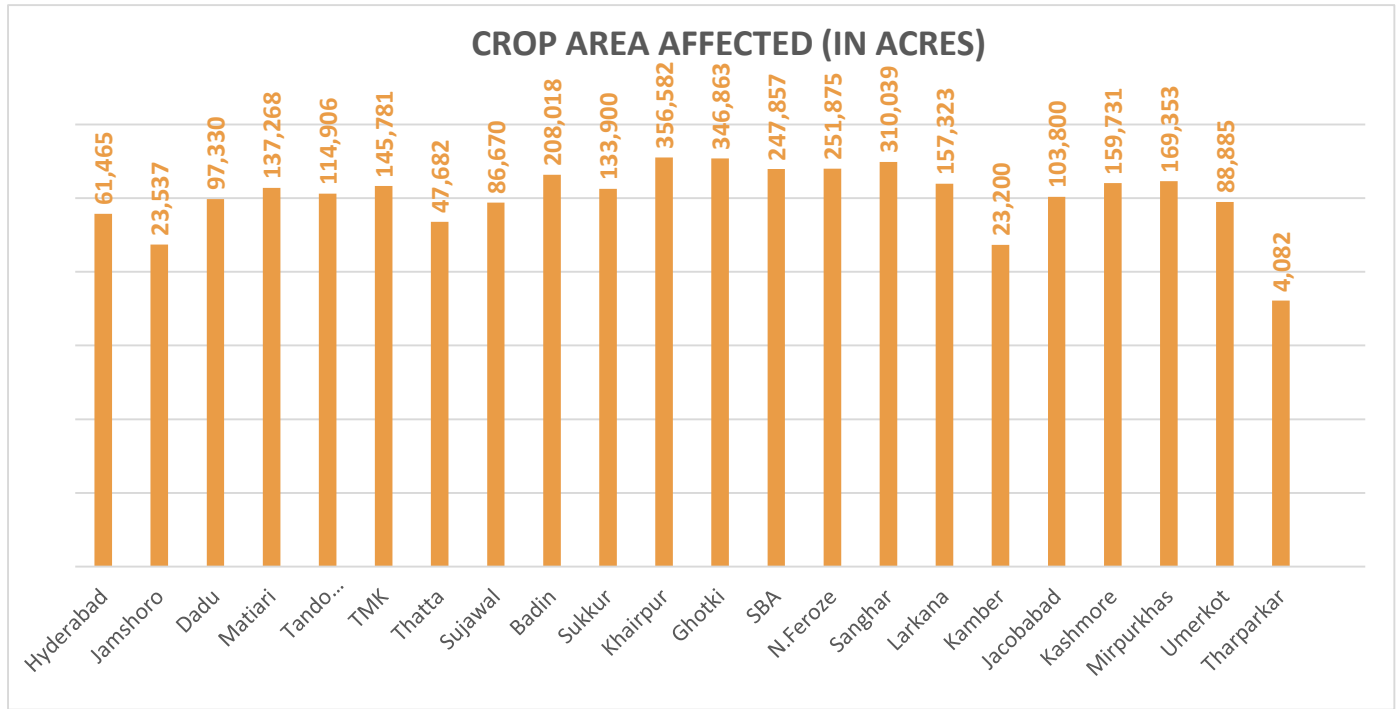
-House Damages (Grand Total- Last 24 hours): 5,472

**Source: Concerned Deputy Commissioners.**



**Note:**

- 80% of houses were partially damaged in District Larkana.



**Total Crop Area Damaged: 3,276,147**

Source: Relief Department Sindh

**Note:**

- Deputy Commissioner Tando Allahyar has reported that 114,906 Crop Area Damaged.
- 90% of crop area was affected in District Larkana.

| Division         | District        | No. of UC's Affected | No. of Roads | Road (km)    | Bridge    | Shop     | Hotel    | Masjid   |
|------------------|-----------------|----------------------|--------------|--------------|-----------|----------|----------|----------|
| Karachi          | East            | -                    | 20           | 15           | -         | -        | -        | -        |
|                  | West            | -                    | 15           | 16           | -         | -        | -        | -        |
|                  | South           | -                    | -            | -            | -         | -        | -        | -        |
|                  | Central         | -                    | -            | -            | -         | 3        | -        | -        |
|                  | Malir           | -                    | 2            | 1            | 1         | -        | -        | -        |
|                  | Korangi         | 5                    | 16           | 25           | -         | -        | -        | -        |
|                  | Keamari         | -                    | -            | -            | -         | -        | -        | -        |
| <b>Sub Total</b> |                 | <b>5</b>             | <b>53</b>    | <b>57</b>    | <b>1</b>  | <b>3</b> | <b>-</b> | <b>-</b> |
| Hyderabad        | Hyderabad       | 160                  | 20           | 80           | 1         | -        | -        | -        |
|                  | Jamshoro        | 28                   | -            | 180          | 0         | 0        | 0        | 0        |
|                  | Dadu            | 66                   | 56           | 104          | 5         | -        | -        | -        |
|                  | Matiari         | 30                   | -            | -            | -         | -        | -        | -        |
|                  | Tando Allahyar* | 28                   | -            | -            | -         | -        | -        | -        |
|                  | TMK             | 7                    | -            | 133          | -         | -        | -        | -        |
|                  | Thatta          | 40                   | 6            | 56.5         | -         | -        | -        | -        |
|                  | Sujawal         | 37                   | 1            | 250          | 11        | 0        | 0        | 0        |
| Badin            | 68              | 18                   | 40           | 3            | 5         | 2        | 3        |          |
| <b>Sub Total</b> |                 | <b>464</b>           | <b>101</b>   | <b>843.5</b> | <b>20</b> | <b>5</b> | <b>2</b> | <b>3</b> |
| Sukkur           | Sukkur          | 49                   | -            | -            | -         | 11       | -        | -        |
|                  | Khairpur        | 88                   | 256          | 1,002        | 18        | 13       | -        | 3        |

**Emergency No:**

**1736**



Plot No. 26-C, Main Khayaban-e-Jami,  
DHA Phase-VII, Karachi.



021-99332742  
021-35381810



021-99332007



0335-5557362



www.pdma.gos.pk

| Division           | District   | No. of UC's Affected | No. of Roads | Road (km)      | Bridge    | Shop      | Hotel    | Masjid   |
|--------------------|------------|----------------------|--------------|----------------|-----------|-----------|----------|----------|
|                    | Ghotki     | 66                   | -            | -              | -         | -         | -        | -        |
| <b>Sub Total</b>   |            | <b>203</b>           | <b>256</b>   | <b>1,002</b>   | <b>18</b> | <b>24</b> | <b>0</b> | <b>3</b> |
| SBA                | SBA        | 59                   | 54           | 184            | 15        | -         | -        | -        |
|                    | N.Feroze   | 71                   | -            | -              | 0         | 0         | 0        | 0        |
|                    | Sanghar    | 73                   | -            | -              | -         | -         | -        | -        |
| <b>Sub Total</b>   |            | <b>203</b>           | <b>54</b>    | <b>184</b>     | <b>15</b> | <b>0</b>  | <b>0</b> | <b>0</b> |
| Larkana            | Larkana    | 69                   | 0            | 0              | -         | -         | -        | -        |
|                    | Kamber     | 3                    | 12           | 96             | 6         | -         | -        | -        |
|                    | Jacobabad  | 44                   | -            | -              | -         | -         | -        | -        |
|                    | Kashmore   | 41                   | -            | -              | -         | -         | -        | -        |
| <b>Sub Total</b>   |            | <b>157</b>           | <b>12</b>    | <b>96</b>      | <b>6</b>  | <b>-</b>  | <b>-</b> | <b>-</b> |
| Mirpurkhas         | Mirpurkhas | 50                   | -            | -              | -         | -         | -        | -        |
|                    | Umerkot    | 42                   | -            | 146.1          | -         | -         | -        | -        |
|                    | Tharparker | 3                    | 59           | 0.1            | -         | -         | -        | -        |
| <b>Sub Total</b>   |            | <b>95</b>            | <b>59</b>    | <b>146.22</b>  | <b>-</b>  | <b>-</b>  | <b>-</b> | <b>-</b> |
| <b>Grand Total</b> |            | <b>1,127</b>         | <b>535</b>   | <b>2,328.7</b> | <b>60</b> | <b>32</b> | <b>2</b> | <b>6</b> |

**Last 24 Hours:**

**No. of UC's Affected: (NTR)**

**Source of UCs Affected: Relief Department Sindh**

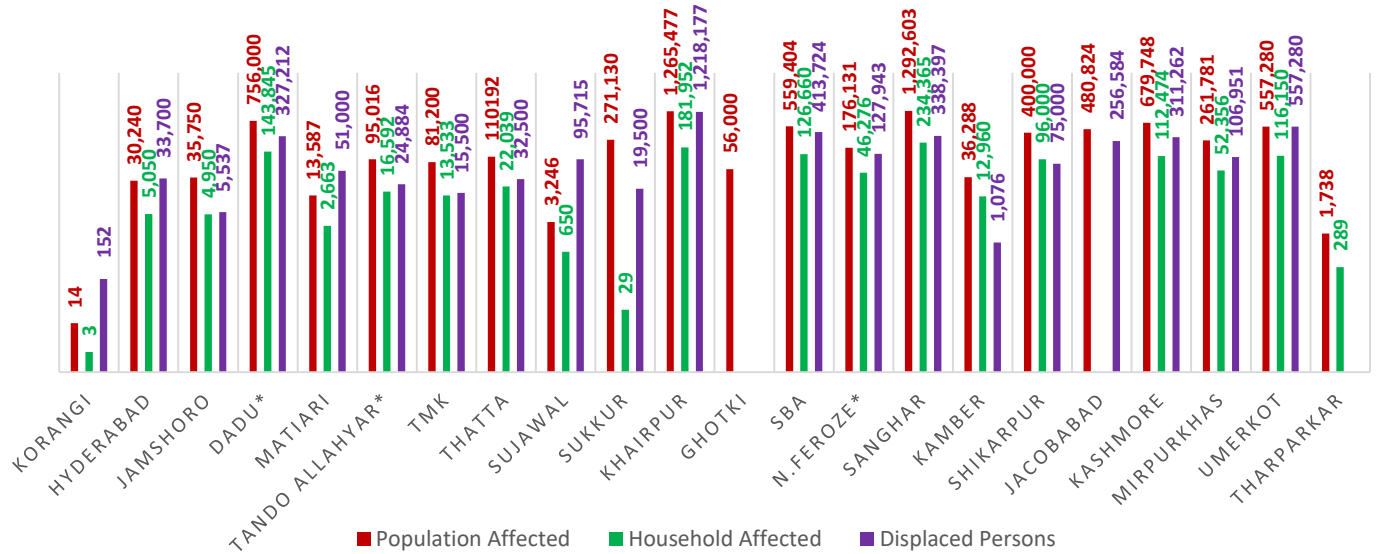
**Note:**

- Total 222 schools were damaged in District SBA.
- Total 45 culverts were damaged in District SBA.



## Relief Camps Established by DDMA's / Deputy Commissioners

### POPULATION AFFECTED



**Total Population Affected: 7,163,649**  
**Total Households Affected: 1,188,836**  
**Total Number of Person Displaced: 4,012,094**

**Last 24 Hours (Already Included in Total):**

**Population Affected: 20,465**  
**Households Affected: 2,719**

| Division  | District        | Relief Camps Established | Persons in Relief Camps (Last 24hrs) |        |        |        |
|-----------|-----------------|--------------------------|--------------------------------------|--------|--------|--------|
|           |                 |                          | M                                    | F      | C      | T      |
| Hyderabad | Hyderabad*      | 29                       | -                                    | -      | -      | 6,530  |
|           | Jamshoro        | 15                       | -                                    | -      | -      | -      |
|           | Dadu*           | 154                      | 3,057                                | 4,430  | 7,256  | 14,743 |
|           | Matiari         | 73                       | -                                    | -      | -      | 14,786 |
|           | Tando Allahyar* | 09                       | 828                                  | 846    | 792    | 2,458  |
|           | Thatta*         | 12                       | -                                    | -      | -      | 13,440 |
|           | Sujawal         | 4                        | -                                    | -      | -      | -      |
| Sukkur    | Sukkur          | 41                       | -                                    | -      | -      | 12,990 |
|           | Khairpur        | 482                      | -                                    | -      | -      | 47,300 |
|           | Ghotki          | 45                       | -                                    | -      | -      | 6,531  |
| SBA       | SBA*            | 77                       | 8,825                                | 9,252  | 11,573 | 29,650 |
|           | N.Feroze*       | 278                      | 10,014                               | 11,291 | 20,797 | 42,102 |
|           | Sanghar         | 151                      | 8,050                                | 8,655  | 19,150 | 35,855 |

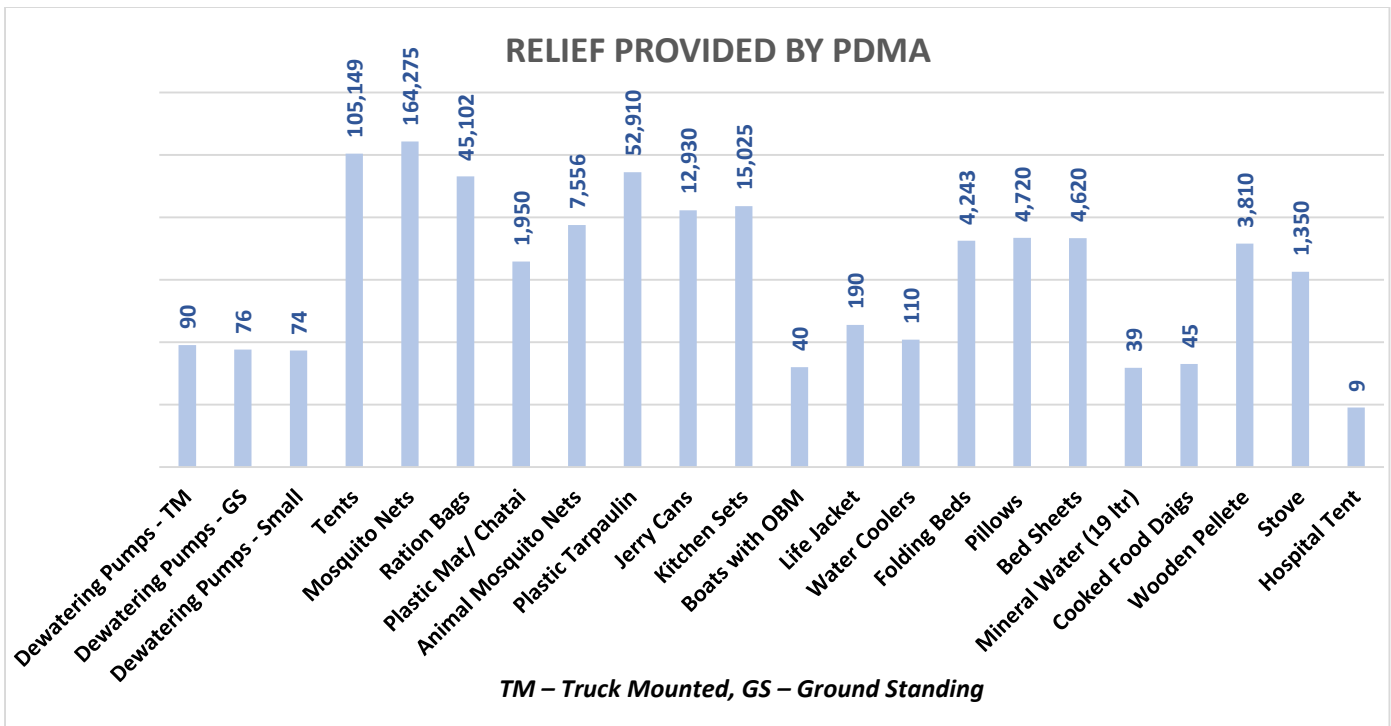
| Division     | District        | Relief Camps Established | Persons in Relief Camps (Last 24hrs) |               |               |                |
|--------------|-----------------|--------------------------|--------------------------------------|---------------|---------------|----------------|
|              |                 |                          | M                                    | F             | C             | T              |
| Larkana      | Larkana         | 290                      | -                                    | -             | -             | 28,500         |
|              | Kamber-Shahdadt | 6                        | -                                    | -             | -             | -              |
|              | Shikarpur       | 46                       | -                                    | -             | -             | 43,688         |
|              | Jacobabad       | 112                      | -                                    | -             | -             | 39,352         |
|              | Kashmore        | 27                       | 2,270                                | 2,131         | 3,230         | 7,631          |
| Mirpurkhas   | Mirpurkhas*     | 35                       | 10,223                               | 8,414         | 5,850         | 24,487         |
|              | Umerkot         | 33                       | 1,368                                | 1,283         | 2,616         | 5,267          |
| <b>Total</b> |                 | <b>1,955</b>             | <b>44,652</b>                        | <b>46,335</b> | <b>71,269</b> | <b>383,724</b> |

**Last 24 Hours** (Already Included in Total):

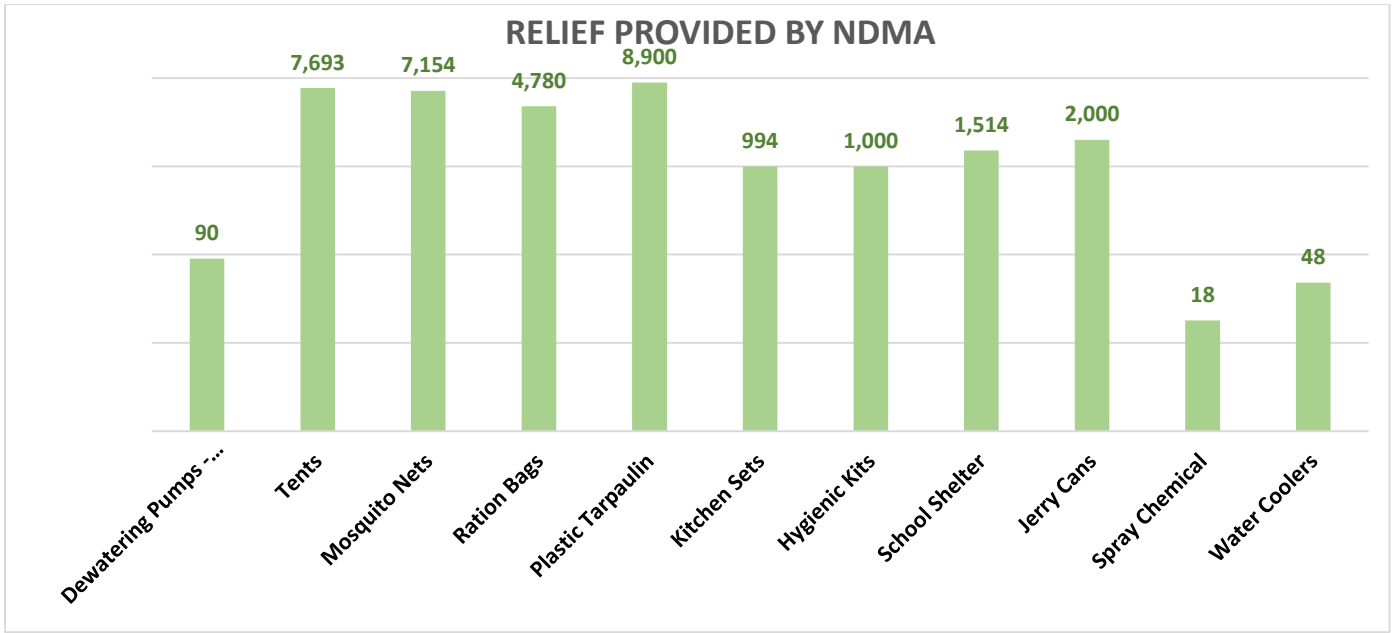
**Relief Camps: 09**

*Source: Concerned Deputy Commissioners of Sindh.*

## Relief Provided by PDMA/NDMA

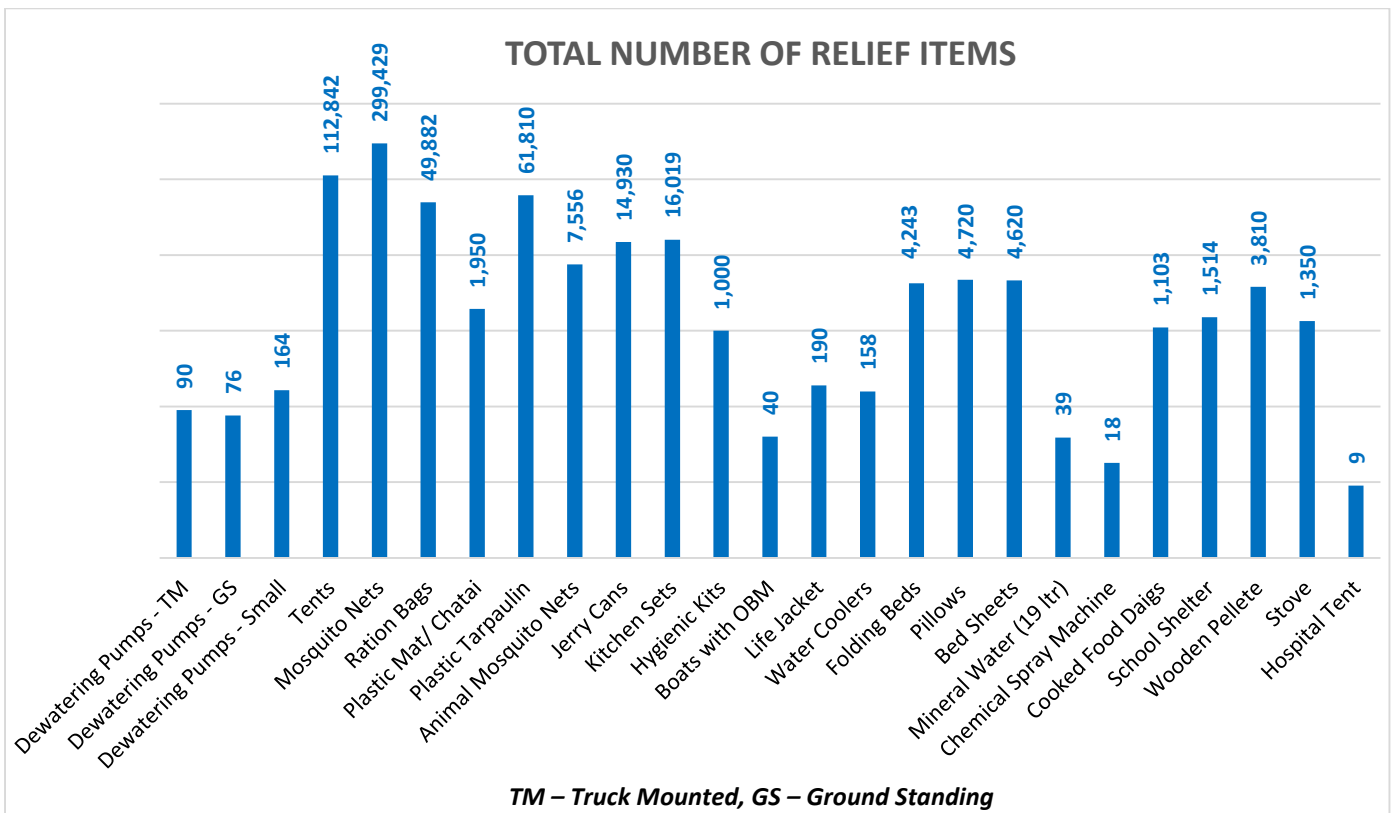






**Others:**

| Organization                 | Relief                     |
|------------------------------|----------------------------|
| FGRF(INGO)                   | Cooked Food (Daigs) : 1058 |
| National Institute of Health | Mosquito Nets : 128,000    |



**Last 24 Hours (Already Included in Total):**



PROVINCIAL DISASTER MANAGEMENT AUTHORITY  
REHABILITATION DEPARTMENT  
GOVERNMENT OF SINDH



| Item Description | Tents        | Mosquito Nets | Tarpaulin Sheets | Jerry Cans | Ration Bags | Hygiene Kit | School Shelter |
|------------------|--------------|---------------|------------------|------------|-------------|-------------|----------------|
| Shikarpur        |              | 11,000        |                  |            |             |             |                |
| Dadu             |              |               | 600              |            |             |             |                |
| N.Feroze         | 750          |               |                  |            |             |             |                |
| Sukkur           | 625          | 24,000        |                  |            |             |             |                |
| Kashmore         | 250          |               |                  |            |             |             |                |
| Badin            | 150          |               |                  |            |             |             |                |
| SBA              | 1,400        |               |                  |            | 2,000       |             |                |
| Matiari          | 250          | 8500          |                  | 500        |             | 500         |                |
| Jacobabad        |              | 24,000        |                  |            |             |             | 75             |
| Sanghar          | 250          |               |                  |            |             |             |                |
| <b>Total</b>     | <b>3,675</b> | <b>67,500</b> | <b>600</b>       | <b>500</b> | <b>2000</b> | <b>500</b>  | <b>75</b>      |

Sd/-  
(KAZIM RAZA TALPUR)  
INCHARGE PEOC  
PDMA SINDH

Emergency No:  
**1736**



Plot No. 26-C, Main Khayaban-e-Jami,  
DHA Phase-VII, Karachi.



021-99332742  
021-35381810



021-99332007



0335-5557362



[www.pdma.gos.pk](http://www.pdma.gos.pk)