

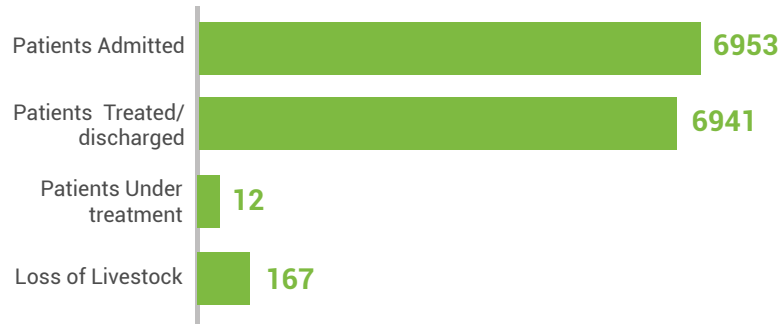


Progress on Heatwave Response

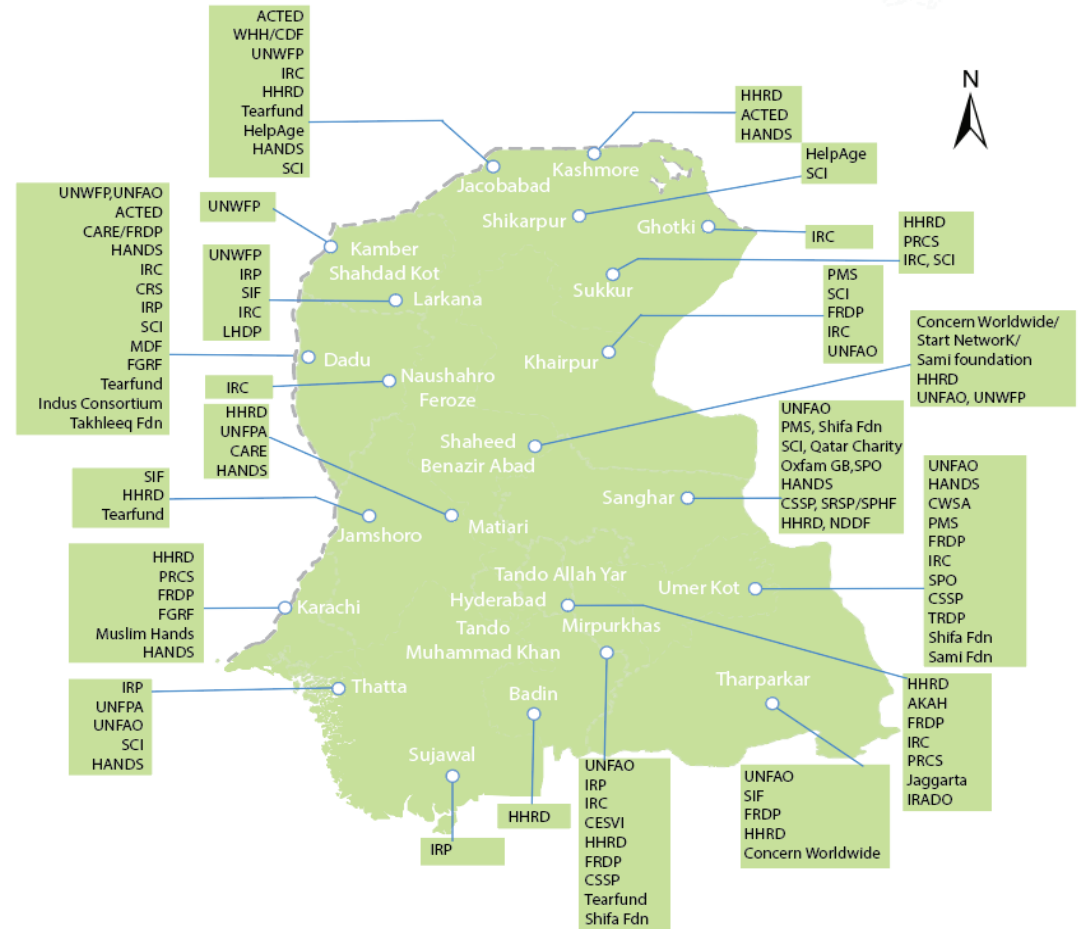
(Period Covered 1500 hrs 21-05-2024 - 1500 hrs 05-07-2024)

- PDMA and DDMA are closely monitoring the situation/ Heatwave Response Plan.
- Provincial Emergency Operation Centre PDMA Sindh is closely coordinating with all DDMA/District EOCs and all Humanitarian Partners.
- Establishment of additional heat stabilization camps is ongoing in various districts.
- 40 Humanitarian Partners continued their support in Heatwave Response Plan by establishing 294 heat stabilization camps in various districts.
- 40 Humanitarian Partners conducted awareness sessions on heatwave impacts, distributed Information, Education & Communication (IECC) material, displayed Banners and awareness raising through print, electronic, social and local media-content approved by PDMA.
- Deputy Commissioners / Chairmen DDMA with dedicated team are regularly visiting heat stabilization camps in their respective districts.
- 40 Humanitarian Partners providing support in safe transportation/ shifting of referred patients from Camps to Heat Stroke Centers / hospitals.
- Deputy Commissioners/ Chairmen DDMA initiated Plantation Drive in some of the districts

Patients Admitted	Patients Treated/discharged	Patients Under treatment	Loss of Livestock
6953	6941	12	167

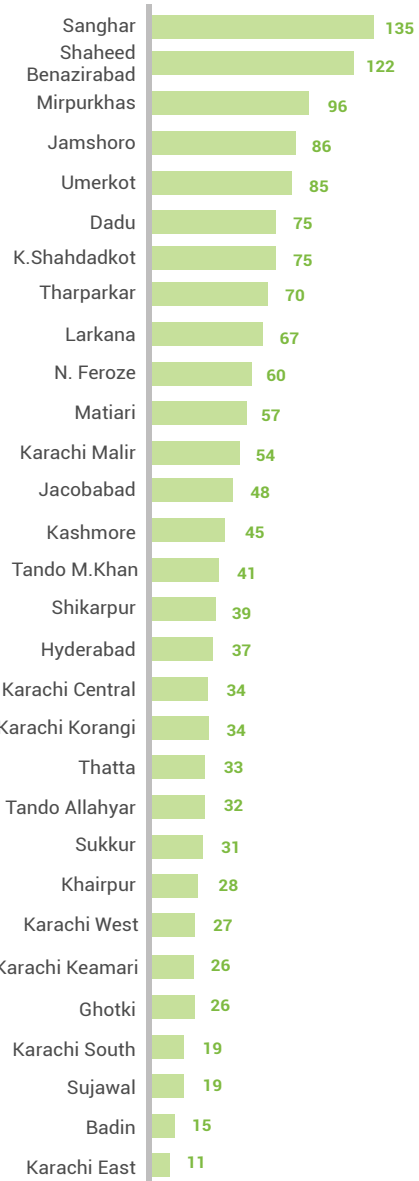


Heat Stabilization Camps established by the Government of Sindh and Humanitarian Partners (Presence of Humanitarian Partners in districts with active engagement in Heatwave Response Plan 2024)

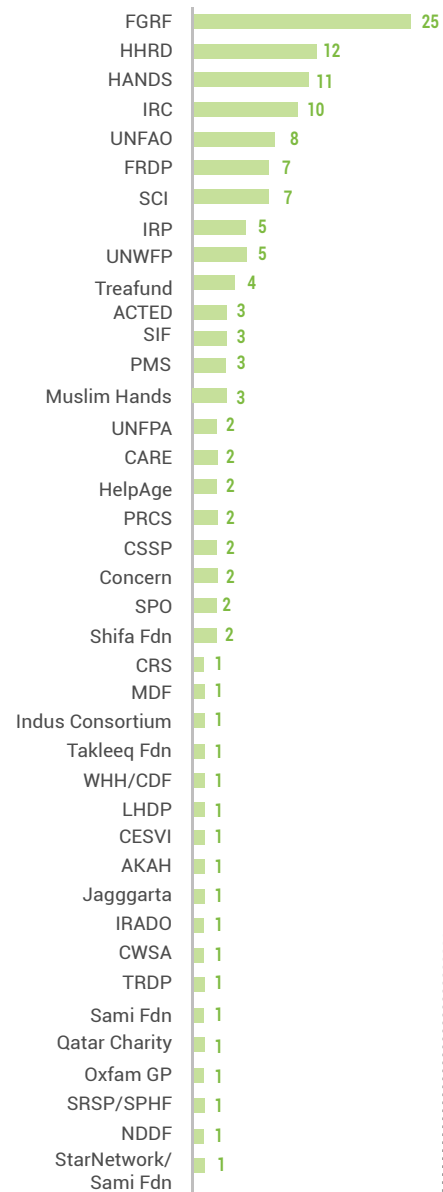


DIVISION	KARACHI	HYDERABAD	SUKKUR	SHAHEED BENAZIR ABAD	LARKANA	MIRPUR KHAS	TOTAL
Camps by Govt.	205	395	85	317	274	251	1,527
Camps by Humanitarian Partners	147	60	39	17	10	21	294
Total	352	455	124	334	284	272	1,821

District wise Camps established By Government of Sindh



Humanitarian Partners Presence by District



Heat Stroke Report (Period Covered 1500 hrs 21-05-2024 - 1500 hrs 05-07-2024)

6953 Number of Patients Admitted **6941** Number of Patients Treated/discharged **12** Number of Patients Under treatment **19** Casualty **167** Loss of Livestock

Sr #	Division	District	Number of Patients Admitted				Number of Patients Treated/discharged				Number of Patients Under treatment				Casualty (if any)				Loss of Livestock			
			Male	Female	Children	Total	Male	Female	Children	Total	Male	Female	Children	Total	Male	Female	Children	Total	Goat/ Sheep	Buffalo/ Cow	Camel	Other Animals
1	Karachi	Korangi	0	1	0	1	0	1	0	1	0	0	0	0	0	0	0	0	0	0	0	0
2		Malir	160	130	32	322	160	130	32	322	0	0	0	0	0	0	0	0	0	0	0	0
3		South	530	153	0	683	530	153	0	683	0	0	0	0	13	6	0	19	0	0	0	0
4		West	17	0	1	18	17	0	1	18	0	0	0	0	0	0	0	0	0	0	0	0
5	Hyderabad	Badin	92	37	18	147	86	33	16	135	6	4	2	12	0	0	0	0	0	0	0	
6		Hyderabad	84	30	0	114	84	30	0	114	0	0	0	0	0	0	0	0	16	3	0	1
7		Jamshoro	295	208	38	541	295	208	38	541	0	0	0	0	0	0	0	0	1	4	0	0
8		Matiari	25	2	0	27	25	2	0	27	0	0	0	0	0	0	0	0	0	0	0	0
9		Sujawal	153	66	21	240	153	66	21	240	0	0	0	0	0	0	0	0	0	0	0	0
10		Tando Allahyar	24	7	4	35	24	7	4	35	0	0	0	0	0	0	0	0	0	0	0	0
11	Sukkur	Ghotki	3	0	0	3	3	0	3	0	0	0	0	0	0	0	0	0	0	0	0	
12		Khairpur	374	216	158	748	374	216	158	748	0	0	0	0	0	0	0	0	0	0	0	0
13		Sukkur	2	2	0	4	2	2	0	4	0	0	0	0	0	0	0	0	2	3	0	0
14	Shaheed Benazirabad	Sanghar	23	7	25	55	23	7	25	55	0	0	0	0	0	0	0	0	1	2	0	0
15		Shaheed Benazirabad	1002	459	104	1565	1002	459	104	1565	0	0	0	0	0	0	0	0	0	0	0	0
16		Naushahro Feroze	66	28	0	94	66	28	0	94	0	0	0	0	0	0	0	0	0	0	0	0
17		Jacobabad	362	199	134	695	362	199	134	695	0	0	0	0	0	0	0	0	0	0	0	0
18	Larkana	Kamber Shahdadkot	154	170	28	352	154	170	28	352	0	0	0	0	0	0	0	0	0	23	10	24
19		Kashmore	44	46	29	119	44	46	29	119	0	0	0	0	0	0	0	0	0	26	0	18
20		Larkana	99	97	41	237	99	97	41	237	0	0	0	0	0	0	0	0	0	0	0	0
21		Shikarpur	82	81	25	188	82	81	25	188	0	0	0	0	0	0	0	0	0	0	0	0
22	Mirpurkhas	Tharparkar	83	61	8	152	83	61	8	152	0	0	0	0	0	0	0	0	31	1	0	1
23		Umerkot	465	102	46	613	465	102	46	613	0	0	0	0	0	0	0	0	0	0	0	0
		Total	4139	2102	712	6953	4133	2098	710	6941	6	4	2	12	13	6	0	19	51	62	10	44