

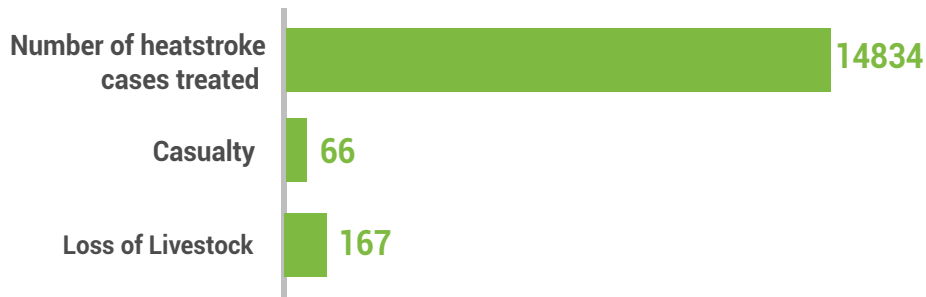


## Progress on Heatwave Response

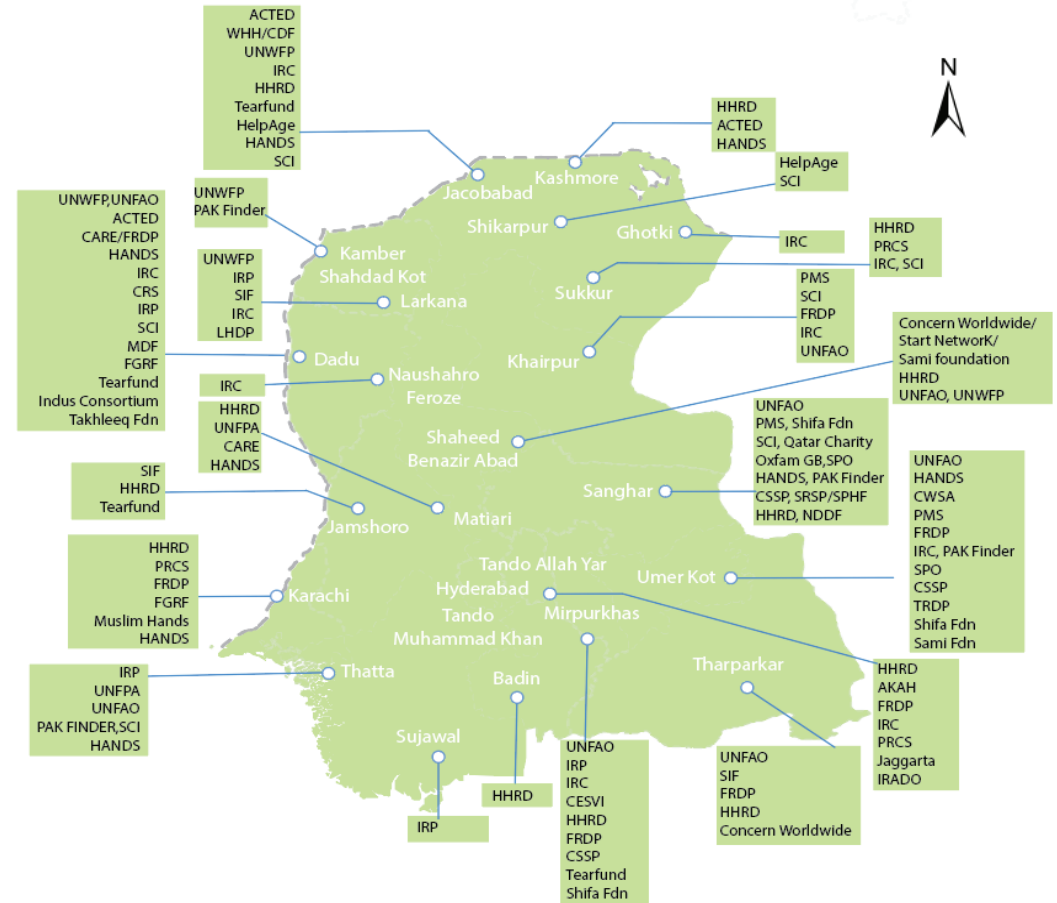
(Period Covered 1500 hrs 21-05-2024 - 1500 hrs 24-07-2024)

- PDMA and DDMA's are closely monitoring the situation/ Heatwave Response Plan.
- Provincial Emergency Operation Centre PDMA Sindh is closely coordinating with all DDMA's/District EOCs and all Humanitarian Partners.
- Establishment of additional heat stabilization camps is ongoing in various districts.
- 40 Humanitarian Partners continued their support in Heatwave Response Plan by establishing 294 heat stabilization camps in various districts.
- 40 Humanitarian Partners conducted awareness sessions on heatwave impacts, distributed Information, Education & Communication (IECC) material, displayed Banners and awareness raising through print, electronic, social and local media-content approved by PDMA.
- Deputy Commissioners / Chairmen DDMA's with dedicated team are regularly visiting heat stabilization camps in their respective districts.
- 40 Humanitarian Partners providing support in safe transportation/ shifting of referred patients from Camps to Heat Stroke Centers / hospitals.
- Deputy Commissioners/ Chairmen DDMA's initiated Plantation Drive in some of the districts

Number of heatstroke cases treated	Casualty	Loss of Livestock
<b>14834</b>	<b>66</b>	<b>167</b>

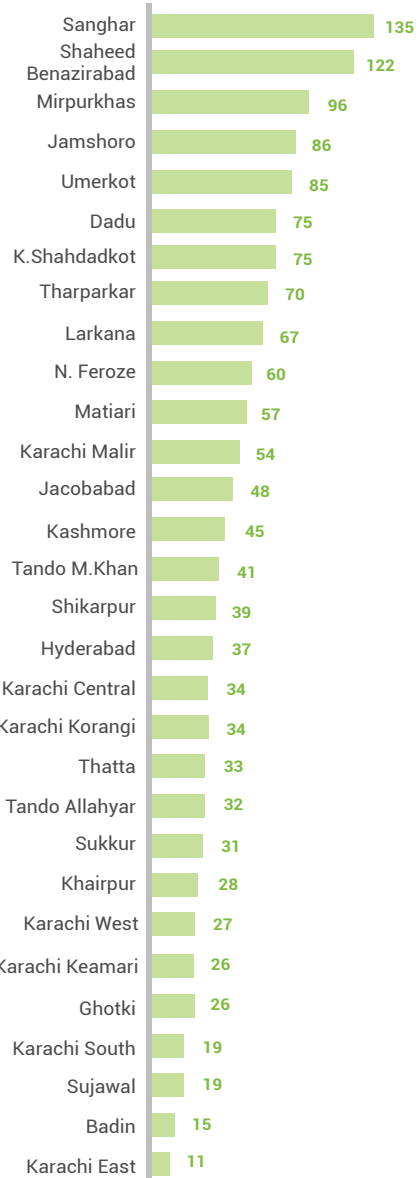


## Heat Stabilization Camps established by the Government of Sindh and Humanitarian Partners (Presence of Humanitarian Partners in districts with active engagement in Heatwave Response Plan 2024)

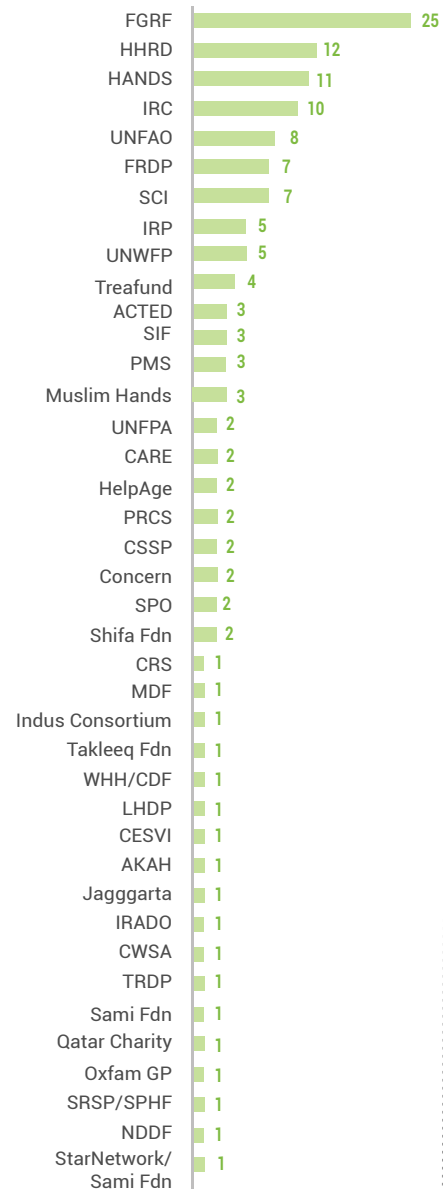


DIVISION	KARACHI	HYDERABAD	SUKKUR	SHAHEED BENAZIR ABAD	LARKANA	MIRPUR KHAS	TOTAL
Camps by Govt.	205	395	85	317	274	251	1,527
Camps by Humanitarian Partners	147	60	39	17	10	21	294
<b>Total</b>	<b>352</b>	<b>455</b>	<b>124</b>	<b>334</b>	<b>284</b>	<b>272</b>	<b>1,821</b>

## District wise Camps established By Government of Sindh



## Humanitarian Partners Presence by District



## Heat Stroke Report (Period Covered 1500 hrs 21-05-2024 - 1500 hrs 24-07-2024)

**14834** Total Number of heatstroke cases treated

**198** last 48 Hrs Number of heatstroke cases treated

**66** Casualty

**167** Loss of Livestock

Sr #	Division	District	Number of heatstroke cases treated			Casualty (if any)				Loss of Livestock			
			1 <sup>st</sup> Jun-23 <sup>rd</sup> Jul	23 <sup>rd</sup> Jul-24 <sup>th</sup> July	Total	Male	Female	Children	Total	Goat/ Sheep	Buffalo/ Cow	Camel	Other Animals
1	Karachi	East*	53	0	53	-	-	-	0	0	0	0	0
2		West*	127	0	127	3	-	-	3	0	0	0	0
3		South*	1103	0	1103	17	6	-	23	0	0	0	0
4		Central*	2310	1	2311	13	17	-	30	0	0	0	0
5		Korangi*	150	0	150	-	-	-	0	0	0	0	0
6		Malir*	327	2	329	-	-	-	0	0	0	0	0
7		Keamari*	2	0	2	-	-	-	0	0	0	0	0
8	Hyderabad	Hyderabad*	323	15	338	8	1	-	9	16	3	0	1
9		Badin*	659	13	672	-	-	-	0	0	0	0	0
10		Matiari*	45	0	45	-	-	-	0	0	0	0	0
11		Jamshoro*	797	11	808	-	-	-	0	1	4	0	0
12		Thatta*	1	0	1	-	-	-	0	0	0	0	0
13		TMK*	6	0	6	-	-	-	0	0	0	0	0
14		Tando Allahyar*	8	1	9	1	-	-	1	0	0	0	0
15		Dadu*	1568	15	1583	-	-	-	0	0	0	0	0
16		Sujawal*	160	2	162	-	-	-	0	0	0	0	0
17		Sukkur	Ghotki*	240	8	248	-	-	-	0	0	0	0
18	Khairpur*		1127	40	1167	-	-	-	0	0	0	0	0
19	Sukkur*		31	0	31	-	-	-	0	2	3	0	0
20	Shaheed Benazirabad	Sanghar*	73	0	73	-	-	-	0	1	2	0	0
21		Shaheed Benazirabad*	1135	8	1143	-	-	-	0	0	0	0	0
22		Naushahro Feroze*	48	0	48	-	-	-	0	0	0	0	0
23	Larkana	Jacobabad*	794	15	809	-	-	-	0	0	0	0	0
24		Kamber Shahdadkot*	1238	11	1249	-	-	-	0	0	23	10	24
25		Kashmore*	137	0	137	-	-	-	0	0	26	0	18
26		Larkana*	1930	49	1979	-	-	-	0	0	0	0	0
27		Shikarpur	237	7	244	-	-	-	0	0	0	0	0
28	Mirpurkhas	Mirpurkhas*	6	0	6	-	-	-	0	0	0	0	0
29		Tharparkar*	1	0	1	-	-	-	0	31	1	0	1
30		Umerkot*	0	0	0	-	-	-	0	0	0	0	0
		<b>Total</b>	<b>14636</b>	<b>198</b>	<b>14834</b>	<b>42</b>	<b>24</b>	<b>0</b>	<b>66</b>	<b>51</b>	<b>62</b>	<b>10</b>	<b>44</b>